



YOU BELONG HERE

Sustainable – Connected – Welcoming


Housing & Human Services Update

Kirkland Alliance of Neighborhoods

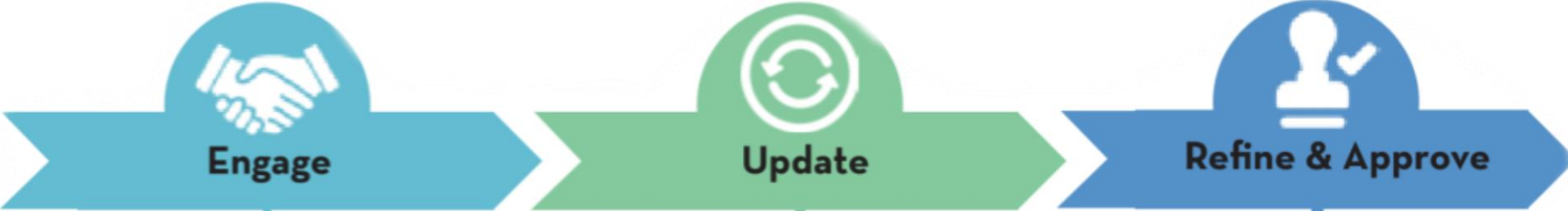
May 10, 2023

Lindsay Levine, AICP, Senior Planner, llevine@kirklandwa.gov

Scott Guter, AICP, Senior Planner, sguter@kirklandwa.gov



Phases of Plan Update 2023-2024



Public comment, feedback, surveys, community events, community meetings, focus groups

- To guide updates -

January-September 2023

Analyze comments, feedback, data, existing policies, regional requirements, growth projections

- To draft policies for public review and approval -

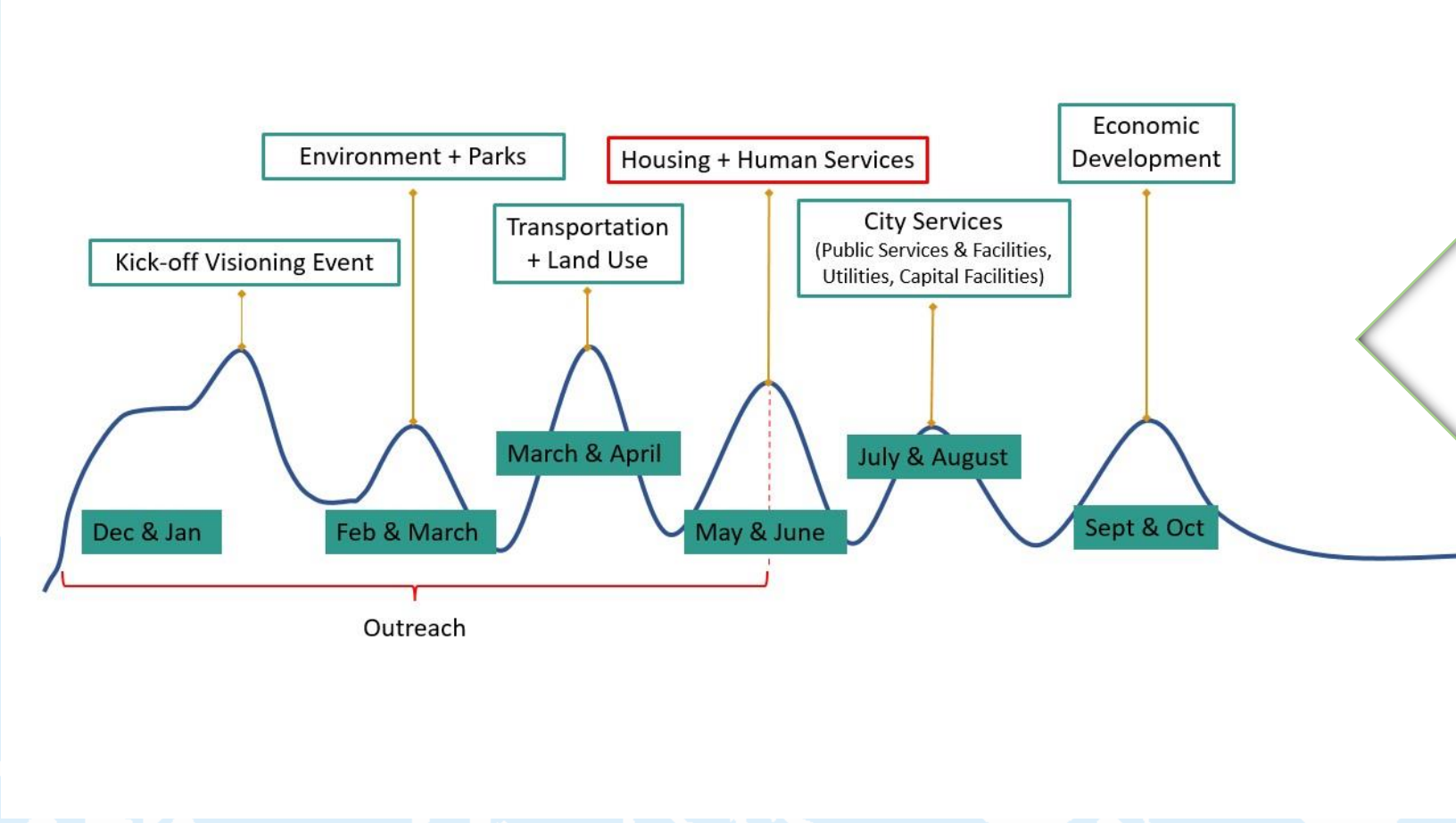
Ongoing - Summer 2024

Public Hearing, Planning Commission, City Council

Fall 2024



2023 Community Engagement Schedule



- Focus Groups
- Surveys
- Community Conversations
- Events
- Schools
- Public Comments
- Community Organizations

Community Engagement Goals

INVOLVE PRIORITY POPULATIONS

Black, Indigenous, and People of Color (BIPOC)

People who identify as lesbian, gay, bisexual, transgender, queer, intersex, asexual plus (LGBTQIA+)

Seniors

Low-income households

People experiencing homelessness

Youth

Renters

People with disabilities or accessibility challenges

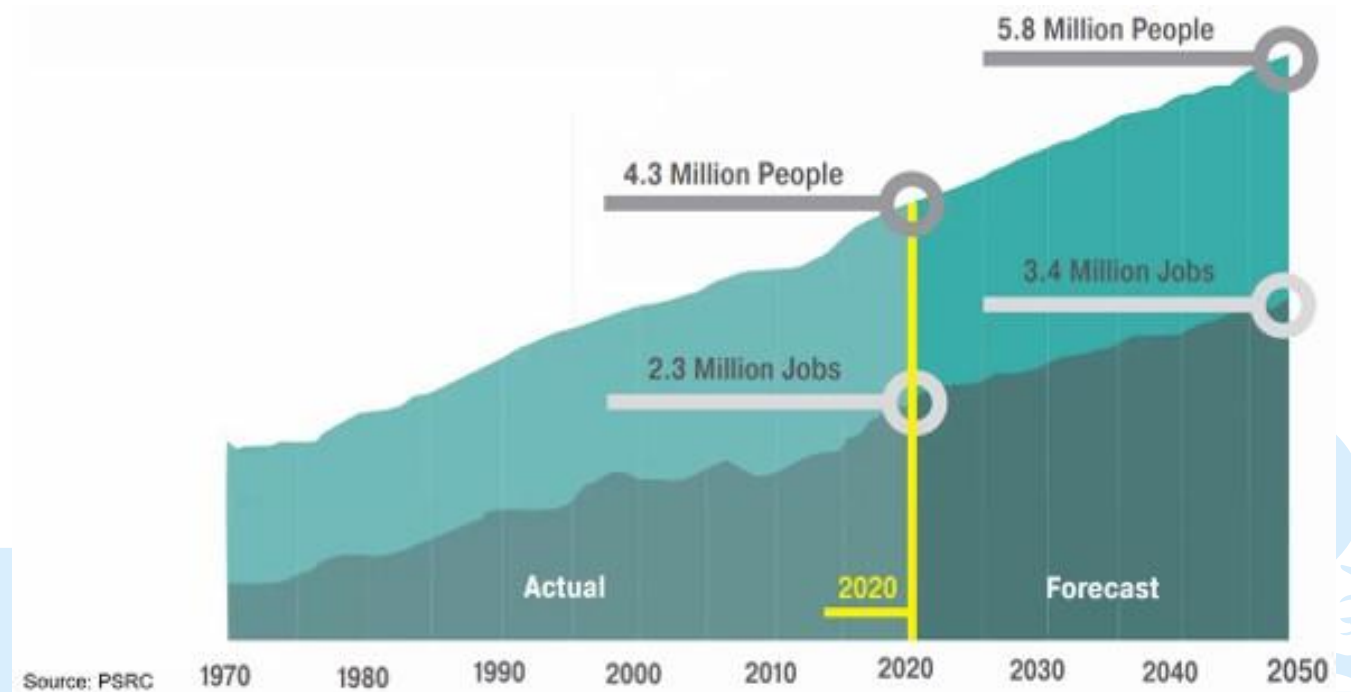
Immigrant communities and people facing language barriers



Growing Region



- The region is projected to add about 1.8 million people by 2050
- Add about 1.2 million jobs by 2050. Outperforming the national economy



Source: PSRC



Growth Targets: Planning for Capacity



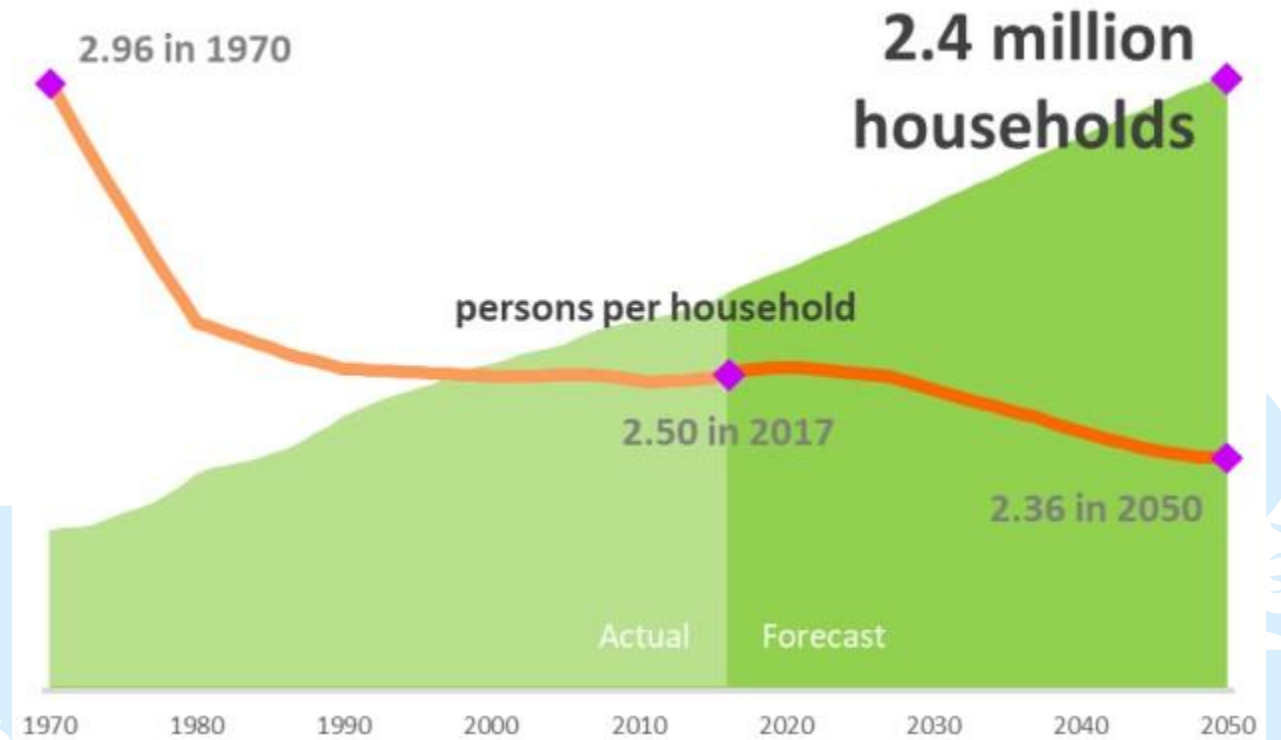
HOUSING UNITS			JOBS		
Existing (2018)	K2044 Target (2019 – 2044)	Existing Capacity (2023) *	Existing (2018)	K2044 Target (2019 – 2044)	Existing Capacity (2023)*
38,656	13,200 (above 2018 existing)	19,595	49,280	26,490 (above 2018 existing)	36,082

**Estimate pending completion of the City's 2044 capacity analysis. Number reflects approximate remaining capacity from K2035 Plan (units/jobs planned for but not achieved) + additional capacity adopted in NE 85th St Station Area Plan*

Shrinking Household Size



- The region is projected to add 830,000 households between now and 2050
- Fewer persons per household means greater demand for housing

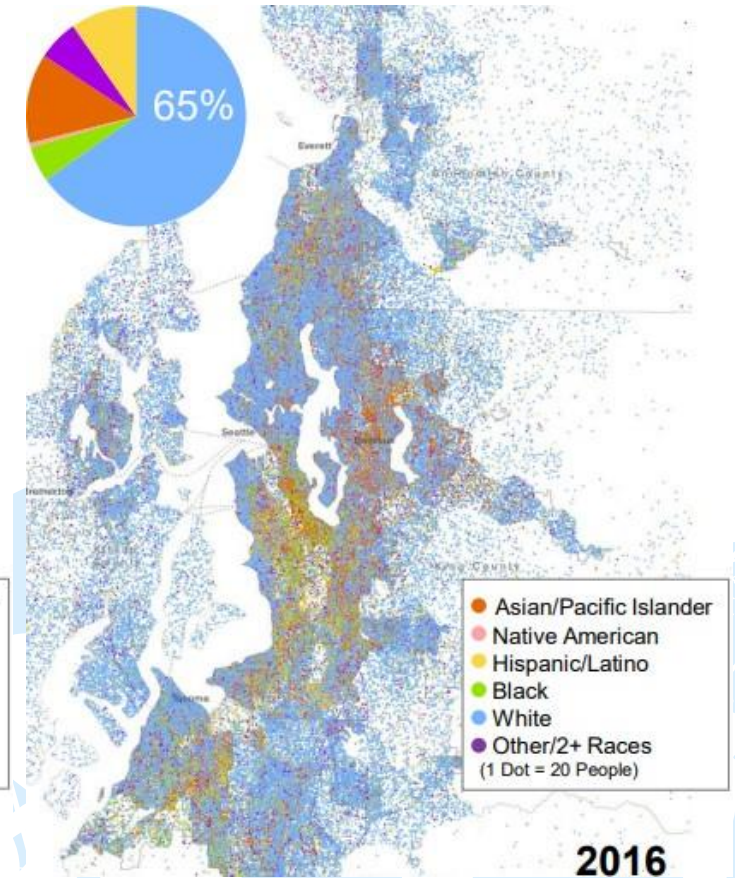
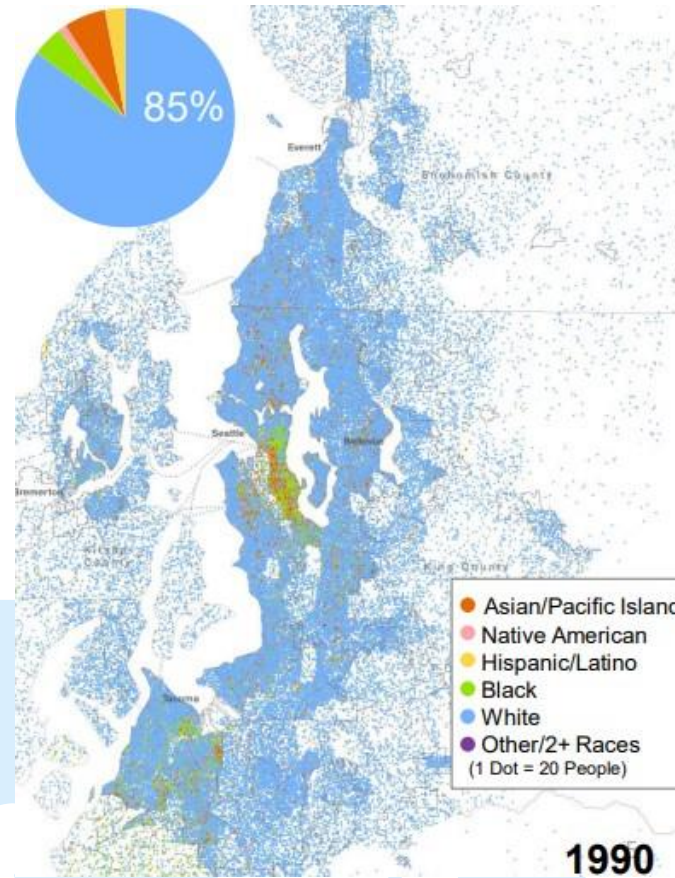


Source: PSRC

Increased Diversity



- From 1990-2016 Puget Sound has become more diverse
- Represents 35% of the population
- 81% of the growth since 2000



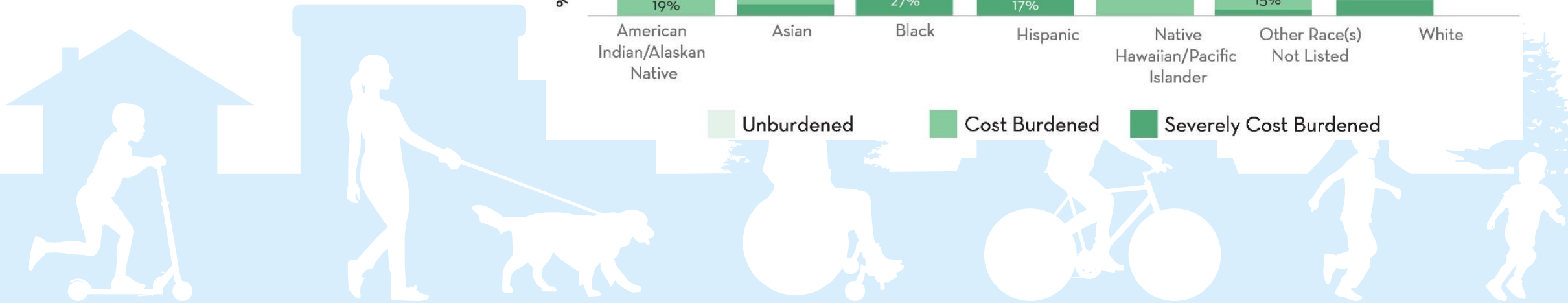
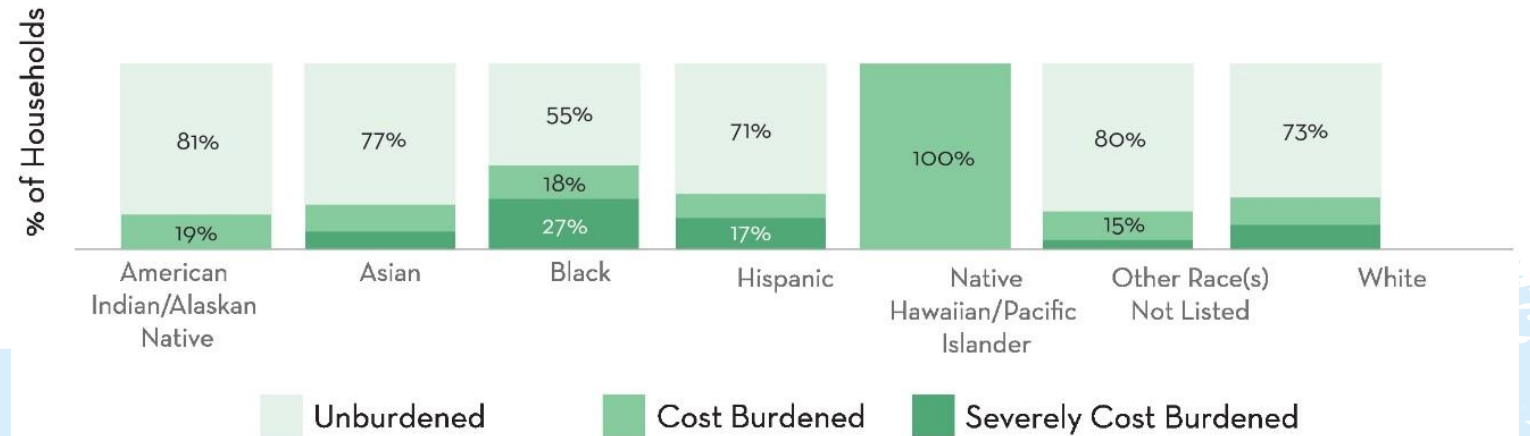
Source: PSRC

Legacy of Discrimination



- Racial Covenants
- Redlining
- Restrictive Zoning

Kirkland Household Cost Burden by Race/Ethnicity
(CHAS, 2015-2019)



Housing Affordability





YOU BELONG HERE
Sustainable – Connected – Welcoming

Affordable Rent	 \$733	 \$1,222	 \$1,955	 \$2,201 Average Kirkland rent	 \$2,444
* Annual Income	\$29,322 (very low income)	\$48,870 (low income)	\$78,192 (moderate income)	Needs an income of \$87,820	\$97,740 (median income)
Affordable Price		 \$177,022	 \$304,026	IN KIRKLAND: Average Price of Condo: \$374,000 Average Price of SF House: \$948,000	 \$388,695

*For a Household Family of 3

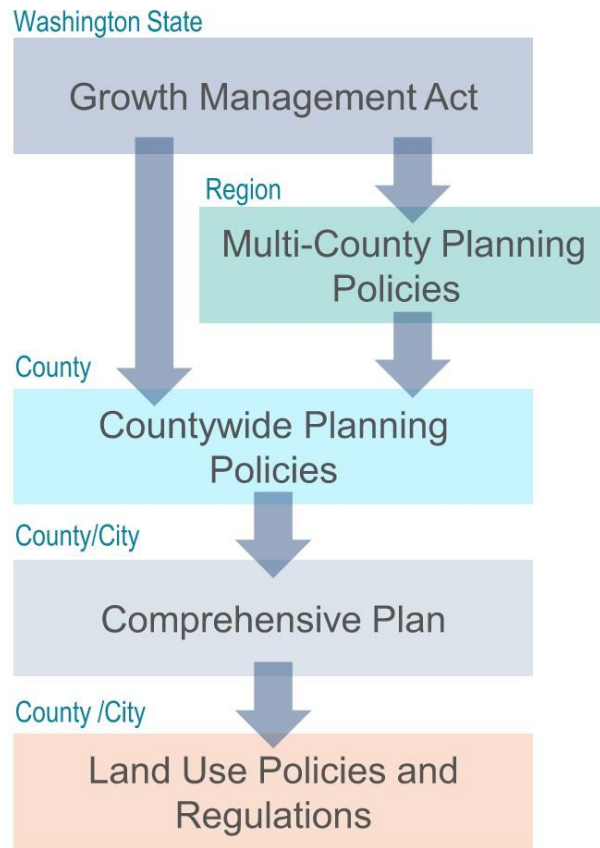
Source: Kirkland 2018 Strategic Housing Plan



Housing Element



Statewide Growth Planning Framework



Goals and policies must:

- Plan and accommodate housing affordable to all income levels
- Address zoning that may have a racially disparate or exclusionary effects
- Address patterns of disinvestment
- Identify displacement risk and establish policies to prevent displacement or reduce the hardships caused by displacement

Kirkland Human Services



Serves as coordinator, collaborator, facilitator, and funder for support systems and provide low-and moderate-income persons with opportunities to succeed.

2023-2024 grant-funded programs are grouped into 5 goal areas:

- Education, job skills, & support to help individuals
- Health care to be as physically and mentally fit as possible
- Housing stability and food security
- Safe haven from all forms of violence and abuse
- Supportive relationships – families, neighborhoods, & communities

Human Services Element



Goals and policies:

- Define the City's role in fostering diversity and equity
- Support nonprofit organizations that serve economic, social and quality of life needs of community members, including those who historically faced barriers



Housing & Human Services Discussion



1. How should the Housing Element respond to Kirkland's current and future housing needs?
2. Which human services do you think require extra focus in Kirkland now?
 - When you think about the future, does your answer change?



How to Get Involved

Visit kirklandwa.gov/k2044 to learn more and sign up for email alerts

Take the Housing and Human Services survey

Send us your thoughts by emailing:
2044ComprehensivePlan@kirklandwa.gov

Email khogan@kirklandwa.gov to join a Focus Group to dive deeper into each Element

**Scan this QR Code
to take the Housing
& Human Services
survey**

