



CITY OF KIRKLAND
City Manager's Office
123 Fifth Avenue, Kirkland, WA 98033 425.587.3001
www.kirklandwa.gov

MEMORANDUM

To: Kurt Triplett, City Manager

From: James Lopez, Deputy City Manager for External Affairs
David Wolbrecht, Communications Program Manager

Date: August 25, 2022

Subject: KIRKLAND COMMUNITY BIENNIAL SURVEY RESULTS

RECOMMENDATION:

City Council receives the results of the biennial community survey conducted by EMC Research and the online version of the same published by the City and discusses how the results might shape the 2023-2024 budget.

BACKGROUND DISCUSSION:

The City conducts a community survey every other year to gauge resident satisfaction with City services and to help establish priorities for the biennial budget. The survey is the source of the "Kirkland Quad" that indicates resident ratings of the importance and performance of priority areas, as well as providing key data points for the City's Performance Measure Report. Some of the data is also used as part of the Performance Measure Report. As in prior surveys since 2012, this year's survey was designed, conducted, and analyzed by EMC Research Market & Opinion Research Services (EMC Research) located in Seattle. This year's survey included a substantial enhancement in the sampling process that incorporates strategies to better align survey responses with Census estimates for Kirkland for racial and ethnic demographic categories. The survey is statistically valid and was conducted through a random sample mixed-mode telephone, email, and text-to-web methodology. The survey ran from June 2 through June 19, 2022, with 1,000 total interviews, an unweighted total that included additional interviews for hard-to-reach communities. Both registered voters and nonvoters were sampled. Top lines from the survey are included as Attachment A, and the results report from the survey is provided as Attachment B.

As in 2020, City staff also posted an online version of the community survey. This version included the same questions as the EMC Research survey, with minor changes to format and question order to make the survey more suitable for an online experience. The online survey was available from June 28 through July 20, 2022. A total of 667 respondents participated. The raw results of the online survey as provided by Survey Monkey are available as Attachment C. The formatting available via Survey Monkey is unfortunately extremely limited, so some of the autogenerated graphs are difficult to read. However, detailed data tables of responses are provided for each question.

Both the results of the EMC Research survey and the City's online survey will be posted to the City's web site.

EMC Research Survey Results Overview

Regarding general survey questions about the City's overall performance, survey results were largely consistent with prior surveys for overall satisfaction with Kirkland as a place to live. Kirkland

residents' overall attitude towards their community is very positive, with eight in ten residents reporting Kirkland as an excellent or good place to live, with a modest decrease since 2020. For the open-ended question about what residents like best about living in Kirkland, prevalent responses included amenities, safety, and small-town feel. Respondents shared a larger mix of concerns than in previous years, with overdevelopment and housing/homelessness at the top of the list.

For other indicators of the City's general performance, the report on the EMC Research survey state:

- *Kirkland's City government continues to earn high marks for the job it does overall and in delivering services efficiently. The City receives more mixed ratings for managing the public's money and focusing on the priorities that matter most to residents.*
 - *Across demographic and geographic subgroups, most give Kirkland a positive job rating, overall, but the intensity of those ratings – both positively ("Excellent") and negatively ("Poor") – is minimal. Overall job ratings are slightly higher among 18-49 year-olds and North Kirkland residents, with less enthusiastic sentiments among 50+ residents and those living in Central and South Kirkland.*
 - *The City's job ratings for "delivering services efficiently" (67% positive) also remains mostly steady with previous years, albeit with an uptick in critical "fair" and "poor" ratings (26% combined) in 2022.*
 - *Ratings for the job the City does "keeping residents informed" (56% positive / 41% critical) remains net-positive following a temporary ratings spike in 2020.*
 - *Residents remain split on how well the City does "focusing on the priorities that matter most to residents" (45% positive / 44% critical) and "managing the public's money" (44% positive / 38% critical).*
 - *The critical "only fair" and "poor" ratings are at least slightly inflated for all City job attributes in 2022, but the level of positive sentiments have largely held steady with previous years. Meanwhile, a declining share of residents said they had no opinion or were unable to rate these attributes in 2022. The expanded multi-modal approach may have likely had some impact on this difference, while greater shares of respondents may also be paying closer attention to what is happening with City government in 2022, continuing a longer-term trend.*

As stated in the EMC survey report, other findings include:

- *Kirkland residents' overall attitude towards their community is very positive, with eight-in-ten residents continuing to rate Kirkland as a "very good" or "excellent" place to live.*
 - *Kirkland's quality of life sentiments remain largely consistent with previous years.*
 - *A strong majority residents continue to rate the quality of life in Kirkland, positively; most consider Kirkland an "excellent" (34%) or "very good" (47%) place to live.*
 - *A negligible share of residents continue to rate Kirkland's quality of life more critically, with either an "only fair" (3%) or "poor" (1%) rating.*
- *Kirkland residents cite a broad mix of local, top-of-mind strengths and concerns for the community.*
 - *Respondents' favorite aspects of life in Kirkland have remained largely consistent with a couple years ago. With the opportunity to give any response, nearly a third mention Kirkland's location/amenities, and more than 1-in-10 cite its community feel and safety/quietness.*
 - *Compared to a couple of years ago, the top-of-mind concerns have increased for overdevelopment, housing costs and homelessness, general prices and affordability, and crime. Although still among the top mentions, traffic concerns have plateaued.*

Finally, it should be noted that, generally, the importance ratings for City services and functions rose across all areas, while the scores for performance in these areas decreased. City staff inquired

about this with EMC Research, who indicated that there were various factors likely contributing to the shift, notably the change to a multimodal survey approach, current public perception of government at large, and other external influences. In its survey report for service area performance, EMC provides:

Most service and attributes' average ratings are slightly lower in 2022 compared to previous years, which may be a factor of the expanded multimodal survey approach, halo and horn effects from broader government perceptions, as well as potential external factors contributed by the pandemic, increased economic and affordability sensitivities, and the national social and political environment.

Amid these potential factors, it's important to track relative shifts between individual performance ratings. To that end, the relative positioning of most services and functions is fairly steady with previous years. Among the few ratings which also shifted in 2020, police service ratings are also lower in 2022. Meanwhile, the 2020 ratings for managing traffic flow slightly increased amid the pandemic but have since eroded in 2022.

A representative from EMC Research will be presenting an overview of the EMC Research survey results as part of the September 6, 2022, meeting and will be available to answer questions.

City Online Survey Overview Results

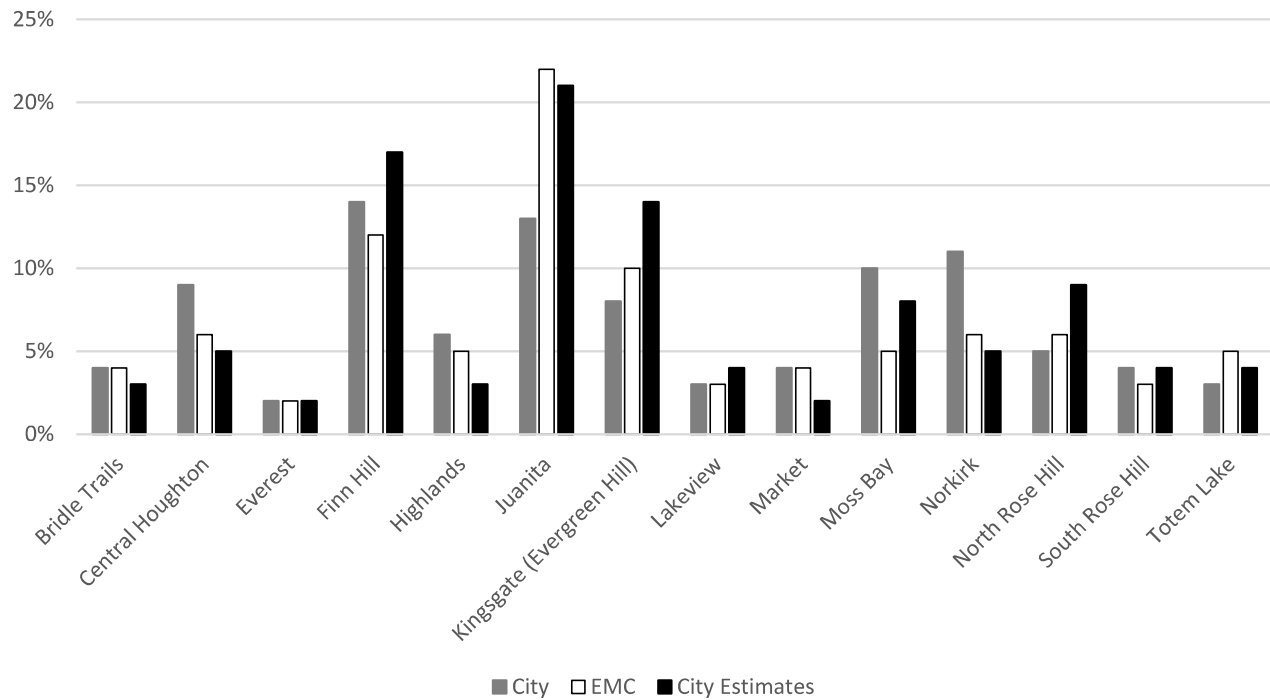
As in 2020, staff compared the results of the City's online survey to the EMC Research survey results to identify any differences and to obtain additional insight. It is worth noting that the results of the City's online survey are not statistically valid and consist of a self-selected pool of respondents. Staff promoted the survey through social media and the City's weekly email newsletter.

It should also be noted that the City's online survey instrument calculates results differently from EMC Research's methodology in some cases. For the questions presented in this memo, scoring was adjusted for the City's online results to coincide with EMC's values. The raw results of the City's online survey provided directly from Survey Monkey have not been changed and include written responses to all open-ended questions. Those results are provided as Attachment C.

As in 2020, staff did not analyze all online survey results and only identified the variance of results between the EMC Research and City's online surveys for key questions. For the sake of this memo, variance is defined as the difference of the City's online survey from the EMC Research survey results and indicates whether online results were more than or less than EMC's survey results, and by how much. For example, a +10% variance indicates higher responses for the City's online survey than EMC's survey, while -10% variance indicates the City's online responses were lower than EMC's responses for that question.

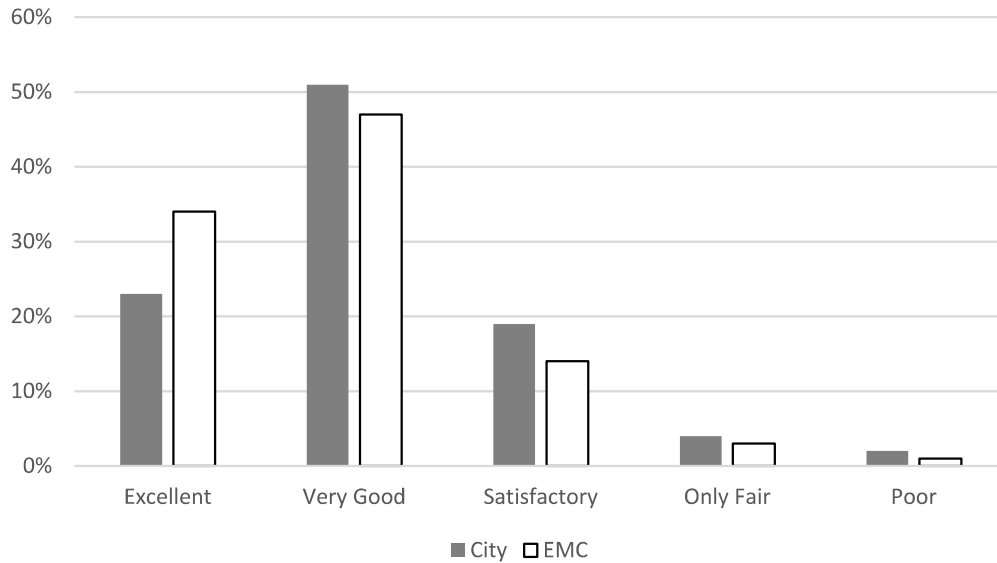
Online Survey Results & Comparisons

<i>What neighborhood do you live in?</i>	<i>City</i>	<i>EMC</i>	<i>City Estimate</i>
<i>Bridle Trails</i>	4%	4%	3%
<i>Central Houghton</i>	9%	6%	5%
<i>Everest</i>	2%	2%	2%
<i>Finn Hill</i>	14%	12%	17%
<i>Highlands</i>	6%	5%	3%
<i>Juanita</i>	13%	22%	21%
<i>Kingsgate (Evergreen Hill)</i>	8%	10%	14%
<i>Lakeview</i>	3%	3%	4%
<i>Market</i>	4%	4%	2%
<i>Moss Bay</i>	10%	5%	8%
<i>Norkirk</i>	11%	6%	5%
<i>North Rose Hill</i>	5%	6%	9%
<i>South Rose Hill</i>	4%	3%	4%
<i>Totem Lake</i>	3%	5%	4%
<i>Other / Don't Know / Refused</i>	3%	5%	--



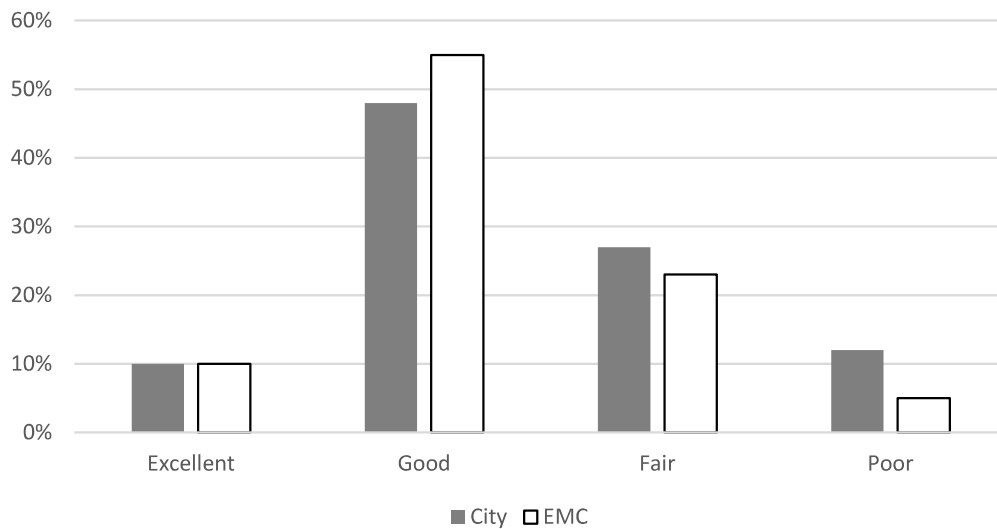
How would you rate Kirkland as a place to live?

	City	EMC	Variance
<i>Excellent</i>	23%	34%	-11%
<i>Very Good</i>	51%	47%	+4%
<i>Satisfactory</i>	19%	14%	+5%
<i>Only Fair</i>	4%	3%	+1%
<i>Poor</i>	2%	1%	+1%
<i>Don't Know / Skipped</i>	1%	0%	+1%



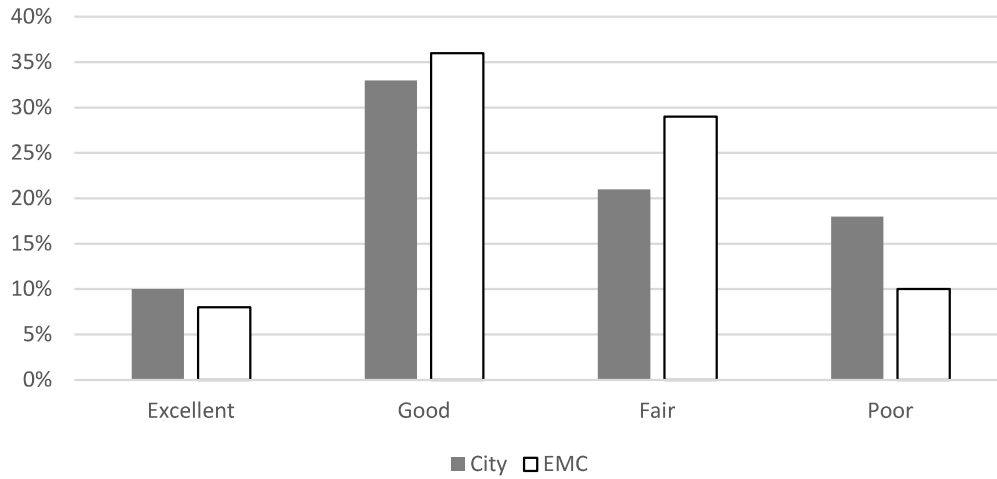
The job the City is doing overall:

	City	EMC	Variance
<i>Excellent</i>	10%	10%	0%
<i>Good</i>	48%	55%	-7%
<i>Fair</i>	27%	23%	+4%
<i>Poor</i>	12%	5%	+7%
<i>Don't Know</i>	3%	7%	-4%



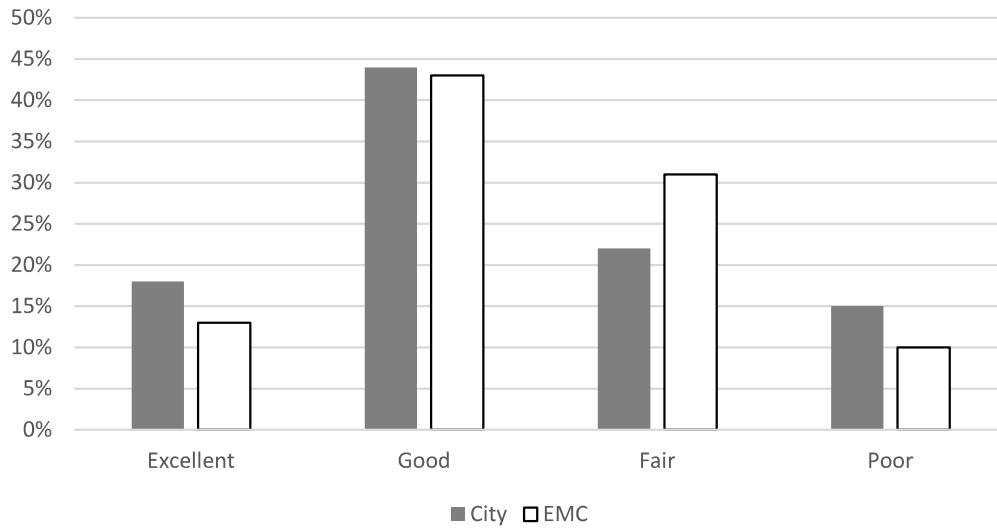
The job the City is doing managing the public's money:

	City	EMC	Variance
<i>Excellent</i>	10%	8%	+2%
<i>Good</i>	33%	36%	-3%
<i>Fair</i>	21%	29%	-8%
<i>Poor</i>	18%	10%	+8%
<i>Don't Know</i>	18%	18%	0%



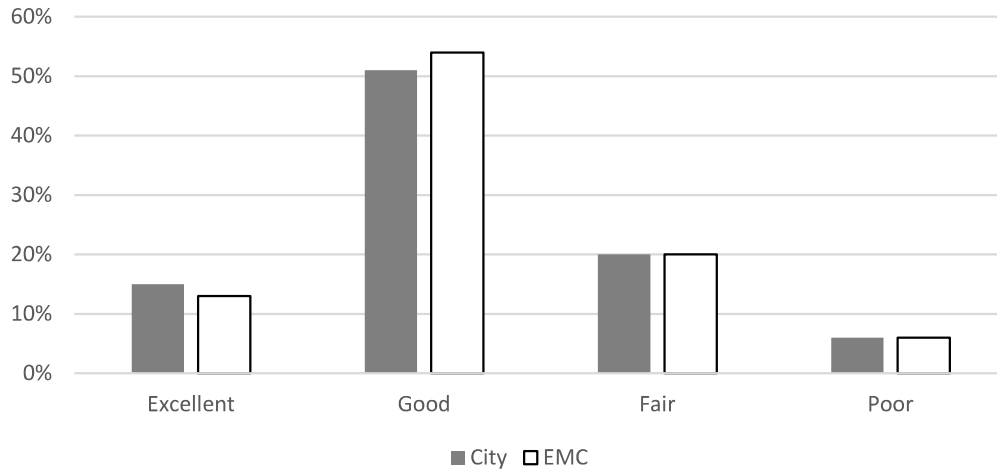
The job the City does keeping residents informed:

	City	EMC	Variance
<i>Excellent</i>	18%	13%	+5%
<i>Good</i>	44%	43%	+1%
<i>Fair</i>	22%	31%	-9%
<i>Poor</i>	15%	10%	+5%
<i>Don't Know</i>	2%	3%	-1%



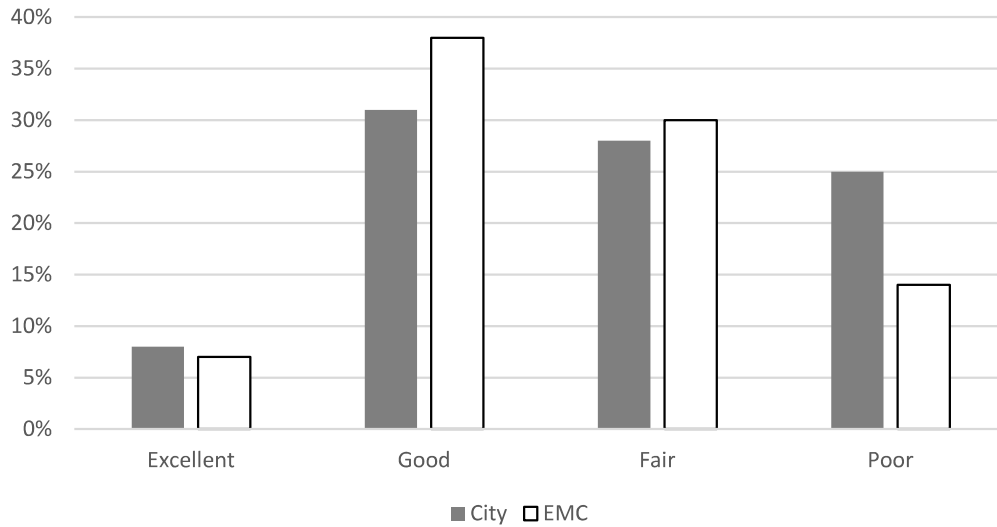
The job the City does delivering services efficiently:

	City	EMC	Variance
<i>Excellent</i>	15%	13%	+2%
<i>Good</i>	51%	54%	-3%
<i>Fair</i>	20%	20%	0%
<i>Poor</i>	6%	6%	0%
<i>Don't Know</i>	8%	7%	+1%

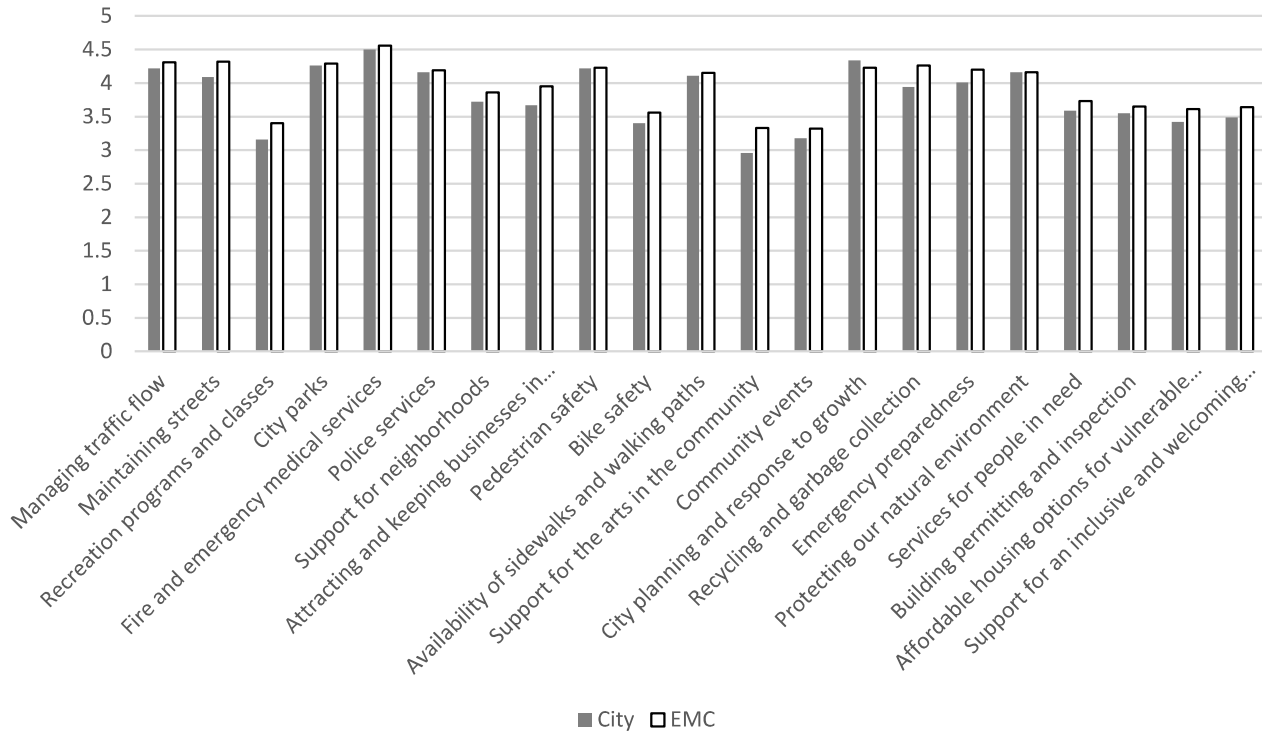


The job the City does focusing on the priorities that matter most to residents:

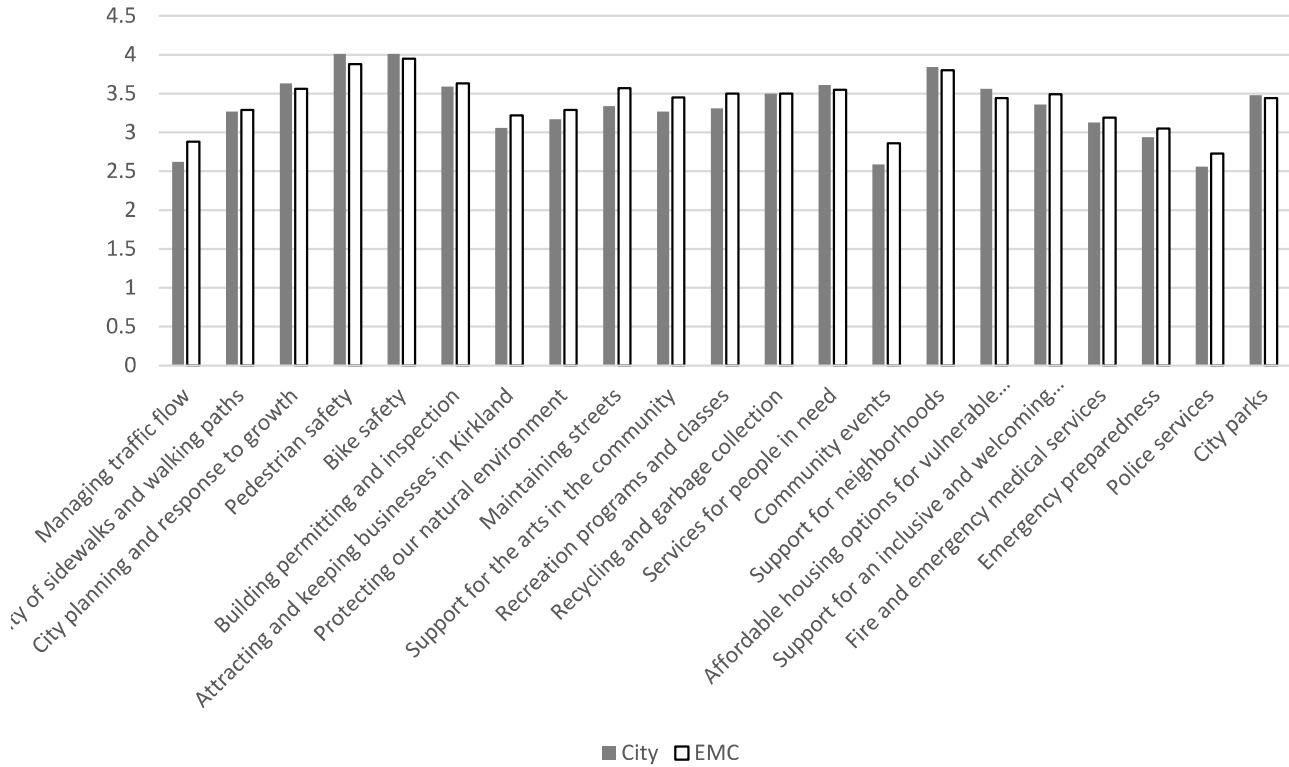
	City	EMC	Variance
<i>Excellent</i>	8%	7%	+1%
<i>Good</i>	31%	38%	-7%
<i>Fair</i>	28%	30%	-2%
<i>Poor</i>	25%	14%	+11%
<i>Don't Know</i>	9%	11%	-2%



Importance of Priority Area	City	EMC	Variance
<i>Managing traffic flow</i>	4.22	4.31	-0.09
<i>Maintaining streets</i>	4.09	4.32	-0.23
<i>Recreation programs and classes</i>	3.16	3.40	-0.24
<i>City parks</i>	4.26	4.29	-0.03
<i>Fire and emergency medical services</i>	4.50	4.56	-0.06
<i>Police services</i>	4.16	4.19	-0.03
<i>Support for neighborhoods</i>	3.72	3.86	-0.14
<i>Attracting and keeping businesses in Kirkland</i>	3.67	3.95	-0.28
<i>Pedestrian safety</i>	4.22	4.23	-0.01
<i>Bike safety</i>	3.40	3.56	-0.16
<i>Availability of sidewalks and walking paths</i>	4.11	4.15	-0.04
<i>Support for the arts in the community</i>	2.96	3.33	-0.37
<i>Community events</i>	3.18	3.32	-0.14
<i>City planning and response to growth</i>	4.34	4.23	+0.11
<i>Recycling and garbage collection</i>	3.94	4.26	-0.32
<i>Emergency preparedness</i>	4.01	4.20	-0.19
<i>Protecting our natural environment</i>	4.16	4.16	0.00
<i>Services for people in need</i>	3.59	3.73	-0.14
<i>Building permitting and inspection</i>	3.55	3.65	-0.10
<i>Affordable housing options for vulnerable residents</i>	3.42	3.61	-0.19
<i>Support for an inclusive and welcoming community</i>	3.49	3.64	-0.15

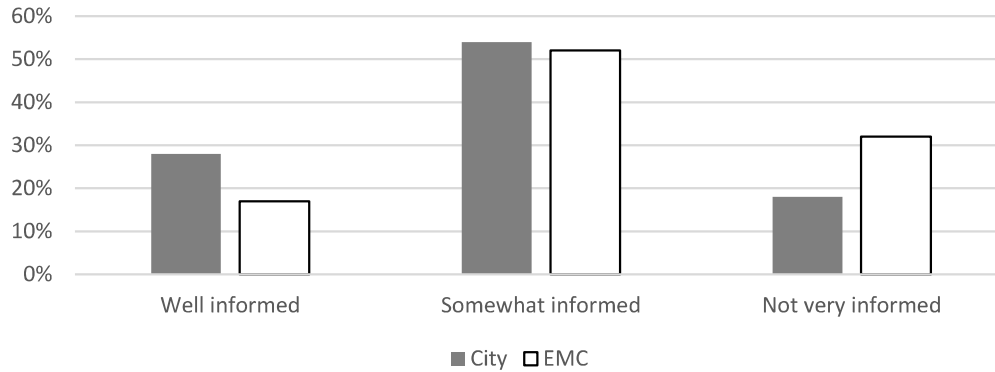


Performance of Priority Area	City	EMC	Variance
<i>Managing traffic flow</i>	2.62	2.88	-0.26
<i>Maintaining streets</i>	3.27	3.29	-0.02
<i>Recreation programs and classes</i>	3.63	3.56	+0.07
<i>City parks</i>	4.01	3.88	+0.13
<i>Fire and emergency medical services</i>	4.01	3.95	+0.06
<i>Police services</i>	3.59	3.63	-0.04
<i>Support for neighborhoods</i>	3.06	3.22	-0.16
<i>Attracting and keeping businesses in Kirkland</i>	3.17	3.29	-0.12
<i>Pedestrian safety</i>	3.34	3.57	-0.23
<i>Bike safety</i>	3.27	3.45	-0.18
<i>Availability of sidewalks and walking paths</i>	3.31	3.50	-0.19
<i>Support for the arts in the community</i>	3.50	3.50	0.00
<i>Community events</i>	3.61	3.55	+0.06
<i>City planning and response to growth</i>	2.59	2.86	-0.27
<i>Recycling and garbage collection</i>	3.84	3.80	+0.04
<i>Emergency preparedness</i>	3.56	3.44	+0.12
<i>Protecting our natural environment</i>	3.36	3.49	-0.13
<i>Services for people in need</i>	3.13	3.19	-0.06
<i>Building permitting and inspection</i>	2.94	3.05	-0.11
<i>Affordable housing options for vulnerable residents</i>	2.56	2.73	-0.17
<i>Support for an inclusive and welcoming community</i>	3.48	3.44	+0.04



In general, how well-informed would you say you are about Kirkland City government?

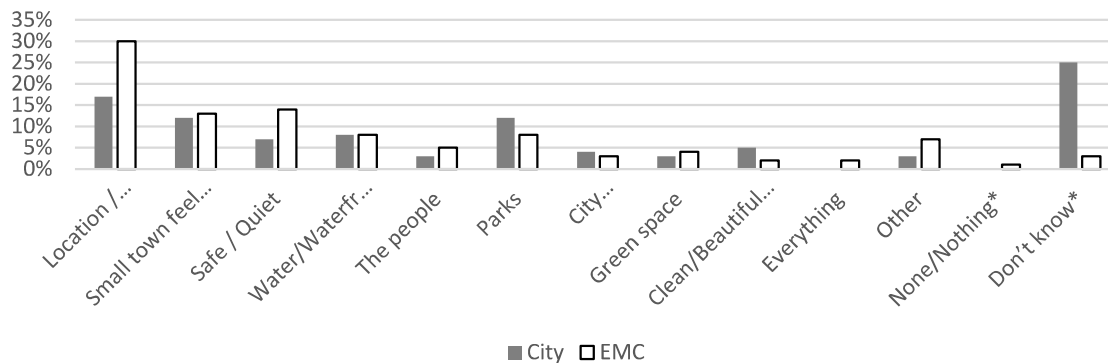
	City	EMC	Variance
<i>Well informed</i>	28%	17%	+11%
<i>Somewhat informed</i>	54%	52%	+2%
<i>Not very informed</i>	18%	32%	-14%
<i>Don't Know / Refused</i>	0%	0%	--



What do you like best about living in Kirkland?

	City	EMC	Variance
<i>Location / Close to amenities</i>	17%	30%	-13%
<i>Small town feel / Community</i>	12%	13%	-1%
<i>Safe / Quiet</i>	7%	14%	-7%
<i>Water/Waterfront</i>	8%	8%	--
<i>The people</i>	3%	5%	-2%
<i>Parks</i>	12%	8%	+4%
<i>City Government / Services available / Schools</i>	4%	3%	+1%
<i>Green space</i>	3%	4%	-1%
<i>Clean/Beautiful/Views</i>	5%	2%	+3%
<i>Everything</i>	0%	2%	-2%
<i>Other</i>	3%	7%	-4%
<i>None/Nothing*</i>	0%	1%	-1%
<i>Don't know*</i>	25%	3%	+22%

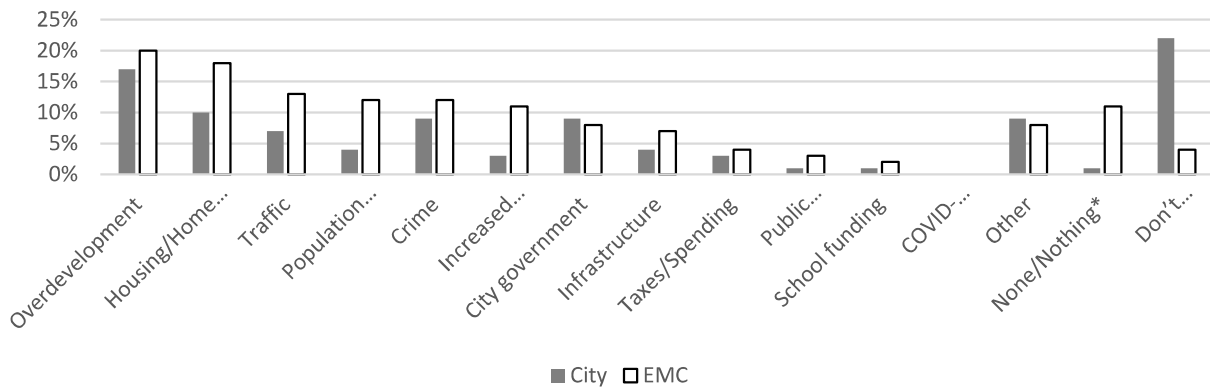
*Approximately a quarter of the respondents to the City's online survey left this answer blank. In the absence of certainty on whether these respondents' intent was "None/Nothing" or "Don't know," staff made the determination to categorize all blank responses as "Don't know."



When you think about the way things are going in Kirkland, what, if anything, concerns you?

	City	EMC	Variance
Overdevelopment	17%	20%	-3%
Housing/Home affordability/Homelessness	10%	18%	-8%
Traffic	7%	13%	-6%
Population growth/Crowds	4%	12%	-8%
Crime	9%	12%	-3%
Increased prices/Affordability	3%	11%	-8%
City government	9%	8%	+1%
Infrastructure	4%	7%	-3%
Taxes/Spending	3%	4%	+1%
Public transportation	1%	3%	-2%
School funding	1%	2%	-1%
COVID-19/Impacts of COVID	0%	0%	--
Other	9%	8%	+1%
None/Nothing*	1%	11%	-10%
Don't know/Refuse*	22%	4%	+18%

*A little over one fifth of the respondents to the City's online survey left this answer blank. In the absence of certainty on whether these respondents' intent was "None/Nothing" or "Don't know/Refuse," staff made the determination to categorize all blank responses as "Don't know/Refuse."



DEMOGRAPHIC CATEGORIES	Online Responses¹	EMC Responses	Census Estimates ²
Housing Circumstance			
Rent	14%	31%	38%
Own	84%	61%	62%
Live with family	1%	5%	--
Do not have stable housing	0%	0%	--
Don't Know / Refused		3%	--
Age			
18 to 29	4%	14%	³
30 to 39	18%	23%	³
40 to 49	26%	19%	³
50-64	31%	25%	³
65 or over	21%	19%	³
Gender Identification			
Male	32%	47%	50%
Female	65%	49%	50%
Non-binary / Another gender identity	1%	2%	--
Ethnicity			
Hispanic, Latino, or Spanish origin	4%	8%	8%
Race			
African American / Black	1%	2%	2%
Asian / Pacific Islander	10%	14%	15%
American Indian / Native American / Alaska Native	0%	0%	0%
White / Caucasian	85%	64%	73%
Something else	4%	7%	7%

¹ Excluding those who chose not to answer

² Sources: [2021 U.S. Census Bureau, Population Estimates Program \(PEP\)](#); [US Census 2019 ACS 5-Year Survey \(Table S0101\)](#); [US Census 2019 ACS 5-Year Survey \(Table S1101\)](#); [US Census 2019 ACS 5-Year Survey \(Table B03002\)](#)

³ Survey data collection age categories not parallel with Census data collection methods.

Attachment A: EMC Community Survey Top Lines
Attachment B: EMC Community Survey Results Report
Attachment C: City Online Survey Results



Survey of Residents
City of Kirkland, WA
Hybrid Email and Text-to-Web/Live Telephone Survey
Conducted June 2 – June 19, 2022

Total interviews (n) = 1,000 (Unweighted, including additional interviews in hard-to-reach communitiesⁱ);
Weighted n=813, Margin of Error = ±3.4 percentage points
EMC Research #22-8469

All numbers in this document represent percentage (%) values, unless otherwise noted.
Please note that due to rounding, percentages may not add up to exactly 100%.

Where applicable, results are compared with:

June 25 – July 2, 2020	n=500	MoE = ±4.4	EMC #20-7676
April 26 – May 4, 2018	n=512	MoE = ±4.3	EMC #18-6718
April 25 – May 2, 2016	n=502	MoE = ±4.4	EMC #16-5961
April 6 – 11, 2014	n=501	MoE = ±4.4	EMC #14-5106
Jan 30- Feb 2, 2012	n=500	MoE = ±4.4	EMC #12-4567

INTRO: Hello, my name is _____, and I'm conducting a survey for _____ to find out how people feel about issues in Kirkland. We are not trying to sell anything and are collecting this information on a scientific and completely confidential basis.

	<u>2012</u>	<u>2014</u>	<u>2016</u>	<u>2018</u>	<u>2020</u>	<u>2022</u>
1. Do you live in Kirkland?						
Yes	100	100	100	100	100	100
No → TERMINATE	-	-	-	-	-	-
(Don't know/Refused) → TERMINATE	-	-	-	-	-	-
2. In what year were you born? (YEARS CODED INTO AGE RANGES)						
18-29	-	11	11	10	11	14
30-39	-	24	19	14	20	23
40-49	-	19	19	19	18	19
50-64	-	27	29	31	26	25
65 or over	-	19	22	26	25	19
(Refused)	-	11	11	10	11	1

ⁱ 350 additional interviews among residents who self-identified as <40 years, BIPOC residents, renters, or those making less than \$75,000 dollars.

	<u>2012</u>	<u>2014</u>	<u>2016</u>	<u>2018</u>	<u>2020</u>	<u>2022</u>
3. Do you identify as...						
Male	48	48	48	48	47	47
Female	52	52	52	52	51	49
Non-binary	-	-	-	-	<1	1
Another gender identity	-	-	-	-	-	1
Prefer not to respond	-	-	-	-	2	2
4. Do you consider yourself to be white or Caucasian, Hispanic or Latino, African American or Black, Chinese, Filipino or Pacific Islander, other Asian, biracial, multiracial or something else?						
Hispanic or Latino	2	1	2	2	-	8
White or Caucasian	85	85	82	78	82	64
African American or Black	1	1	1	1	1	2
Chinese						4
Filipino or Pacific Islander	4	4	6	6	7	2
Other Asian						8
American Indian or Alaska Native	<1	1	1	1	0	0
Something else	3	4	5	6	7	7
(Don't know/Refused)	4	4	3	6	3	5
5. Do you currently own the home or apartment where you live, do you rent, do you live with family, or do you not have stable housing?						
Own/buying	76	82	80	81	64	61
Rent/lease	20	15	18	16	30	31
Live with family	-	-	-	-	-	5
Do not have stable housing	-	-	-	-	-	0
(Don't Know/Refused)	4	3	1	4	6	3
6. I am going to list five broad categories. Just stop me when I get to the category that best describes your approximate household income - before taxes - for twenty twenty-one.						
\$50,000 or less	22	14	10	11	10	13
Over \$50,000 to \$75,000	14	16	12	9	13	12
Over \$75,000 to \$100,000	13	14	14	11	18	12
\$100,000 to \$150,000	21	16	13	18	19	18
Over \$150,000	12	20	24	32	25	32
(Don't know/Refused)	18	21	27	21	15	13

	<u>2012</u>	<u>2014</u>	<u>2016</u>	<u>2018</u>	<u>2020</u>	<u>2022</u>
7. How many years have you lived in Kirkland?						
1 year	-	4	4	2	1	4
2-5 years	-	19	18	17	12	17
6-10 years	-	18	15	15	20	16
11-25 years	-	35	39	33	37	36
25+ years	-	24	23	33	30	26
(Don't know/Refused)	-	4	4	0	1	1
8. What neighborhood do you live in?						
Bridle Trails	4	5	5	4	3	4
Central Houghton	8	6	6	8	8	6
Everest	<1	2	2	1	<1	2
Finn Hill	14	16	17	14	13	12
Highlands	2	3	4	3	4	5
Kingsgate/Evergreen Hill	9	14	11	12	11	10
Lakeview	-	-	-	<1	1	3
Market	3	5	3	4	1	4
Moss Bay	3	3	4	2	1	5
Norkirk	4	5	5	3	5	6
North Juanita (North of NE 124th)	15	19	14	17	14	13
North Rose Hill (North of NE 85TH)	7	6	10	5	5	6
South Juanita (South of NE 124th)	8	1	6	7	8	9
South Rose Hill (South of NE 85TH)	6	3	2	5	4	3
Totem Lake	5	2	2	4	6	5
Other	4	9	8	9	8	4
(Don't know/Refused)	4	1	1	2	7	1
9. How would you rate Kirkland as a place to live? Would you say it is an excellent, very good, satisfactory, only fair, or a poor place to live?						
Excellent	35	40	47	39	42	34
Very good	50	46	39	43	43	47
Satisfactory	11	11	9	11	12	14
Only fair	3	2	2	3	2	3
Poor	1	1	2	3	2	1
(Don't know/Refused)	1	-	-	-	-	0

	<u>2012</u>	<u>2014</u>	<u>2016</u>	<u>2018</u>	<u>2020</u>	<u>2022</u>
10. What do you like best about living in Kirkland? (OPEN ENDED QUESTION, VERBATIM RESPONSES CODED INTO CATEGORIES)						
Location/Close to amenities	-	41	27	29	31	30
Small town feel/Community	-	20	22	11	10	13
Safe/Quiet	-	8	11	10	12	14
Water/Waterfront	-	6	12	15	11	8
The people	-	4	2	9	9	5
Parks	-	7	6	7	6	8
City government/ Services available/ Schools	-	<1	2	5	5	3
Green space	-	4	5	7	6	4
Clean/Beautiful/Views	-	-	-	-	-	2
Everything	-	-	-	-	-	2
Other	-	7	7	5	8	7
None/Nothing	-	2	2	2	1	1
Don't know	-	2	4	2	<1	3
11. When you think about the way things are going in Kirkland, what, if anything, concerns you? (OPEN ENDED QUESTION, VERBATIM RESPONSES CODED INTO CATEGORIES)						
Overdevelopment	-	16	16	9	12	20
Housing/Home affordability/Homelessness	-	2	4	9	9	18
Traffic	-	10	15	16	15	13
Population growth/Crowds	-	6	6	12	7	12
Crime	-	2	3	6	5	12
Increased prices/Affordability	-	3	4	5	8	11
City government	-	4	6	6	9	8
Infrastructure	-	3	3	3	3	7
Taxes/Spending	-	9	5	8	6	4
Public transportation	-	1	5	2	4	3
School funding	-	3	1	2	1	2
COVID-19/Impacts of COVID	-	-	-	-	6	-
Other	-	5	5	4	10	8
None/Nothing	-	23	22	15	22	11
Don't know/Refuse	-	3	1	2	4	4

12INT. Using a scale of excellent, good, only fair, or poor, please tell me how you think Kirkland City government is doing in each of the following areas. If you aren't sure one way or the other, please just say so.

SCALE:	Excellent	Good	Only fair	Poor	(Don't know)	Positive	Negative
(ALWAYS ASK FIRST)							
12.	The job the City is doing overall						
<u>2022</u>	10	55	23	5	7	64	28
<u>2020</u>	14	55	17	5	9	69	22
<u>2018</u>	13	57	20	4	6	70	25
<u>2016</u>	11	59	21	4	7	70	25
<u>2014</u>	9	62	21	3	6	71	24
<u>2012</u>	10	58	18	5	9	68	23
(RANDOMIZE)							
13.	The job the City is doing managing the public's money						
<u>2022</u>	8	36	29	10	18	44	38
<u>2020</u>	6	32	22	10	31	37	32
<u>2018</u>	7	30	21	12	30	37	33
<u>2016</u>	6	31	25	9	29	37	34
<u>2014</u>	5	30	24	7	35	35	30
<u>2012</u>	5	28	24	8	36	33	32
14.	The job the City does keeping residents informed						
<u>2022</u>	13	43	31	10	3	56	41
<u>2020</u>	19	47	21	7	6	66	28
<u>2018</u>	15	42	28	9	7	57	37
<u>2016</u>	11	50	25	7	7	62	32
<u>2014</u>	13	50	23	6	8	63	29
<u>2012</u>	12	50	22	7	9	63	29
15.	The job the City does delivering services efficiently						
<u>2022</u>	13	54	20	6	7	67	26
<u>2020</u>	18	52	13	4	13	70	17
<u>2018</u>	17	53	16	3	11	69	19
<u>2016</u>	18	52	17	2	10	71	19
<u>2014</u>	13	57	15	3	12	70	18
<u>2012</u>	16	53	17	5	9	69	23

SCALE:	Excellent	Good	Only fair	Poor	(Don't know)	Positive	Negative
16. The job the City does focusing on the priorities that matter most to residents							
<u>2022</u>	7	38	30	14	11	45	44
<u>2020</u>	8	41	22	10	19	49	32
<u>2018</u>	7	36	24	12	21	42	36
<u>2016</u>	7	40	26	10	16	47	36
<u>2014</u>	6	40	22	7	24	46	29
<u>2012</u>	5	41	20	9	24	46	30

(END RANDOMIZE)

17INT. I'm going to read you a list of services and functions provided by the City. For each one, please tell me how important that city function is to you and your household. Use a scale of one to five, where one means not at all important and five means it is extremely important.

SCALE:	Not at all Important			Extremely Important		(Don't know)	Mean
	1	2	3	4	5		

(RANDOMIZE)

17. Managing traffic flow							
<u>2022</u>	1	4	11	28	55	0	4.31
<u>2020</u>	3	7	21	26	41	2	3.98
<u>2018</u>	4	5	12	23	55	1	4.22
<u>2016</u>	3	4	14	30	48	<1	4.17
<u>2014</u>	2	3	17	35	43	<1	4.14
<u>2012</u>	3	5	18	38	36	<1	4.01
18. Maintaining streets							
<u>2022</u>	1	2	13	34	50	0	4.32
<u>2020</u>	2	4	19	39	35	1	4.02
<u>2018</u>	2	4	12	38	44	<1	4.17
<u>2016</u>	1	2	16	43	38	<1	4.14
<u>2014</u>	1	2	17	36	43	-	4.18
<u>2012</u>	1	2	15	39	43	-	4.21
19. Recreation programs and classes							
<u>2022</u>	8	13	31	26	21	1	3.40
<u>2020</u>	7	12	31	30	17	3	3.40
<u>2018</u>	5	9	34	31	18	3	3.48
<u>2016</u>	5	11	31	31	17	4	3.46
<u>2014</u>	5	12	30	33	18	2	3.47
<u>2012</u>	8	10	30	32	18	1	3.44

SCALE:	Not at all Important			Extremely Important		(Don't know)	Mean
	1	2	3	4	5		
20. City parks							
<u>2022</u>	1	4	11	32	52	-	4.29
<u>2020</u>	2	4	16	33	44	1	4.15
<u>2018</u>	2	3	17	31	46	1	4.16
<u>2016</u>	1	2	12	42	41	1	4.21
<u>2014</u>	1	3	14	35	46	<1	4.21
<u>2012</u>	2	2	18	35	43	1	4.14
21. Fire and emergency medical services							
<u>2022</u>	1	2	7	23	68	0	4.56
<u>2020</u>	1	2	8	22	65	1	4.50
<u>2018</u>	1	1	4	17	76	1	4.68
<u>2016</u>	1	<1	4	23	72	1	4.66
<u>2014</u>	1	1	4	19	75	1	4.68
<u>2012</u>	1	<1	5	16	77	<1	4.68
22. Police services							
<u>2022</u>	4	4	15	21	55	0	4.19
<u>2020</u>	3	6	19	27	43	1	4.02
<u>2018</u>	1	2	10	26	60	1	4.43
<u>2016</u>	2	2	10	26	60	1	4.41
<u>2014</u>	2	2	9	31	56	-	4.37
<u>2012</u>	2	3	9	24	61	1	4.40
23. Support for neighborhoods							
<u>2022</u>	2	7	25	31	32	3	3.86
<u>2020</u>	3	8	27	30	26	6	3.71
<u>2018</u>	3	6	25	34	24	7	3.77
<u>2016</u>	2	6	25	35	26	6	3.82
<u>2014</u>	2	8	27	33	25	4	3.74
<u>2012</u>	4	9	21	36	23	6	3.69
24. Attracting and keeping businesses in Kirkland							
<u>2022</u>	3	6	20	35	35	1	3.95
<u>2020</u>	3	6	25	32	31	3	3.86
<u>2018</u>	4	7	25	33	31	2	3.82
<u>2016</u>	4	6	23	33	33	2	3.88
<u>2014</u>	3	5	19	34	37	2	3.96
<u>2012</u>	4	3	15	32	45	1	4.13

SCALE:	Not at all Important			Extremely Important		(Don't know)	Mean
	1	2	3	4	5		
25. Pedestrian safety							
<u>2022</u>	2	4	12	33	49	0	4.23
<u>2020</u>	2	3	19	33	42	1	4.11
<u>2018</u>	2	4	15	26	52	1	4.23
<u>2016</u>	2	3	15	28	51	<1	4.24
<u>2014</u>	2	4	13	32	50	<1	4.26
<u>2012</u>	3	4	11	32	50	<1	4.22
26. Bike safety							
<u>2022</u>	10	9	23	30	27	1	3.56
<u>2020</u>	8	11	24	26	26	4	3.53
<u>2018</u>	9	10	26	24	29	2	3.54
<u>2016</u>	9	11	23	27	28	3	3.55
<u>2014</u>	8	9	25	29	28	2	3.61
<u>2012</u>	11	11	23	27	26	2	3.45
27. Availability of sidewalks and walking paths							
<u>2022</u>	2	5	15	34	44	0	4.15
<u>2020</u>	4	5	20	36	35	1	3.93
<u>2018</u>	3	7	22	27	40	1	3.94
<u>2016</u>	3	5	17	36	38	1	4.03
<u>2014</u>	2	6	20	37	34	<1	3.94
<u>2012</u>	3	7	19	36	36	<1	3.94
28. Support for arts in the community							
<u>2022</u>	11	13	29	25	21	1	3.33
<u>2020</u>	8	15	27	28	21	2	3.40
<u>2018</u>	8	12	31	28	18	2	3.37
<u>2016</u>	4	13	33	31	17	2	3.43
<u>2014</u>	8	13	32	28	18	1	3.35
<u>2012</u>	8	14	32	30	15	1	3.31
29. Community events							
<u>2022</u>	8	15	33	27	18	0	3.32
<u>2020</u>	6	17	33	29	13	3	3.28
<u>2018</u>	7	16	37	28	11	2	3.21
<u>2016</u>	5	16	37	29	10	3	3.23
<u>2014</u>	7	14	36	28	12	1	3.25
<u>2012</u>	10	14	36	32	9	<1	3.17

SCALE:	Not at all Important			Extremely Important		(Don't know)	Mean
	1	2	3	4	5		
30.	City planning and response to growth ⁱⁱ						
<u>2022</u>	2	5	14	28	51	1	4.23
<u>2020</u>	3	9	20	27	36	5	3.90
<u>2018</u>	5	8	24	27	33	4	3.77
<u>2016</u>	7	7	24	32	26	4	3.67
<u>2014</u>	5	6	25	29	31	4	3.79
<u>2012</u>	3	6	28	29	28	6	3.76
31.	Recycling and garbage collection						
<u>2022</u>	1	3	15	32	49	0	4.26
<u>2020</u>	2	4	15	31	47	1	4.18
<u>2018</u>	2	3	17	31	47	0	4.18
<u>2016</u>	2	4	18	35	41	-	4.08
<u>2014</u>	1	4	15	37	43	-	4.16
<u>2012</u>	1	2	13	36	48	-	4.27
32.	Emergency preparedness						
<u>2022</u>	1	4	17	30	47	1	4.20
<u>2020</u>	1	4	17	32	43	4	4.15
<u>2018</u>	1	4	19	31	41	3	4.12
<u>2016</u>	2	5	15	35	40	3	4.10
<u>2014</u>	1	3	22	31	38	4	4.05
<u>2012</u>	2	3	18	28	46	3	4.16
33.	Protecting our natural environment						
<u>2022</u>	3	6	15	26	50	0	4.16
<u>2020</u>	2	5	18	28	45	2	4.13
<u>2018</u>	2	4	16	29	49	1	4.19
<u>2016</u>	3	3	13	36	43	1	4.15
<u>2014</u>	2	3	15	32	48	<1	4.22
<u>2012</u>	4	2	17	34	42	1	4.10
34.	Services for people in need						
<u>2022</u>	7	9	22	27	33	2	3.73
<u>2020</u>	3	6	18	29	36	8	3.97
<u>2018</u>	5	6	18	34	32	5	3.87
<u>2016</u>	2	4	20	33	33	7	3.98
<u>2014</u>	2	5	18	35	35	5	4.00
<u>2012</u>	3	5	19	33	35	5	3.96

ⁱⁱ In previous iterations, the item was worded as "Zoning and land use".

SCALE:	Not at all Important			Extremely Important		(Don't know)	Mean
	1	2	3	4	5		
35. Building, permitting and inspection							
<u>2022</u>	6	10	25	28	29	2	3.65
<u>2020</u>	7	13	26	27	18	10	3.40
<u>2018</u>	5	9	27	29	24	6	3.62
<u>2016</u>	6	9	30	27	19	8	3.49
36. Ensuring affordable housing options for seniors, low income and working-class residents							
<u>2022</u>	10	12	20	22	35	1	3.61
<u>2020</u>	8	11	20	20	35	6	3.66
<u>2018</u>	10	10	20	25	32	3	3.62
37. Support for an inclusive and welcoming community							
<u>2022</u>	10	8	20	29	32	1	3.64
<u>2020</u>	6	8	18	27	36	6	3.85

(END RANDOMIZE)

38INT. I am going to read you the same list again, and this time, please tell me how well you think the City is doing in each area. Use an A through F grading scale where A means Excellent, B means Above Average, C is Average, D is Below Average, and F is Failing.

SCALE:	A Excellent	B Above Average	C Average	D Below Average	F Failing	(Don't know)	Grade
(RANDOMIZE)							
38.	Managing traffic flow						
2022	4	22	39	23	10	1	2.88
2020	9	29	35	18	8	2	3.15
2018	8	27	34	16	13	2	3.02
2016	6	32	37	14	8	2	3.15
2014	6	32	39	14	6	3	3.17
2012	9	46	29	9	4	3	3.48
39.	Maintaining streets						
2022	9	33	40	13	5	0	3.29
2020	20	42	28	6	3	1	3.70
2018	17	44	27	8	3	1	3.65
2016	16	43	30	7	2	1	3.64
2014	16	45	27	9	3	2	3.62
2012	13	42	34	7	2	2	3.58
40.	Recreation programs and classes						
2022	12	33	40	3	2	10	3.56
2020	25	39	20	4	1	11	3.93
2018	25	40	19	2	0	14	4.01
2016	22	36	21	2	1	18	3.91
2014	24	41	19	1	<1	15	4.03
2012	17	39	16	5	1	21	3.84
41.	City parks						
2022	23	47	24	3	2	1	3.88
2020	42	35	16	4	2	2	4.14
2018	41	43	13	1	0	2	4.24
2016	39	42	13	1	1	4	4.20
2014	39	43	13	2	1	3	4.21
2012	28	47	16	3	1	5	4.04
42.	Fire and emergency medical services						
2022	25	44	23	2	1	5	3.95
2020	47	31	13	2	1	5	4.29
2018	54	33	5	1	0	7	4.49
2016	48	36	7	2	1	6	4.37
2014	51	31	6	1	<1	10	4.45
2012	47	31	8	2	1	11	4.36

SCALE:	A Excellent	B Above Average	C Average	D Below Average	F Failing	(Don't know)	Grade
43. Police services							
<u>2022</u>	17	38	34	4	3	4	3.63
<u>2020</u>	31	34	22	4	2	6	3.92
<u>2018</u>	43	39	10	2	1	4	4.28
<u>2016</u>	40	38	12	3	3	4	4.15
<u>2014</u>	40	36	12	3	1	7	4.19
<u>2012</u>	40	35	11	4	3	7	4.12
44. Support for neighborhoods							
<u>2022</u>	6	25	48	9	4	9	3.22
<u>2020</u>	12	39	30	7	0	12	3.62
<u>2018</u>	13	36	31	6	1	14	3.62
<u>2016</u>	12	39	29	4	2	14	3.64
<u>2014</u>	12	39	25	5	1	18	3.67
<u>2012</u>	11	31	28	4	3	23	3.56
45. Attracting and keeping businesses in Kirkland							
<u>2022</u>	8	30	42	10	4	6	3.29
<u>2020</u>	11	42	25	11	4	8	3.50
<u>2018</u>	14	37	27	6	4	12	3.58
<u>2016</u>	12	34	28	7	5	13	3.45
<u>2014</u>	10	34	29	7	4	14	3.47
<u>2012</u>	10	27	28	14	5	17	3.26
46. Pedestrian safety							
<u>2022</u>	13	41	36	5	3	2	3.57
<u>2020</u>	27	39	25	5	1	3	3.89
<u>2018</u>	27	46	19	4	1	3	3.98
<u>2016</u>	26	45	21	4	1	3	3.92
<u>2014</u>	29	40	20	6	1	5	3.95
<u>2012</u>	27	44	18	4	1	6	3.98
47. Bike safety							
<u>2022</u>	8	38	40	7	2	4	3.45
<u>2020</u>	19	42	26	6	1	7	3.76
<u>2018</u>	15	39	28	5	2	10	3.66
<u>2016</u>	13	43	31	4	1	8	3.67
<u>2014</u>	11	39	29	5	2	14	3.60
<u>2012</u>	13	38	25	7	2	16	3.65

SCALE:	A Excellent	B Above Average	C Average	D Below Average	F Failing	(Don't know)	Grade
48. Availability of sidewalks and walking paths							
<u>2022</u>	12	41	34	8	4	1	3.50
<u>2020</u>	27	35	27	7	2	1	3.78
<u>2018</u>	22	42	26	6	1	2	3.80
<u>2016</u>	17	45	26	7	2	2	3.71
<u>2014</u>	22	41	25	9	1	3	3.75
<u>2012</u>	14	47	27	6	2	4	3.69
49. Support for arts in the community							
<u>2022</u>	9	35	39	5	2	10	3.50
<u>2020</u>	19	42	24	6	0	9	3.82
<u>2018</u>	20	43	23	2	<1	10	3.90
<u>2016</u>	18	43	20	4	2	14	3.83
<u>2014</u>	18	43	19	4	1	15	3.86
<u>2012</u>	17	38	22	5	1	17	3.81
50. Community events							
<u>2022</u>	12	35	41	5	1	6	3.55
<u>2020</u>	23	39	26	4	1	7	3.83
<u>2018</u>	23	41	22	4	<1	10	3.90
<u>2016</u>	19	44	22	2	1	12	3.88
<u>2014</u>	20	43	23	3	1	10	3.89
<u>2012</u>	16	41	25	4	1	14	3.79
51. City planning and response to growth ⁱⁱⁱ							
<u>2022</u>	5	23	33	20	13	6	2.86
<u>2020</u>	6	30	36	14	5	8	3.19
<u>2018</u>	6	27	31	11	8	17	3.14
<u>2016</u>	6	29	28	10	7	19	3.20
<u>2014</u>	6	28	28	12	6	20	3.19
<u>2012</u>	4	26	25	9	6	29	3.20
52. Recycling and garbage collection							
<u>2022</u>	21	42	32	3	1	1	3.80
<u>2020</u>	41	39	15	3	1	1	4.19
<u>2018</u>	48	38	11	2	0	1	4.32
<u>2016</u>	46	39	11	2	1	1	4.30
<u>2014</u>	49	36	10	3	1	2	4.32
<u>2012</u>	45	39	10	2	2	2	4.27

ⁱⁱⁱ In previous iterations, the item was worded as "Zoning and land use".

SCALE:	A Excellent	B Above Average	C Average	D Below Average	F Failing	(Don't know)	Grade
53. Emergency preparedness							
<u>2022</u>	8	29	41	5	1	15	3.44
<u>2020</u>	18	37	23	5	1	16	3.78
<u>2018</u>	17	35	21	3	1	22	3.81
<u>2016</u>	18	31	24	3	2	22	3.78
<u>2014</u>	14	27	21	4	1	33	3.73
<u>2012</u>	14	29	18	5	2	32	3.70
54. Protecting our natural environment							
<u>2022</u>	11	39	35	7	4	3	3.49
<u>2020</u>	22	47	20	4	2	5	3.87
<u>2018</u>	19	46	25	3	2	5	3.80
<u>2016</u>	20	49	19	3	2	7	3.87
<u>2014</u>	19	47	21	2	1	10	3.89
<u>2012</u>	17	43	21	4	2	13	3.81
55. Services for people in need							
<u>2022</u>	6	21	43	8	5	16	3.19
<u>2020</u>	7	29	33	9	1	21	3.39
<u>2018</u>	4	26	29	9	3	30	3.28
<u>2016</u>	9	27	28	2	2	32	3.58
<u>2014</u>	7	30	25	4	1	34	3.58
<u>2012</u>	9	28	20	4	1	38	3.64
56. Building, permitting and inspection							
<u>2022</u>	4	22	41	9	8	15	3.05
<u>2020</u>	9	30	24	9	5	22	3.36
<u>2018</u>	9	25	22	10	8	26	3.24
<u>2016</u>	8	26	27	5	5	28	3.37
57. Ensuring affordable housing options for seniors, low income and working-class residents							
<u>2022</u>	3	16	35	20	14	12	2.73
<u>2020</u>	5	14	32	21	13	16	2.74
<u>2018</u>	4	12	25	21	15	23	2.60
58. Support for an inclusive and welcoming community							
<u>2022</u>	11	29	41	6	3	10	3.44
<u>2020</u>	12	36	28	9	3	13	3.54

(END RANDOMIZE)

	<u>2012</u>	<u>2014</u>	<u>2016</u>	<u>2018</u>	<u>2020</u>	<u>2022</u>
59. Thinking about the types of stores, goods and services available in Kirkland, would you say that you are very satisfied, satisfied, dissatisfied, or very dissatisfied with the availability of goods and services in Kirkland?						
Very satisfied	21	21	22	23	24	21
Satisfied	60	59	61	67	61	59
Dissatisfied	14	17	14	8	10	15
Very dissatisfied	3	3	2	2	3	3
(Don't know/Refused)	2	1	2	1	2	1
60. In general, how safe do you feel walking alone in your neighborhood during the day ? Would you say very safe, safe, somewhat unsafe, or very unsafe?						
Very safe	71	79	74	76	70	60
Safe	27	18	23	22	22	33
Somewhat unsafe	1	2	2	2	4	5
Very unsafe	<1	<1	1	<1	2	1
(Don't know/Refused)	<1	<1	<1	<1	2	0
61. In general, how safe do you feel walking alone in your neighborhood after dark ? Would you say very safe, safe, somewhat unsafe, or very unsafe?						
Very safe	34	40	38	37	33	27
Safe	45	43	44	42	45	47
Somewhat unsafe	16	14	12	16	15	21
Very unsafe	4	2	3	4	4	4
(Don't know/Refused)	2	2	3	2	3	1
62. (IF EITHER 60 OR Q61=3 OR 4, SOMEWHAT OR VERY UNSAFE; n=261) Why do you feel unsafe? (OPEN ENDED QUESTION, VERBATIM RESPONSES CODED INTO CATEGORIES)						
Crime	-	26	30	29	29	34
Being a woman	-	-	-	8	13	5
Lack of streetlights/Dark	-	35	29	17	10	23
Strangers	-	12	12	20	8	21
Nighttime is unsafe	-	14	18	5	7	13
No sidewalks	-	7	11	9	2	5
Lack of police/law enforcement/Response times	-	-	-	-	-	5
Traffic/Near freeway	-	-	-	-	-	2
General feeling	-	-	-	-	-	2
Other/Nothing	-	7	8	9	11	6
Don't know	-	-	-	3	11	3

	<u>2012</u>	<u>2014</u>	<u>2016</u>	<u>2018</u>	<u>2020</u>	<u>2022</u>
63. In general, how satisfied are you with your neighborhood's infrastructure such as streets and sidewalks, and roadside landscaping? Are you very satisfied, somewhat satisfied, somewhat dissatisfied, or very dissatisfied?						
Very satisfied	27	32	34	32	31	29
Somewhat satisfied	55	50	47	49	52	49
Somewhat dissatisfied	14	13	14	14	12	16
Very dissatisfied	4	5	3	5	5	7
(Don't know/Refused)	27	32	34	1	1	0

64INT. The following are things that some people have done to prepare their household for disasters or emergencies. Please tell me which of the following you have done at your home. Have you...

SCALE:	Yes	No	(Don't know)
(RANDOMIZE)			
64. Stored seven days of food and water for use in the event of an emergency?			
<u>2022</u>	52	46	2
<u>2020</u>	67	30	3
<u>2018</u>	62	36	2
<u>2016</u>	65	34	1
<u>2014</u>	62	37	1
<u>2012</u>	70	29	1
65. Put together a kit for the car, with things like food, flashlights, blankets, and tire chains?			
<u>2022</u>	49	50	1
<u>2020</u>	52	43	5
<u>2018</u>	48	50	2
<u>2016</u>	54	45	1
<u>2014</u>	50	50	1
<u>2012</u>	48	52	<1
66. Established a plan to communicate with friends or relatives out of state?			
<u>2022</u>	47	51	2
<u>2020</u>	53	42	5
<u>2018</u>	53	46	1
<u>2016</u>	47	50	2
<u>2014</u>	48	50	2
<u>2012</u>	51	47	2

	Yes	No	(Don't know)
67. Put active, working smoke detectors in your home?			
<u>2022</u>	92	7	1
<u>2020</u>	92	6	2
<u>2018</u>	98	1	1
<u>2016</u>	95	4	1
<u>2014</u>	97	2	<1
<u>2012</u>	96	4	1

(END RANDOMIZE)

	<u>2012</u>	<u>2014</u>	<u>2016</u>	<u>2018</u>	<u>2020</u>	<u>2022</u>
68. In general, how well-informed would you say you are about Kirkland City government? Would you say you are well informed, somewhat informed, or not very informed?						
Well informed	11	10	12	15	15	17
Somewhat informed	46	45	51	47	51	52
Not very informed	43	45	36	37	31	32
(Don't know/Refused)	-	<1	1	1	3	0
69. What is your primary source of information for finding out what is going on with Kirkland City government? (OPEN ENDED QUESTION, VERBATIM RESPONSES CODED INTO CATEGORIES)						
(City webpage)	10	13	18	12	16	15
(City Newsletter)	16	16	18	19	14	11
(City email list)	6	3	5	4	6	10
(Facebook)	1	2	5	5	7	9
(City Television Channel)	6	5	7	6	10	8
(Kirkland Reporter)	31	31	26	19	12	7
(City TV Online)	-	-	-	4	5	7
(Neighborhood association meetings)	5	5	6	6	4	5
(Twitter)	1	1	0	1	3	3
(Nextdoor)	-	-	-	1	4	2
(Local Blogs)	3	2	3	1	1	2
(Word of mouth)	6	-	2	6	-	-
(Internet)	-	-	1	6	-	-
None	5	4	3	5	4	3
Other	3	14	2	6	13	16
Don't know/Not applicable	4	4	4	0	2	1

My last questions are for statistical purposes only.

	<u>2012</u>	<u>2014</u>	<u>2016</u>	<u>2018</u>	<u>2020</u>	<u>2022</u>
70. Which of the following best describes you at this time? Are you...						
Self-employed or a business owner	17	15	14	14	15	15
Employed in the public sector, like a governmental agency or educational institution	10	13	12	12	16	12
Employed in private business	36	41	42	42	34	42
An unpaid worker, such as parenting children at home	-	-	-	-	4	3
Not working right now/(Unemployed)	14	10	9	8	8	3
Retired	21	20	21	23	18	20
Other	-	-	-	-	4	2
(Don't know/Refused)	2	1	2	1	1	3
71. Which of the following best describes you at this time? Are you...						
Single with no children at home	26	23	22	17	24	20
A couple with no children at home	29	35	29	33	33	36
Single with children at home	7	4	6	5	11	6
A couple with children at home	33	35	37	40	29	32
Other	1	2	2	3	1	2
(Don't know/Refused)	3	2	3	2	3	3
72. (IF RESPONDENT AGE<65 OR Q2=REFUSED; n=769) Are there any seniors age 65 or older living in your home?						
Yes	-	-	-	-	18	10
No	-	-	-	-	78	87
(Don't Know/Refused)	-	-	-	-	4	4

	<u>2012</u>	<u>2014</u>	<u>2016</u>	<u>2018</u>	<u>2020</u>	<u>2022</u>
73. And finally is there any topic we did not cover that is important to you?						
City services (police, fire, etc.)	-	-	9	10	7	13
Infrastructure	-	-	13	9	4	4
Affordable housing/Affordability	-	-	6	15	3	4
Homelessness	-	-	3	2	3	4
Overdevelopment	-	-	-	10	2	4
Traffic	-	-	6	5	1	4
Education	-	-	12	9	11	3
Government officials	-	-	6	5	9	3
Public transportation	-	-	12	6	6	2
Diversity/Equality/Racism	-	-	3	0	16	-
COVID-19	-	-	-	-	5	-
Parks/Recreation	-	-	7	6	-	-
Other/Not sure	-	-	17	10	32	6
No answer	-	-	9	13	2	53

THANK YOU!

LOI.						
English						99
Chinese						1
Spanish						1
Russian						<1

City of Kirkland 2022 Biennial Residents Survey



Contents

1. Project Overview	3
1.1 Project Goals	3
1.2 Methodology.....	4
2. Findings Summary.....	5
3. Attitudes About Kirkland.....	9
3.1 Rating Kirkland as a Place to Live.....	9
3.2 Positive Aspects of Living in Kirkland.....	11
3.3 Concerns About Kirkland	12
4. Kirkland City Government	13
4.1 Kirkland Job Ratings	13
5. City Services and Functions	16
5.1 Importance.....	16
5.2 Performance	18
5.3 Importance vs. Performance – Gap Analysis	20
5.4 Importance vs. Performance – Quadrant Analysis	22
6. Safety, Goods and Services, Infrastructure Ratings	25
6.1 Satisfaction with The Availability of Goods & Services.....	25
6.2 Neighborhood Safety.....	27
6.3 Satisfaction with Neighborhood Infrastructure.....	30
7. Other Topics	32
7.1 Measures Taken to Prepare.....	32
7.2 Information Level & Information Sources	33
8. Demographics	35
8.1 Neighborhood	35
8.2 Demographics	36
9. Topline Results.....	37

1. Project Overview

1.1 Project Goals

Every two years, this survey is conducted to assess and track residents' attitudes and opinions about quality of life in Kirkland, priorities for the future and satisfaction with City government and its services. Specifically, the survey covers the following topic areas:

- Residents' perceptions of Kirkland as a place to live, including the things they like most about the city and what concerns them, their satisfaction with the availability of good and services in the city, attitudes about personal safety, and neighborhood infrastructure.
- Overall job ratings of City government, and specific ratings on government priorities, managing public money, communication with residents, and overall service delivery.
- Gauge the relative priorities for and satisfaction with City government's performance across 21 city services and functions.
- Questions about household emergency preparedness.
- Understand how closely informed residents are about City government and track the information sources people have relied on over time.

1.2 Methodology

- Survey of adult residents in Kirkland conducted via a mixed-mode telephone, email, and text to web survey approach:
 - Telephone interviews were by trained, professional interviewers; landlines and mobile phones included.
 - Email and text invitations were sent with a link to an online version of the survey.
 - Unweighted interviews (n) = 1,000, including additional interviews in hard-to-reach communities).
- Weighted n=813 for reporting, with an overall margin of error of +/- 3.4 percentage points at the 95% confidence level. Weighting was applied to the results to better reflect the proportional demographic and geographic make up of the adult population in Kirkland.
- Data collection took place between June 2nd and June 19th, 2022.
- The survey was offered in English, Spanish, Simplified Chinese, and Russian.

Tracking notes:

This survey is the sixth in a series of biennial community surveys commissioned by the City of Kirkland. This report includes results comparisons with previous surveys, including 2012, 2014, 2016, 2018 and 2020.

Prior to 2020, the survey was conducted by telephone from a random sample of all registered voter households in Kirkland; it was then expanded with supplemental sampling with greater shares of residents from households without registered voters. In 2022, the approach was again broadened to include multi-modal participation from respondents online via email and text message, in addition to traditional telephone interviewing. Additionally, the 2022 sampling was further expanded to strengthen the inclusion of marginalized and historically underrepresented communities. It included supplemental interviewing with respondents from lower income households; renters, limited English proficiency; and Black, Indigenous, and People of Color.

Survey Year	Survey Dates	Number of Interviews (n)	Overall Margin of Error (MoE)
2022	June 2 – June 19	1,000	±3.4 percentage points
2020	June 25 – July 7	500	±4.4 percentage points
2018	April 26 – May 4	512	±4.3 percentage points
2016	April 25 – May 2	502	±4.4 percentage points
2014	April 6 – April 11	501	±4.4 percentage points
2012	Jan 30 – Feb 2nd	500	±4.4 percentage points

2. Findings Summary

Kirkland Quality of Life

Kirkland residents' overall attitude towards their community is very positive, with eight-in-ten residents continuing to rate Kirkland as a "very good" or "excellent" place to live.

- *Kirkland's quality of life sentiments remain largely consistent with previous years.*
- *A strong majority residents continue to rate the quality of life in Kirkland, positively; most consider Kirkland an "excellent" (34%) or "very good" (47%) place to live.*
- *A negligible share of residents continue to rate Kirkland's quality of life more critically, with either an "only fair" (3%) or "poor" (1%) rating.*

Kirkland residents cite a broad mix of local, top-of-mind strengths and concerns for the community.

- *Respondents' favorite aspects of life in Kirkland have remained largely consistent with a couple years ago. With the opportunity to give any response, nearly a third mention Kirkland's location/amenities, and more than 1-in-10 cite its community feel and safety/quietness.*
- *Compared to a couple of years ago, the top-of-mind concerns have increased for overdevelopment, housing costs and homelessness, general prices and affordability, and crime. Although still among the top mentions, traffic concerns have plateaued.*

Kirkland City Government

Kirkland's City government continues to earn high marks for the job it does overall and in delivering services efficiently. The City receives more mixed ratings for managing the public's money and focusing on the priorities that matter most to residents.

- Overall, nearly two-thirds of residents (64%) give the City a positive "Excellent" or "Very good" job rating, compared to just over a quarter (28%) giving it a more critical "Only fair" or "Poor" rating; a smaller share (7%) are unable to rate the job the City is doing, either way.
- Across demographic and geographic subgroups, most give Kirkland a positive job rating, overall, but the intensity of those ratings – both positively ("Excellent") and negatively ("Poor") – is minimal. Overall job ratings are slightly higher among 18-49 year-olds and North Kirkland residents, with less enthusiastic sentiments among 50+ residents and those living in Central and South Kirkland.
- The City's job ratings for "delivering services efficiently" (67% positive) also remains mostly steady with previous years, albeit with an uptick in critical "fair" and "poor" ratings (26% combined) in 2022.
- Ratings for the job the City does "keeping residents informed" (56% positive / 41% critical) remains net-positive following a temporary ratings spike in 2020.
- Residents remain split on how well the City does "focusing on the priorities that matter most to residents" (45% positive / 44% critical) and "managing the public's money" (44% positive / 38% critical).
- The critical "only fair" and "poor" ratings are at least slightly inflated for all City job attributes in 2022, but the level of positive sentiments have largely held steady with previous years. Meanwhile, a declining share of residents said they had no opinion or were unable to rate these attributes in 2022. The expanded multi-modal approach may have likely had some impact on this difference, while greater shares of respondents may also be paying closer attention to what is happening with City government in 2022, continuing a longer-term trend.

City Services and Functions

In terms of perceived importance and performance, most City services and functions importance ratings remain largely consistent with previous years. However, most performance ratings are generally lower in 2022, suggesting continued opportunities for both service improvements and the City's public outreach and communication surrounding its efforts to address the services and functions that matter most to the communities it serves.

- *For the 21 services and functions tested, respondents report fire and emergency medical services the top priority, followed by comparable importance ratings for maintaining streets, managing traffic flow, city parks, recycling and garbage collection and pedestrian safety.*
- *Among that highest tier of service and function priorities, Kirkland earns comparably high marks for fire and EMS, parks, and recycling and garbage collection.*
- *However, residents continue to rate City government as underperforming on managing traffic flow, responding to growth, providing affordable housing options for vulnerable residents, and maintaining streets.*
- *Relatively speaking, resident satisfaction with these four functions is significantly lower than their perceived level of impact. These can be interpreted as the leading improvement priorities of the items tested.*
- *As with the City job ratings, the expanded online and telephone survey approach is a potential factor in the lower service ratings observed in 2022, along with other shifts in public attitudes amid the pandemic and broader economic landscape.*

Other Findings

While overall positive and negative sentiments towards safety in Kirkland have changed little over time, fewer residents report feeling “very safe” both during the day and after dark, reaching its lowest point since tracking began in 2012.

- *Nine-in-ten residents (92%) say they feel safe walking alone in their neighborhood during the day, with 60% reporting they feel “very safe”.*
- *Three-in-four (75%) feel safe walking alone at night, compared to a quarter (25%) who feel unsafe. Overall, residents feel less safe at night than in previous years (78% safe / 25% unsafe in 2020).*
- *Compared to other demographic subgroups, women, 65+ residents, and BIPOC feel the least safe while walking around at night*

Residents remain similarly satisfied with Kirkland’s availability of goods and services and infrastructure as in previous years. However, since 2022, dissatisfaction has begun to tick up.

- ***Eight-in-ten residents report being “satisfied” while just under one-in-five (19%) report being dissatisfied. This is up from 12% in 2020.***

The share of adult residents who reporting being informed about Kirkland City government has steadily grown over time, and they continue to engage with a variety of City-operated sources for that information.

- *Two-thirds of residents (68%) say that they are “somewhat informed” or “well informed” about the Kirkland City government, though the intensity behind that sentiment is relatively low.*
- *The mix of sources residents rely on for information about the Kirkland City government has diversified over the last decade. Proportionally, social media use and City-operated sources – including Kirkland’s website, KGOV TV/stream, and email list – have either grown or held steady over time, while reliance on the Kirkland Reporter has dropped steadily over the last several years.*

3. Attitudes About Kirkland

3.1 Rating Kirkland as a Place to Live

Question(s) Analyzed

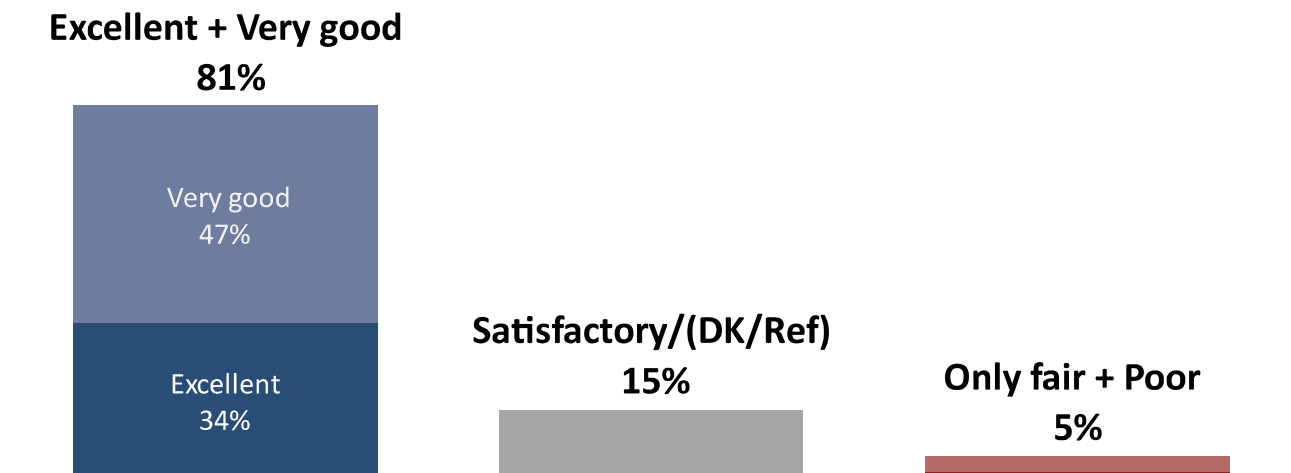
Q9. How would you rate Kirkland as a place to live? Would you say it is excellent, very good, satisfactory, only fair, or poor place to live?

Findings

- *Kirkland’s quality of life sentiments remain largely consistent with previous years.*
- *A strong majority residents continue to rate the quality of life in Kirkland, positively; most consider Kirkland an “excellent” (34%) or “very good” (47%) place to live.*
- *A negligible share of residents give the City a critical “only fair” (3%) or “poor” (1%) rating.*

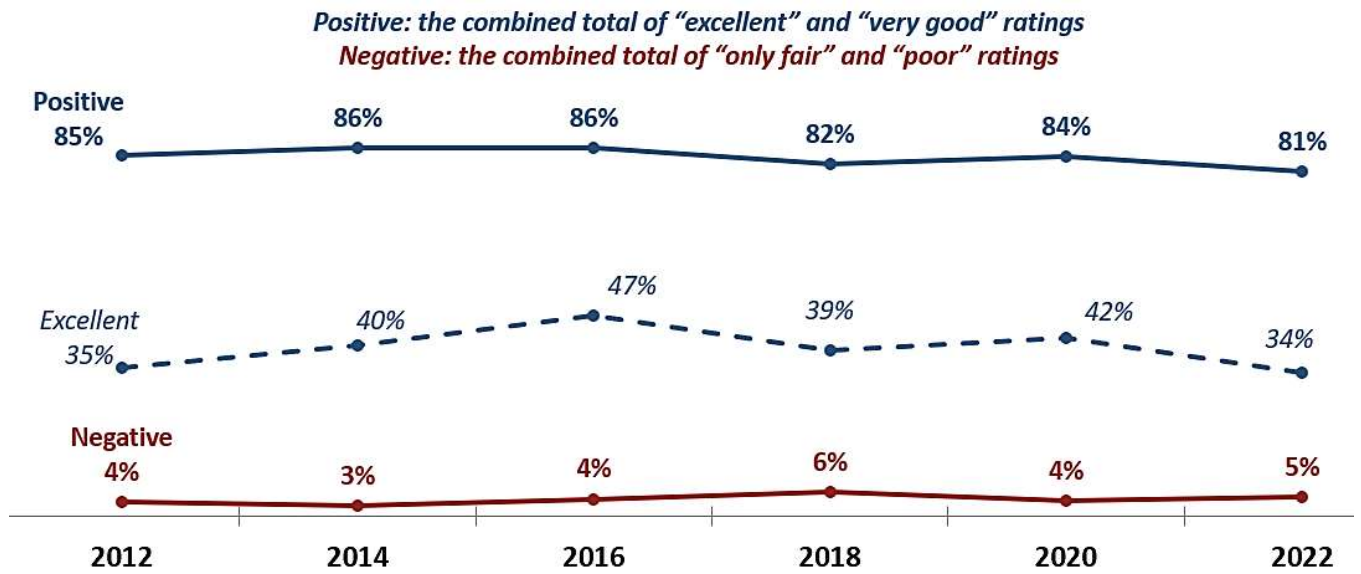
Enthusiasm remains strong for Kirkland’s quality of life. Residents largely consider Kirkland a great place to live, as four-in-five rate it as “very good” or “excellent”. Another 15% rate Kirkland as a “satisfactory” place to live and very few (5%) give it more critical rating than that.

Figure 3-1a – Rating of Kirkland as a Place to Live Trend



Ratings for Kirkland as a place to live have remained steady since 2012, albeit with minor fluctuations in positive intensity (“excellent” ratings).

Figure 3-1b– Rating of Kirkland as a Place to Live Trend



3.2 Positive Aspects of Living in Kirkland

Question(s) Analyzed

Q10. What do you like best about living in Kirkland? (Single response)

Findings

- Respondents' favorite aspects of life in Kirkland have remained largely consistent over the last year. With the opportunity to give any response, nearly a third mention Kirkland's location/amenities, and more than 1-in-10 cite its community feel and safety/quietness.

Figure 3-2 – Top-of-Mind Positives

	2014 (n=501)	2016 (n=502)	2018 (n=512)	2020 (n=500)	2022 (effective n=813)
Location/Close to amenities	41%	27%	29%	31%	30%
Safe/Quiet	8%	11%	10%	12%	14%
Small town feel/Community	20%	22%	11%	10%	13%
Water/Waterfront	6%	12%	15%	11%	8%
Parks	7%	6%	7%	6%	8%
Other	7%	7%	5%	8%	7%
The people	4%	2%	9%	9%	5%
Green space	4%	5%	7%	6%	4%
Other	7%	7%	5%	8%	7%
None/Nothing	2%	2%	2%	1%	1%
Don't know	2%	4%	2%	<1%	3%

Among the categorized top-of-mind responses, location/proximity to amenities remains the top-cited positive aspect of life in Kirkland in 2022. With the opportunity to give any response, nearly a third mention Kirkland's location/amenities, and more than 1-in-10 cite its community feel and safety/quietness.

3.3 Concerns About Kirkland

Question(s) Analyzed

Q11. When you think about the way things are going in Kirkland, what, if anything, concerns you? Anything else?

Findings

- *Compared to a couple of years ago, the top-of-mind concerns have increased for overdevelopment, housing costs and homelessness, general prices and affordability, and crime. Although still among the top mentions, traffic concerns have plateaued.*

Figure 3-3 – Top-of-Mind Concerns

Open ended; Multipleresponse; % of all respondents mentioning each	2004 (n=501)	2016 (n=502)	2018 (n=512)	2020 (n=500)	2022 (n=1,320)
Overdevelopment	16%	16%	9%	12%	20%
Housing/Home affordability/Homelessness	2%	4%	9%	9%	18%
Traffic	10%	15%	16%	15%	13%
Population growth/Crowds	6%	6%	12%	7%	12%
Crime	2%	3%	6%	5%	12%
Increased prices/Affordability	3%	4%	5%	8%	11%
City government	4%	6%	6%	9%	8%
Infrastructure	3%	3%	3%	3%	7%
Taxes/Spending	9%	5%	8%	6%	4%
Public transportation	1%	5%	2%	4%	3%
School funding	3%	1%	2%	1%	2%
COVID-19/Impacts of COVID	--	--	--	6%	-
Other	5%	5%	4%	10%	8%
None/Nothing	23%	22%	15%	22%	11%
Don't know	3%	1%	2%	4%	4%

Overall, top-of-mind mentions for overdevelopment, affordability, homelessness, growth, and crime have all increased compared to two years ago. Kirkland's overall quality-of-life ratings remain largely positive, but these concerns could be factors in the erosion of intensity behind those ratings.

4. Kirkland City Government

4.1 Kirkland Job Ratings

Question(s) Analyzed

Please tell me how you think Kirkland City government is doing in each of the following areas. Use a scale of excellent, good, only fair, or poor. If you aren't sure one way or the other, please just say so.

Q12. the job the City doing overall

Q13. the job the City is doing managing the public's money

Q14. the job the City does keeping residents informed

Q15. the job the City does delivering services efficiently

Q16. the job the City does focusing on the priorities that matter most to residents

Findings

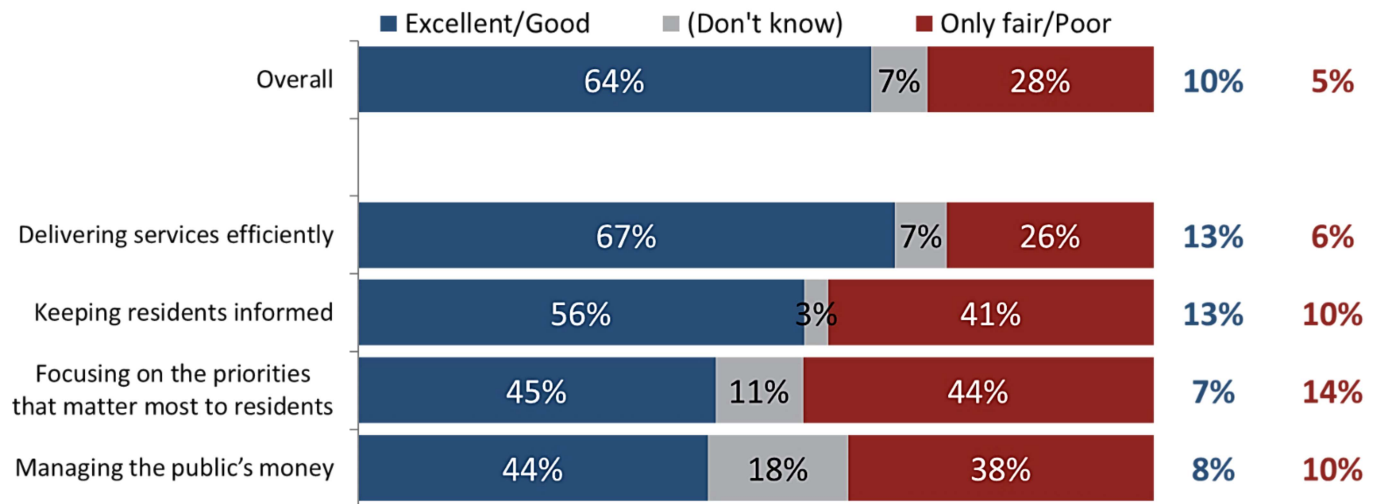
- *The City's job ratings are largely favorable, both overall and in delivering services efficiently. Kirkland receives more mixed marks for managing the public's money and focusing on the priorities that matter most to residents.*
- *The City earns strong marks for the overall job it is doing (64% positive), with low positive and negative intensity across demographics groups. Ratings are slightly higher among 18–49-year-olds and North Kirkland residents, with more critical ratings among 50+ and those in Central and South Kirkland.*
- *The City receives high marks for delivering services efficiently (67% positive) and keeping residents informed (56%).*
- *Residents are split (45% positive / 44% negative) when it comes to the City focusing on priorities that matter most.*
- *Ratings are higher for managing the public's money (44% positive/ 38% negative), but around one in five (18%) of residents are unable to rate the City on these issues.*
- *Compared to the last few years, there have been upticks in "only fair" and "poor" ratings across most metrics.*

The city's job ratings are largely favorable, both overall and in delivering services efficiently. Kirkland receives more mixed marks for managing the public's money and focusing on the priorities that matter most to residents. Over a quarter (28%) give the City a more critical "only fair" or "poor" job rating, and the intensity of negative sentiment is low – very few (5%) rate it as "poor." While the City's overall rating is comparable to previous years, the uptick in "only fair" and "poor" ratings erodes overall positive ratings slightly.

The City also receives strong marks for “delivering services efficiently”. Two thirds (67%) give the City a positive rating on this attribute, with negligible intensity on the negative side (6% “Poor”).

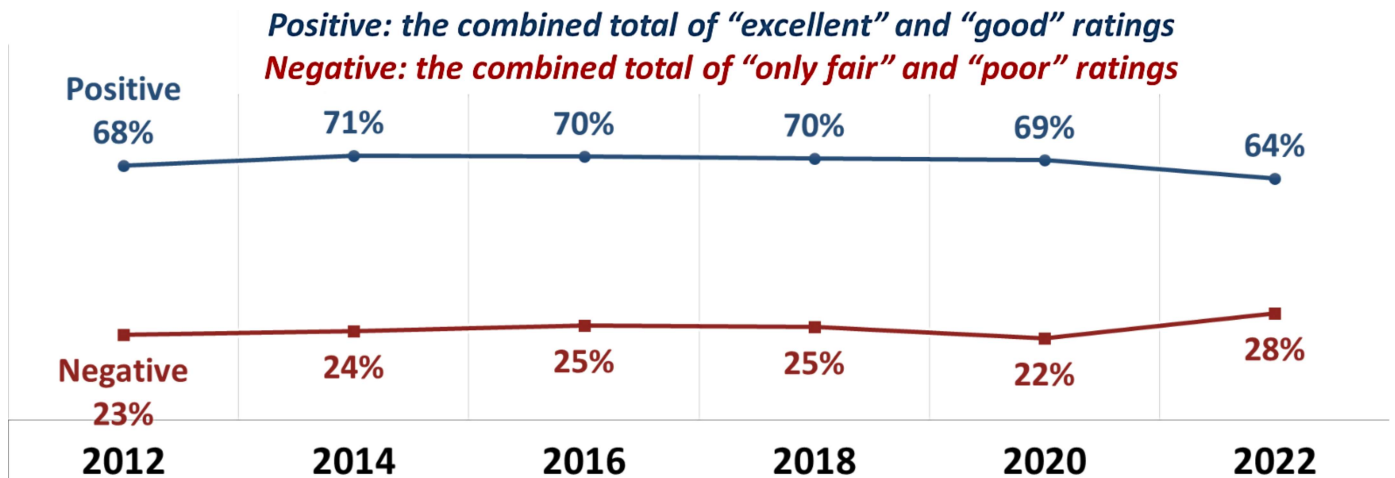
Just over half of residents (56% “Excellent” or “Good”) give the City a positive rating for the job it is doing “keeping residents informed”. Four-in-ten (41%) give the City a negative rating for this attribute, with one out of ten (10%) saying it is doing a “Poor” job. A little under than half of respondents rate the job the City is doing “focusing on the priorities that matter most to residents” (45%) and “managing the public’s money” (44%) as “Excellent or “Good”, compared to (44% and 28% respectively) who rate the City as “Only fair” or “poor”.

Figure 4-1a – City of Kirkland Job Ratings



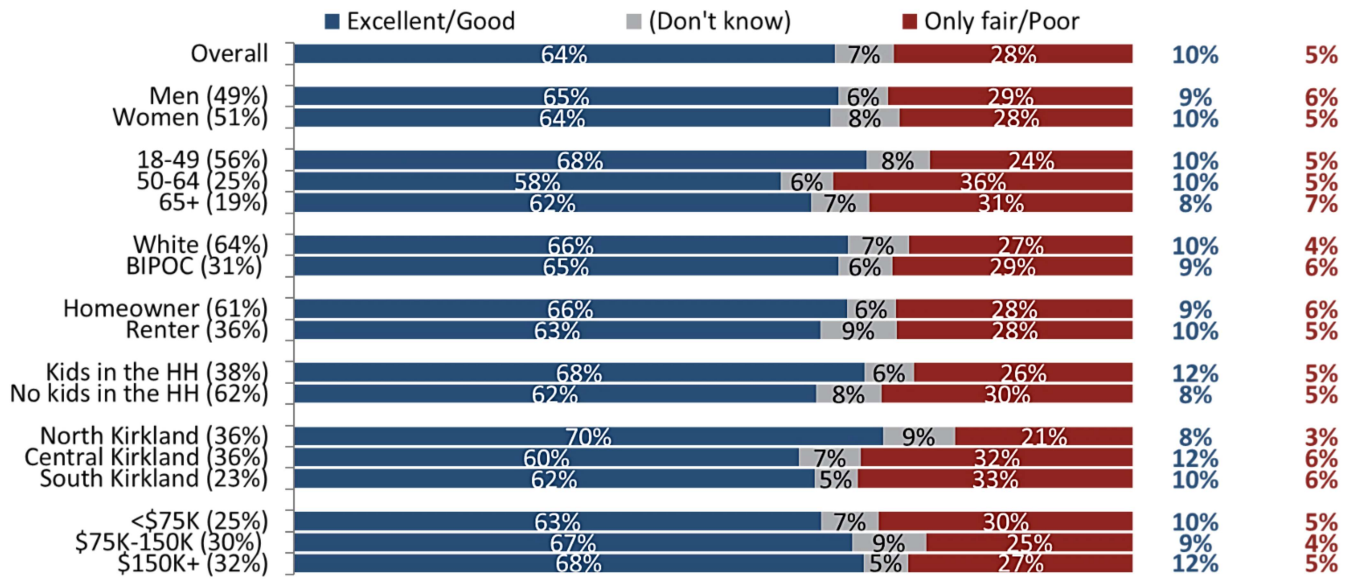
While the City’s overall rating is comparable to previous years, the uptick in “only fair” and “poor” ratings erodes overall positive ratings slightly. Overall, the share of residents able to rate the City of has increased since 2020.

Figure 4-1b – City of Kirkland Job Ratings Trend (overall)



The City’s overall job rating is consistent across demographic subgroups, with similarly low intensity, either positively or negatively. Across demographic and geographic subgroups, most rate Kirkland positively, overall, but the intensity of those sentiments – both positively (“Excellent”) and critically (“Poor”) is low all around. Overall ratings are slightly higher among 18-49 year-olds and North Kirkland residents, with more critical sentiments among 50+ and those in Central and South Kirkland.

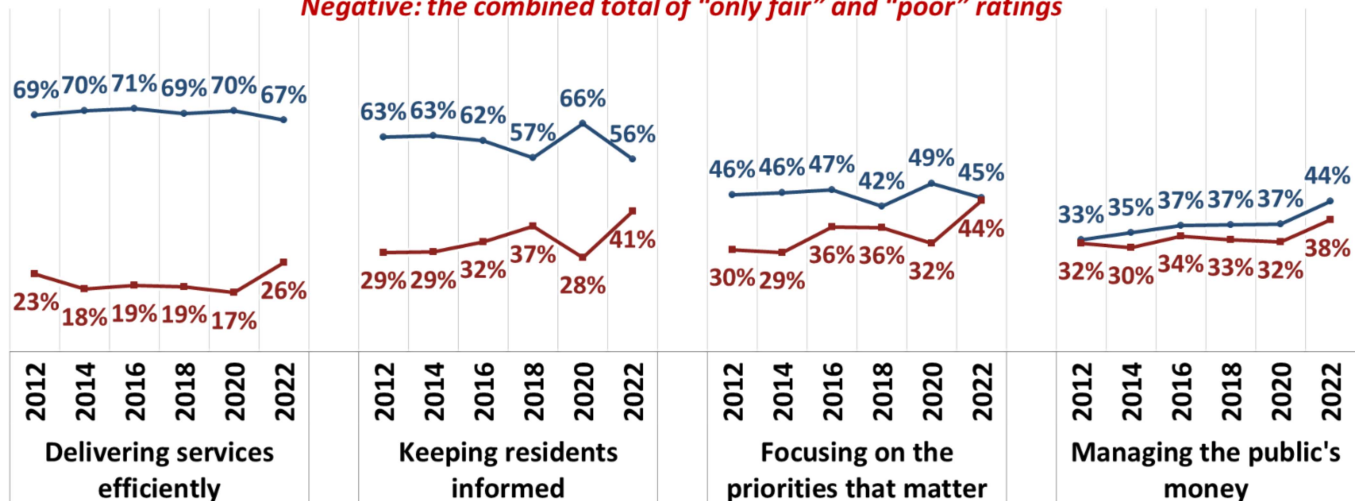
Figure 4-1c –City of Kirkland Overall Job Rating by Subgroups



Compared to the last few years, there have been upticks in “only fair” and “poor” ratings across most metrics, while positive ratings have held steady for most. Although one-in-five cannot rate the job Kirkland does managing the public’s money, more people may be paying attention compared to previous years, as both positive and critical ratings have increased.

Figure 4-1d – City of Kirkland Job Ratings Trend

Positive: the combined total of “excellent” and “good” ratings
Negative: the combined total of “only fair” and “poor” ratings



5. City Services and Functions

5.1 Importance

Question(s) Analyzed

Q17-34. I'm going to read you a list of services and functions provided by the city. For each one, please tell me how important that city function is to you and your household. Use a scale of 1 to 5, where 1 means that it is "not at all important" and 5 means it is "extremely important."

Findings

- 18 out of 21 services and functions are seen as at least moderately important ("4" or "5") by a majority of residents.
- Fire/EMS (88%), maintaining streets (84%), managing traffic flow (83%) city parks (84%), and recycling/garbage collection (81%) are significant priorities (4 or 5 out of 5).

Most city services and functions have seen marginal increases in importance ratings between 2020 and 2022. Infrastructure and service-related items are again at the top of the importance list for residents; recreational and communal services fall to the bottom.

Figure 5-1a – Mean Importance Ratings

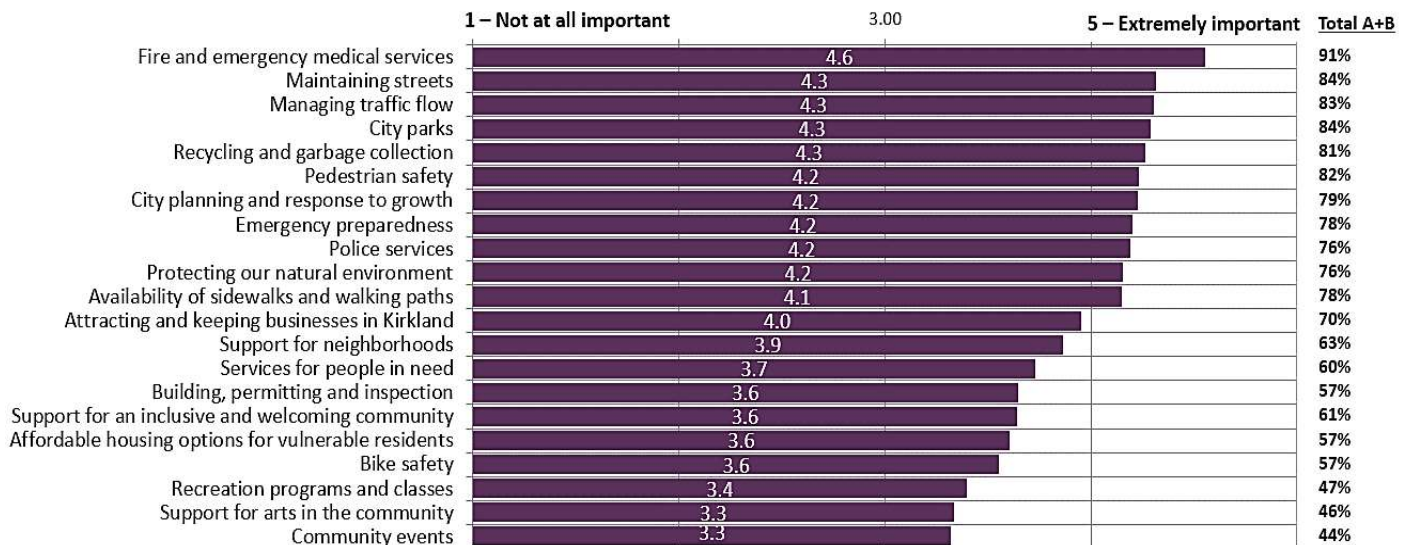


Figure 5-1b – Mean Importance Ratings Trend

Service Item	2012	2014	2016	2018	2020	2022	Net change ('20 to '22)
ALL SERVICES/FUNCTIONS	4.0	4.0	3.9	3.9	3.9	4.0	+0.1
Fire and emergency medical services	4.7	4.7	4.7	4.7	4.5	4.6	+0.1
Recycling and garbage collection	4.3	4.2	4.1	4.2	4.2	4.3	+0.1
City parks	4.1	4.2	4.2	4.2	4.2	4.3	+0.1
Maintaining streets	4.2	4.2	4.1	4.2	4	4.3	+0.3
Managing traffic flow	4	4.1	4.2	4.2	4	4.3	+0.3
Emergency preparedness	4.2	4.1	4.1	4.1	4.2	4.2	+0.1
Protecting our natural environment	4.1	4.2	4.2	4.2	4.1	4.2	0
Pedestrian safety	4.2	4.3	4.2	4.2	4.1	4.2	+0.1
Police services	4.4	4.4	4.4	4.4	4	4.2	+0.2
Availability of sidewalks and walking paths	3.9	3.9	4	3.9	3.9	4.2	+0.2
City planning and response to growth	3.8	3.8	3.7	3.8	3.9	4.2	+0.3
Attracting and keeping businesses in Kirkland	4.1	4	3.9	3.8	3.9	4	+0.1
Support for neighborhoods	3.7	3.7	3.8	3.8	3.7	3.9	+0.2
Services for people in need	4	4	4	3.9	4	3.7	-0.2
Building, permitting and inspection	--	--	3.5	3.6	3.4	3.7	+0.3
Support for an inclusive and welcoming community	--	--	--	--	3.9	3.6	-0.2
Ensuring affordable housing options...	--	--	-	3.6	3.7	3.6	-0.1
Bike safety	3.5	3.6	3.6	3.5	3.5	3.6	0
Recreation programs and classes	3.4	3.5	3.5	3.5	3.4	3.4	0
Support for arts in the community	3.3	3.4	3.4	3.4	3.4	3.3	-0.1
Community events	3.2	3.3	3.2	3.2	3.3	3.3	0

5.2 Performance

Question(s) Analyzed

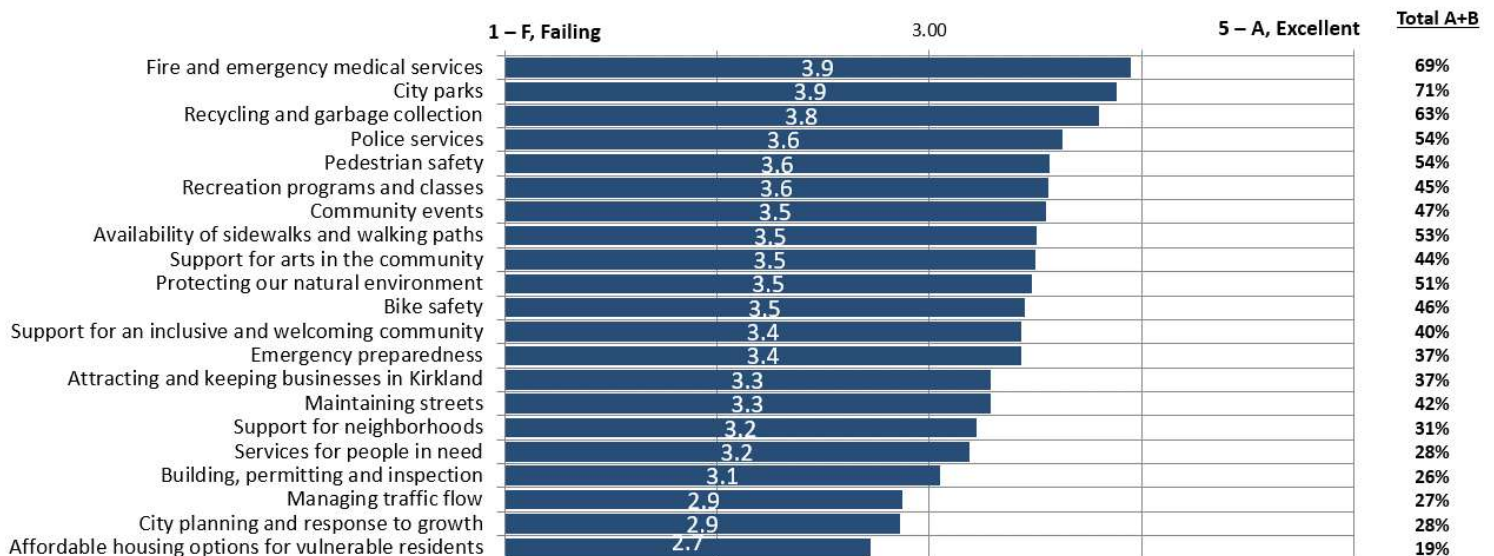
Q38-58. Using the same list, please tell me how well you think the city is doing in each area. Use an A through F grading scale where A means Excellent, B means Above Average, C is Average, D is Below Average, and F is Failing.

Findings

- *Of the relatively more important improvement priorities, residents continue to rate City government as underperforming on managing traffic flow (29% A+B), responding to growth (28%), providing affordable housing options for vulnerable residents (19%), and maintaining streets (42%).*
- *Relatively speaking, resident satisfaction with these four functions is significantly lower than their perceived level of impact. These can be interpreted as the leading improvement priorities of the items tested.*
- *Additionally, Kirkland’s strongest-performing services and functions continue to include fire and EMS, parks, and recycling and garbage services, as seen in previous years.*

Residents give Kirkland its highest marks for parks (71% A+B), fire and emergency medical services (69% A+B) and recycling and garbage collection (63%). Additionally, majorities also give the city positive ratings for police services, pedestrian safety, the availability of sidewalks and walking paths, and protecting the natural environment. Average ratings for most services and functions remain in the mid-3.0s or higher, with 5 being the highest “A” grades and 1 being the lowest “F” grades.

Figure 5-2a – Mean Performance Ratings



Most service and attributes' average ratings are slightly lower in 2022 compared to previous years, which may be a factor of the expanded multimodal survey approach, halo and horn effects from broader government perceptions, as well as potential external factors contributed by the pandemic, increased economic and affordability sensitivities, and the national social and political environment.

Amid these potential factors, it's important to track relative shifts between individual performance ratings. To that end, the relative positioning of most services and functions is fairly steady with previous years. Among the few ratings which also shifted in 2020, police service ratings are also lower in 2022. Meanwhile, the 2020 ratings for managing traffic flow slightly increased amid the pandemic, but have since eroded in 2022.

Consistent with previous years before the pandemic: maintaining streets, support for people in need, affordable housing options, city planning and response to growth, and managing traffic flow remain the lowest-rated services and functions tested in the survey. These are areas Kirkland residents continue to find important but also prioritize for improvement, along with potential opportunities to focus community outreach and communication around those efforts.

Figure 5-2b – Mean Performance Ratings Trend

Service Item	2012	2014	2016	2018	2020	2022	Raw Difference ('20 to '22)
ALL SERVICES/FUNCTIONS	3.8	3.8	3.8	3.7	3.7	3.4	-0.3
Fire and emergency medical services	4.4	4.5	4.4	4.5	4.3	4	-0.3
City parks	4	4.2	4.2	4.2	4.1	3.9	-0.3
Recycling and garbage collection	4.3	4.3	4.3	4.3	4.2	3.8	-0.4
Recreation programs and classes	3.8	4	3.9	4	3.9	3.6	-0.4
Police services	4.1	4.2	4.2	4.3	3.9	3.6	-0.3
Pedestrian safety	4	4	3.9	4	3.9	3.6	-0.3
Community events	3.8	3.9	3.9	3.9	3.8	3.6	-0.3
Protecting our natural environment	3.8	3.9	3.9	3.8	3.9	3.5	-0.4
Support for arts in the community	3.8	3.9	3.8	3.9	3.8	3.5	-0.3
Availability of sidewalks and walking paths	3.7	3.8	3.7	3.8	3.8	3.5	-0.3
Bike safety	3.7	3.6	3.7	3.7	3.8	3.5	-0.3
Emergency preparedness	3.7	3.7	3.8	3.8	3.8	3.4	-0.3
Support for an inclusive and welcoming community	--	--	--	--	3.5	3.4	-0.1
Maintaining streets	3.6	3.6	3.6	3.7	3.7	3.3	-0.4
Attracting and keeping businesses in Kirkland	3.3	3.5	3.5	3.6	3.5	3.3	-0.2
Support for neighborhoods	3.6	3.7	3.6	3.6	3.6	3.2	-0.4
Services for people in need	3.6	3.6	3.6	3.3	3.4	3.2	-0.2
Building, permitting and inspection	--	--	3.4	3.2	3.4	3.1	-0.3
City planning and response to growth	3.2	3.2	3.2	3.1	3.2	2.9	-0.3
Managing traffic flow	3.5	3.2	3.2	3	3.2	2.9	-0.3
Ensuring affordable housing options...	--	--	--	2.6	2.7	2.7	0

i

ⁱ Although most ratings are lower in 2022, it's unknown how much of those impacts may be attributed to the change in methodology and sampling approach in 2022.

5.3 Importance vs. Performance – Gap Analysis

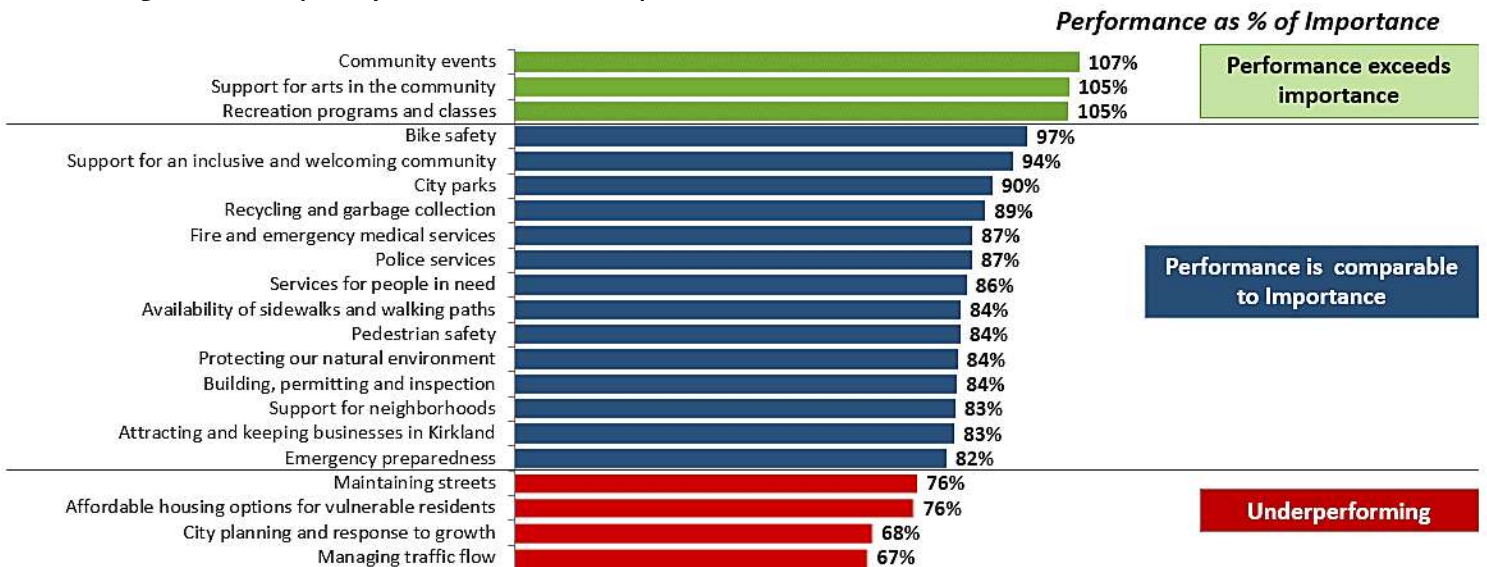
Findings

- For the 21 services and functions tested, respondents report fire and emergency medical services the top priority, followed by comparable importance ratings for maintaining streets, managing traffic flow, city parks, recycling and garbage collection and pedestrian safety.
- Among that highest tier of service and function priorities, Kirkland earns comparably high marks for fire and EMS, parks, and recycling and garbage collection.
- However, residents continue to rate City government as underperforming on managing traffic flow, responding to growth, providing affordable housing options for vulnerable residents, and maintaining streets.
- Relatively speaking, resident satisfaction with these four functions is significantly lower than their perceived level of impact. These can be interpreted as the leading improvement priorities of the items tested.

The vast majority of services and functions perform roughly in line with their relative importance ratings, even as ratings for most items are slightly lower in 2022.

As perennially overperforming services and functions, the City’s performance in hosting community events, supporting the arts, and providing recreation programs and classes are the highest-performing items relative to their lower overall importance rankings. Meanwhile, maintaining streets, affordable housing options, city planning, and managing traffic flow are all areas Kirkland residents find important and want to see improvements on.

Figure 5-3a – Gap Analysis: Performance vs. Importance



Highlighting the previous page's data in greater detail, the below table shows the mean importance and performance ratings for each service and function, side-by-side, as well as the gaps between them.

Figure 5-3b – Gap Analysis: Performance vs. Importance

Service Item	Performance	Importance	Perf/Imp	Gap
All Service/Functions	3.39	3.95	-0.56	86%
Community events	3.55	3.32	0.23	107%
Support for arts in the community	3.50	3.33	0.17	105%
Recreation programs and classes	3.56	3.40	0.16	105%
Bike safety	3.45	3.56	-0.10	97%
Support for an inclusive and welcoming community	3.44	3.64	-0.21	94%
City parks	3.88	4.29	-0.41	90%
Recycling and garbage collection	3.80	4.26	-0.46	89%
Fire and emergency medical services	3.95	4.56	-0.61	87%
Police services	3.63	4.19	-0.56	87%
Services for people in need	3.19	3.73	-0.54	86%
Availability of sidewalks and walking paths	3.50	4.15	-0.64	84%
Pedestrian safety	3.57	4.23	-0.66	84%
Protecting our natural environment	3.49	4.16	-0.67	84%
Building, permitting and inspection	3.05	3.65	-0.59	84%
Support for neighborhoods	3.22	3.86	-0.64	83%
Attracting and keeping businesses in Kirkland	3.29	3.95	-0.66	83%
Emergency preparedness	3.44	4.20	-0.77	82%
Maintaining streets	3.29	4.32	-1.03	76%
Affordable housing options for vulnerable residents	2.73	3.61	-0.88	76%
City planning and response to growth	2.86	4.23	-1.37	68%
Managing traffic flow	2.88	4.31	-1.43	67%

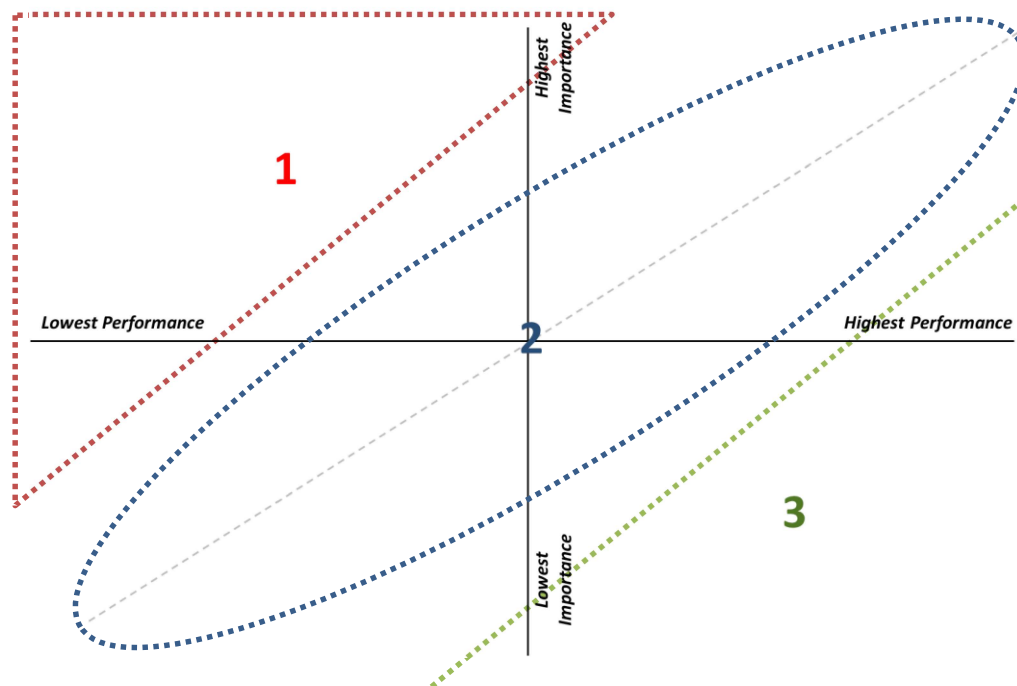
5.4 Importance vs. Performance – Quadrant Analysis

Plotting the importance and performance on a quadrant chart allows items to be categorized the following ways:

- 1) **Improvement Opportunities: High Importance, Low Performance** (top-left quadrant)
Services falling into this category should be viewed as opportunities for improvement. These are the items that residents feel are very important but the City could be doing a better job delivering. Improving the services in this quadrant are likely to have the greatest impact on improving the community's overall favorability of City, overall.
- 2) **Satisfactory Performance: Comparable Importance & Performance** (bottom-left and top-right quadrants)
Services in these two quadrants may be rated differently by residents; but in both scenarios, City performance for these services matches the importance that the residents attribute to them. The items in the top-right quadrant have been identified as relatively strong drivers of satisfaction with City services.
- 3) **Overperformance: Low Importance, High Performance** (bottom-right quadrant) – This quadrant represents services that residents think the City is doing very well with but are believed to be less important. While items in this quadrant can be considered successes with certain niche groups, for most residents, they are not major drivers of overall satisfaction with the City.

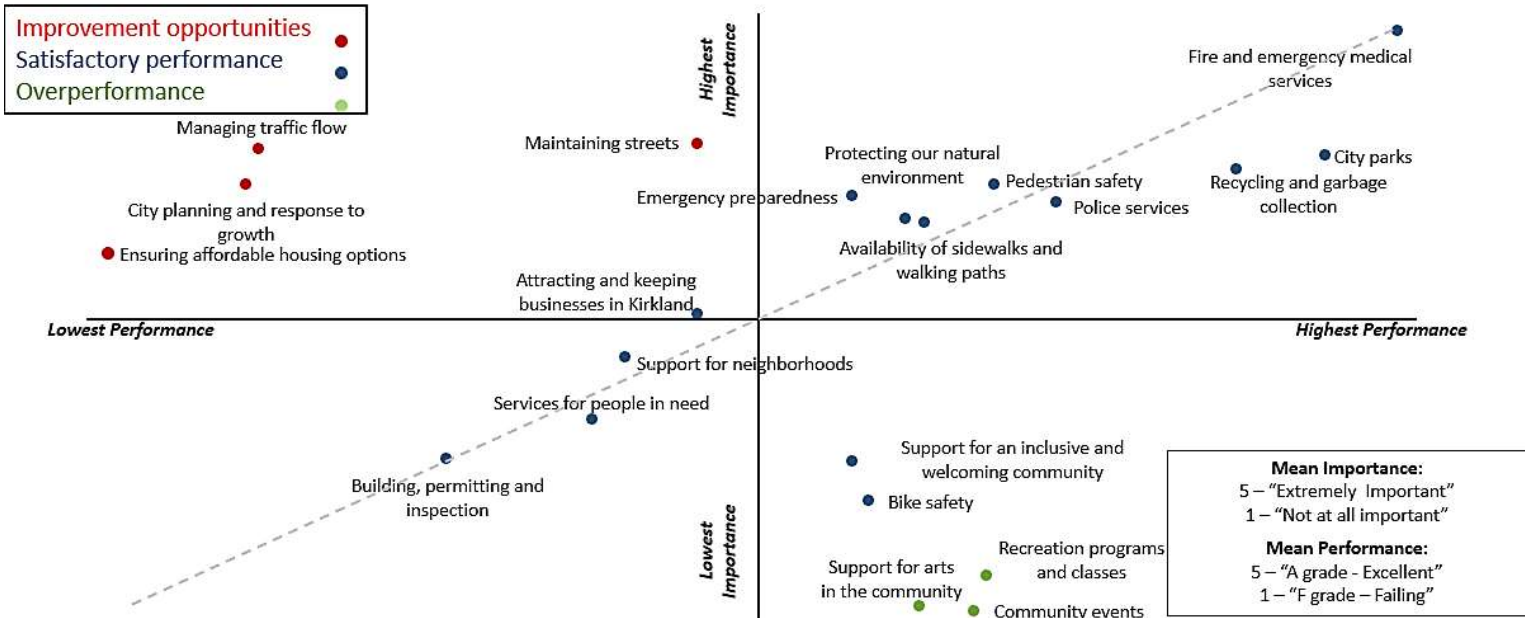
The diagonal line overlaying the chart represents where the ideal performance should be relative to the level of importance. Services falling on or near this line are performing optimally compared to how residents value them. Items significantly left of the line may be potentially valuable improvement opportunities while items far right of the line may result in wasted resources if given too much focus.

Figure 5-4a – Overall Performance vs. Importance Quadrant Chart Description



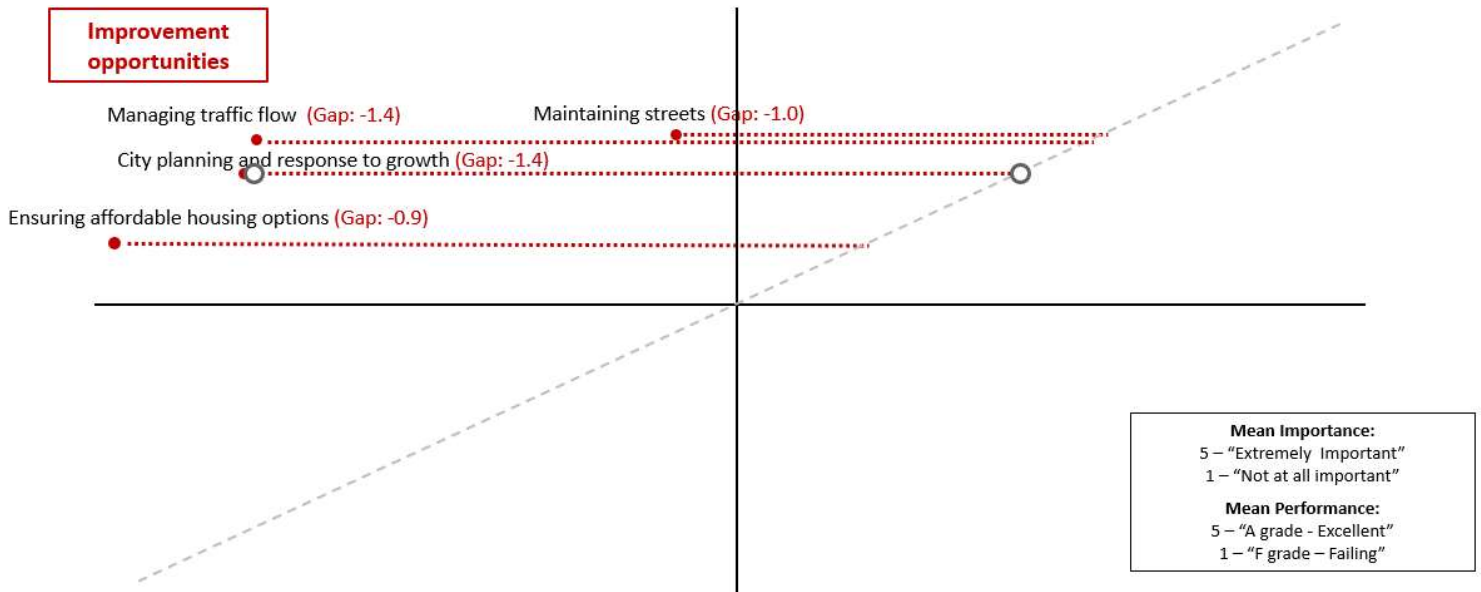
City services and functions related to responding to Kirkland’s increasing population and growing City are the areas respondents rate highest in importance and lowest in performance. Ensuring affordable housing, managing traffic flow, maintaining streets, and City planning and response to growth, are the areas in which the City has the most significant room for improvement. Otherwise, most services are performing near or above expected relative to their priority levels. Fire and EMS are rated highest in both performance and importance.

Figure 5-4b – Overall Performance vs. Importance Quadrant Chart



Managing traffic flow, ensuring affordable housing, maintaining streets, and City planning/response to growth are all rated above average in importance. Among them, affordable housing is rated slightly lower in importance but has the largest gap in performance relative to importance. In aggregate, these attributes remain potentially high-impact opportunities to strengthen residents’ satisfaction. Further, these opportunities may exist across the City’s various planning, policy, and improvement efforts, and in how it communicates with the public to enhance visibility and transparency, gathers additional public input through expanded outreach, and illustrates how it is working to address the issues that matter most to the communities it serves.

Figure 5-4c– Performance vs. Importance Improvement Opportunities Quadrant Chart



6. Safety, Goods and Services, Infrastructure Ratings

6.1 Satisfaction with The Availability of Goods & Services

Question(s) Analyzed

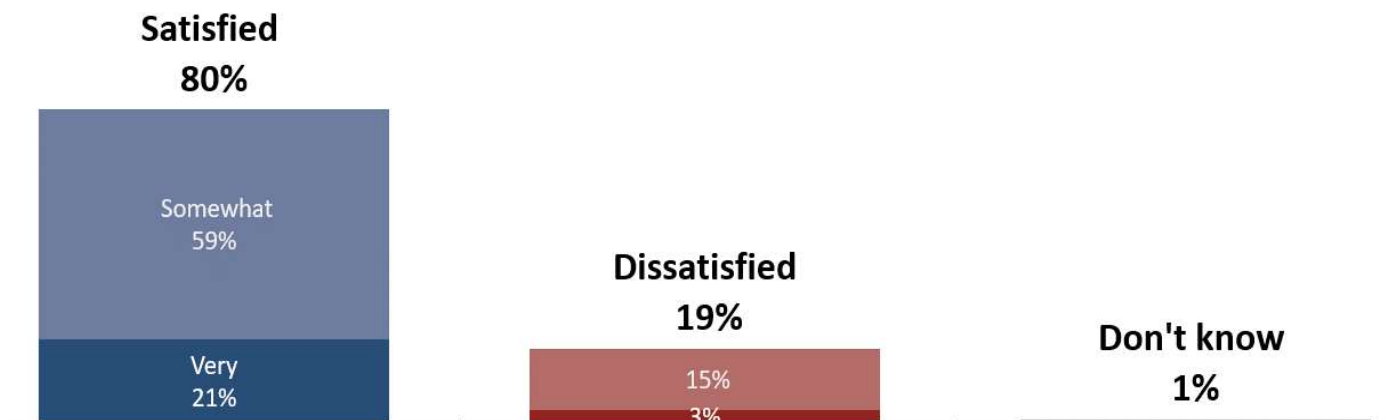
Q59. Thinking about the types of stores, goods, and services available in Kirkland, would you say that you are very satisfied, satisfied, dissatisfied, or very dissatisfied with the availability of goods and services in Kirkland?

Findings

- 8 out of 10 residents are satisfied with the availability of stores, goods, and services in Kirkland. Although intensity in both positive and negative ratings are low.

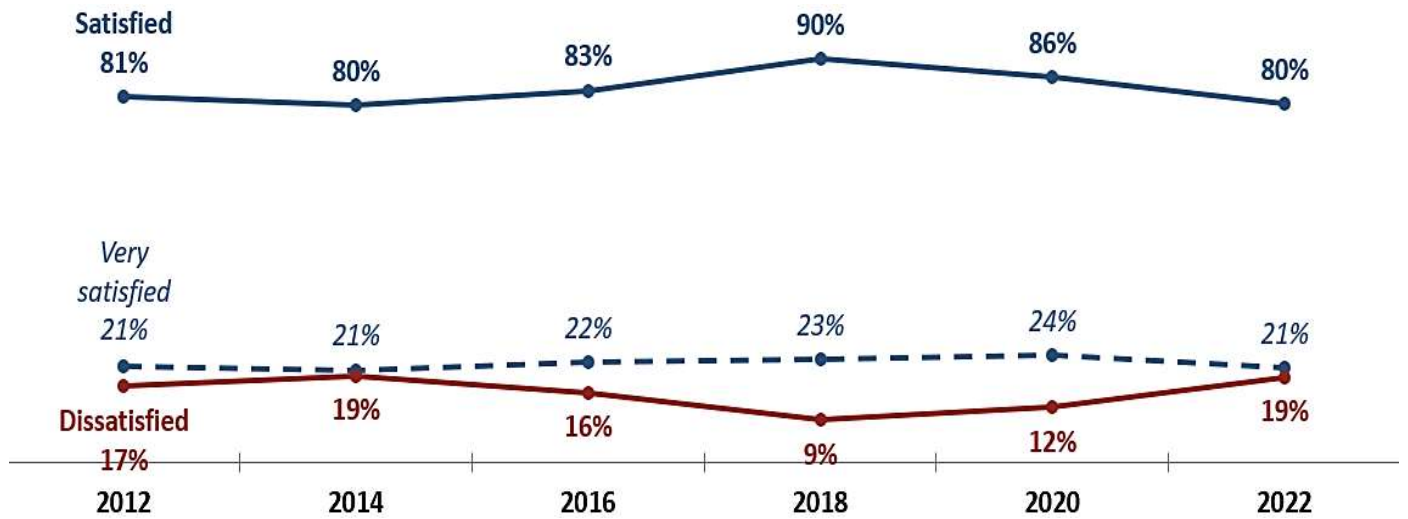
While the majority are satisfied with the availability of goods and services, only 1-in-5 (21%) report being “very satisfied”. Similarly, of the 15% of residents saying they are dissatisfied, only 3% report being “very dissatisfied.”

Figure 6-1a – Satisfaction with Availability of Goods & Services



Satisfaction with the availability of goods and services in Kirkland hasn't changed much since 2020, however dissatisfaction has begun to tick up.

Figure 6-1b – Satisfaction with Availability of Goods & Services Trend



6.2 Neighborhood Safety

Question(s) Analyzed

Q60. In general, how safe do you feel walking alone in your neighborhood during the day? Would you say very safe, safe, somewhat unsafe, or very unsafe?

Q61. And how safe do you feel walking alone in your neighborhood after dark? Would you say very safe, safe, somewhat unsafe, or very unsafe?

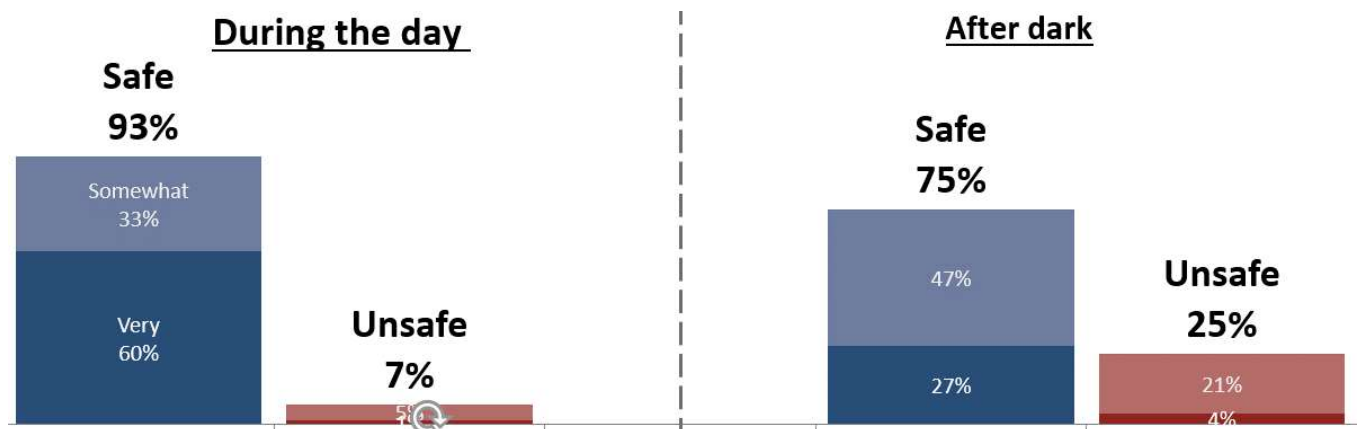
Q62. (If “very” or “unsafe”) Why do you feel unsafe?

Findings

- Most residents report feeling safe walking alone in their neighborhood during the day, with over half (60%) saying they feel “very safe”.
- Although the majority also feel safe walking alone in their neighborhood at night, only 75%, compared to 93% during the day, report feeling “very safe” or “somewhat safe”. Additionally, the intensity of feelings of safety walking alone at night is significantly lower, with less than 3-in-10 saying that they feel “very safe” walking alone in their neighborhood at night.
- Safety ratings are lower among women, 50-64-year-olds, Central Kirkland residents, and those with a household income below \$75,000.

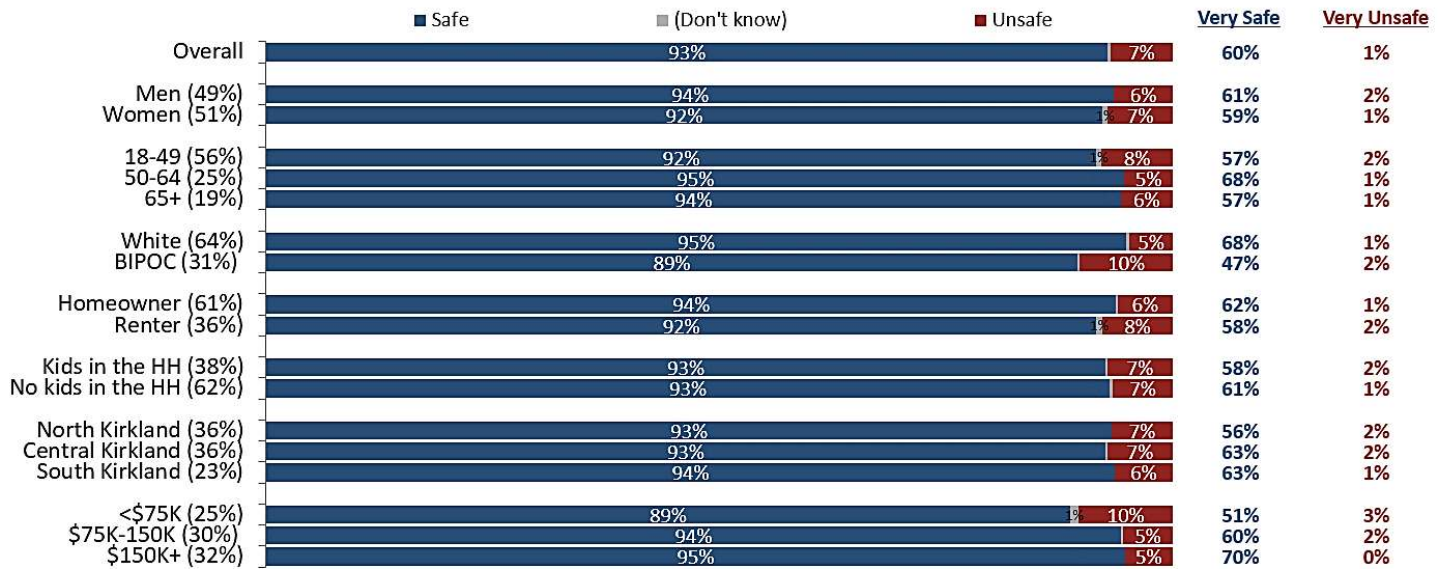
More than 9 out of 10 residents feel safe walking alone during the day and two-thirds (75%) feel safe walking alone after dark. Just four percent feel very unsafe walking alone after dark, but a quarter (25%) do feel at least somewhat unsafe.

Figure 6-2a – Neighborhood Safety



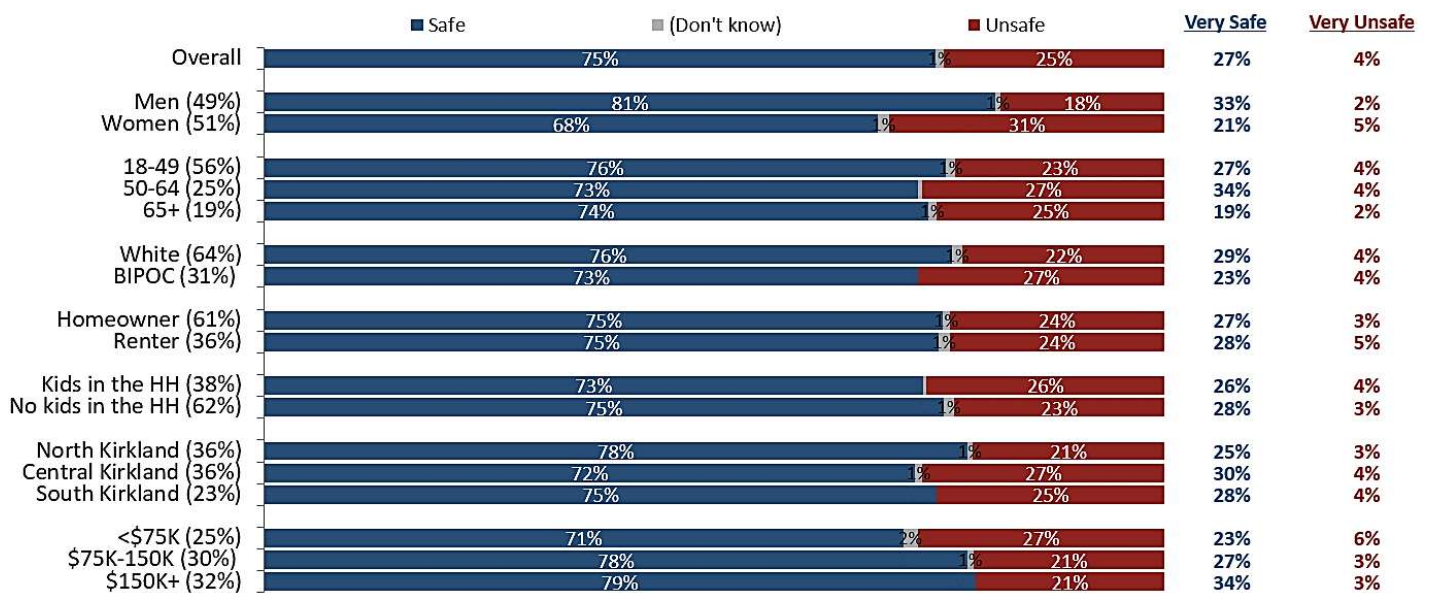
While overall safety ratings are high, intensity is rather low. Fewer women, BIPOC, those with a household income <\$75,000, and central Kirkland respondents say they feel “very safe” compared to their counterparts.

Figure 6-2b – Neighborhood Safety During the Day by Subgroups



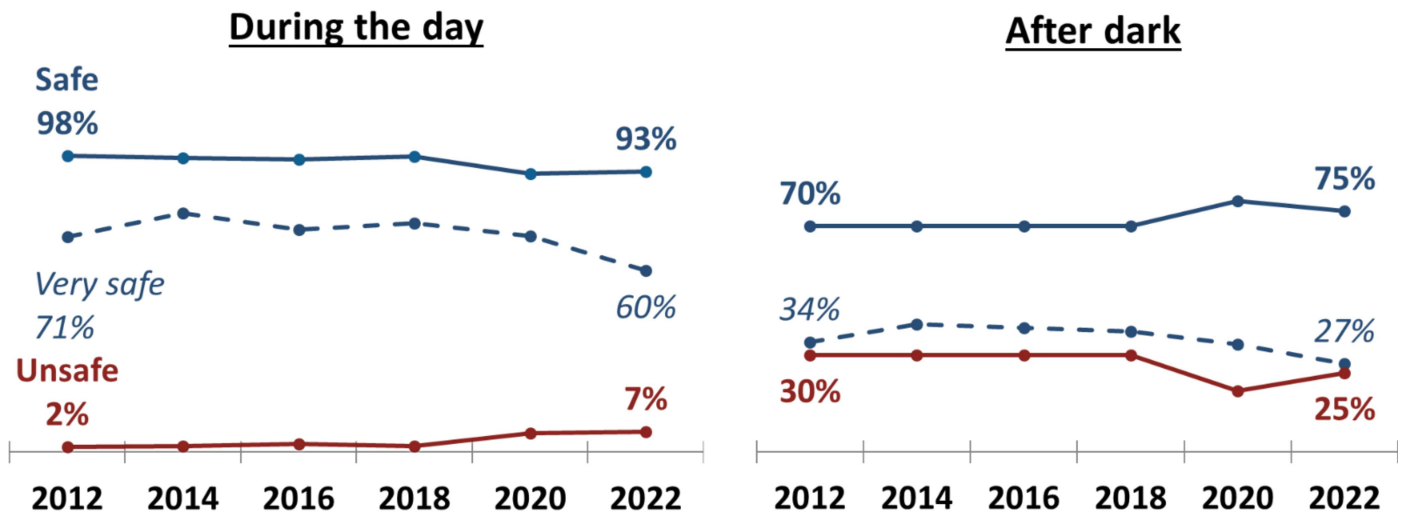
Similar to daytime ratings, intensity is low for residents reporting feeling “very safe”, and relatively few report feeling “very unsafe”. Residents 65+, women, and BIPOC are least likely to say they feel “very safe” walking alone at night.

Figure 6-2c – Neighborhood Safety After Dark by Subgroups



While the overall safe ratings haven't changed much since 2020, residents who report feeling "very safe" both during the day and after dark has reached its lowest point since tracking this question in 2012.

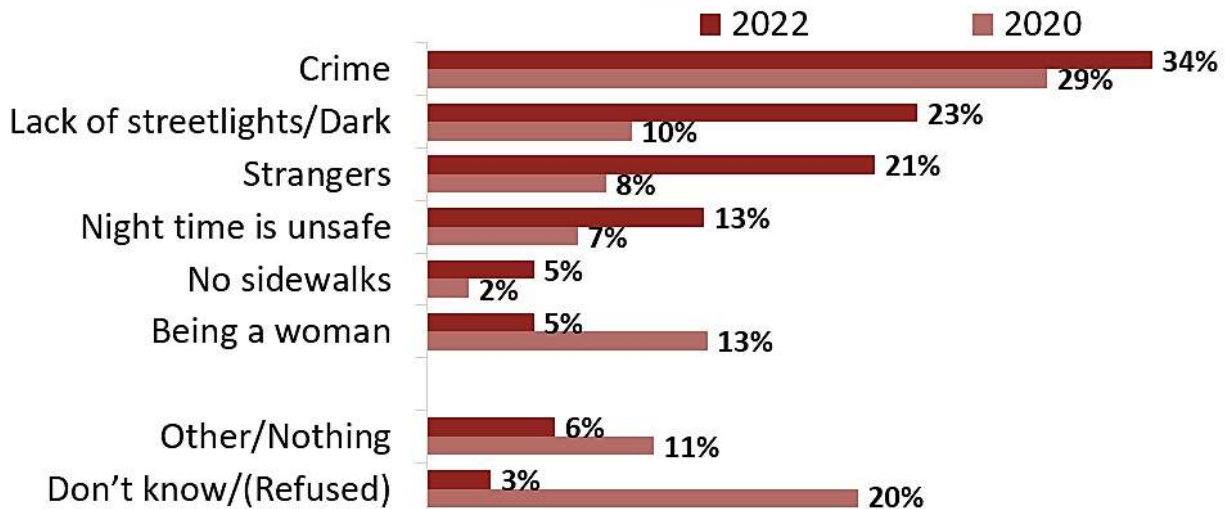
Figure 6-2d – Neighborhood Safety Trend



Following up with the respondents who mentioned that they feel somewhat unsafe either during the day or night, "Crime" (34% mentioned), lack of streetlights (23%), and strangers (21%) are the leading concern in 2022. Mentions of these concerns have also increased since 2020.

Figure 6-2e – Neighborhood Safety Trend

Among respondents who feel "somewhat unsafe" or "very unsafe" walking alone during the day or at night
 n=261; MoE= +6.1%



6.3 Satisfaction with Neighborhood Infrastructure

Question(s) Analyzed

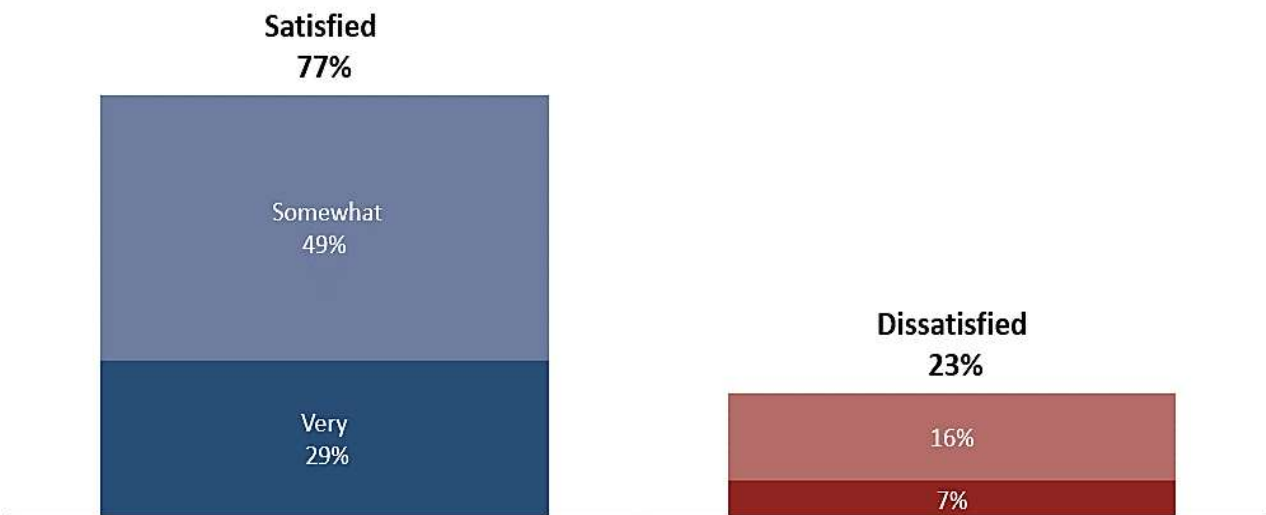
Q63. In general, how satisfied are you with your neighborhood's infrastructure such as streets and sidewalks, and roadside landscaping? Are you very satisfied, somewhat satisfied, somewhat dissatisfied, or very dissatisfied?

Findings

- Nearly 8 out of 10 residents are satisfied with their neighborhood's infrastructure.
- Almost 3-in-10 of respondents say they are "very satisfied" with their neighborhood's infrastructure.

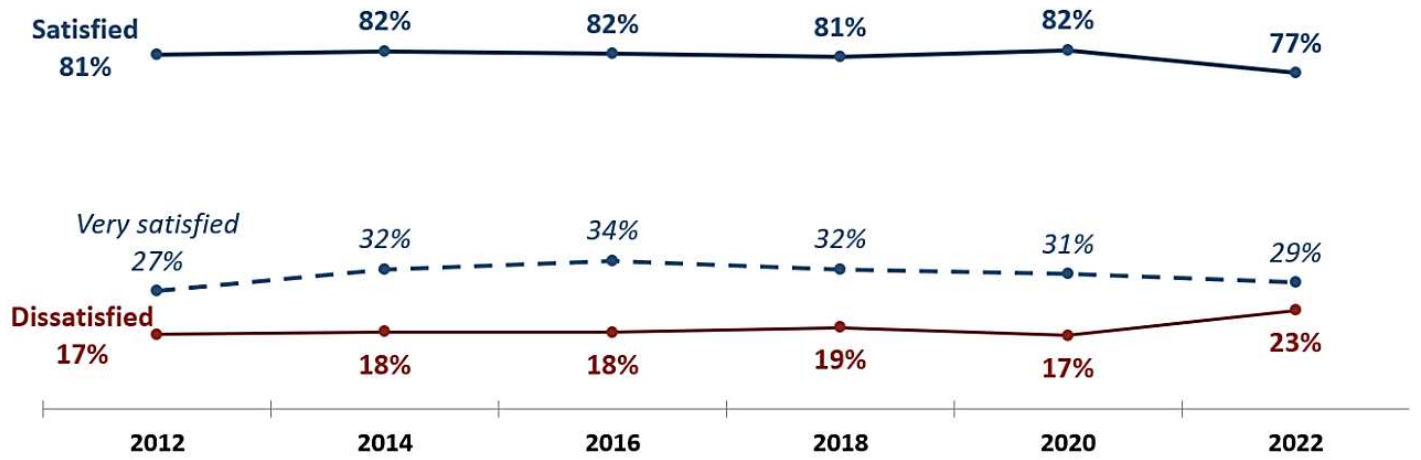
Three-quarters (77%) of residents report being satisfied with their neighborhood infrastructure, including streets, sidewalks, and roadside landscaping, including nearly a third (29%) who are "very" satisfied. A little under one quarter (23%) report being dissatisfied with their neighborhood infrastructure (16% "somewhat", 7% "very").

Figure 6-3a – Satisfaction with Neighborhood Infrastructure



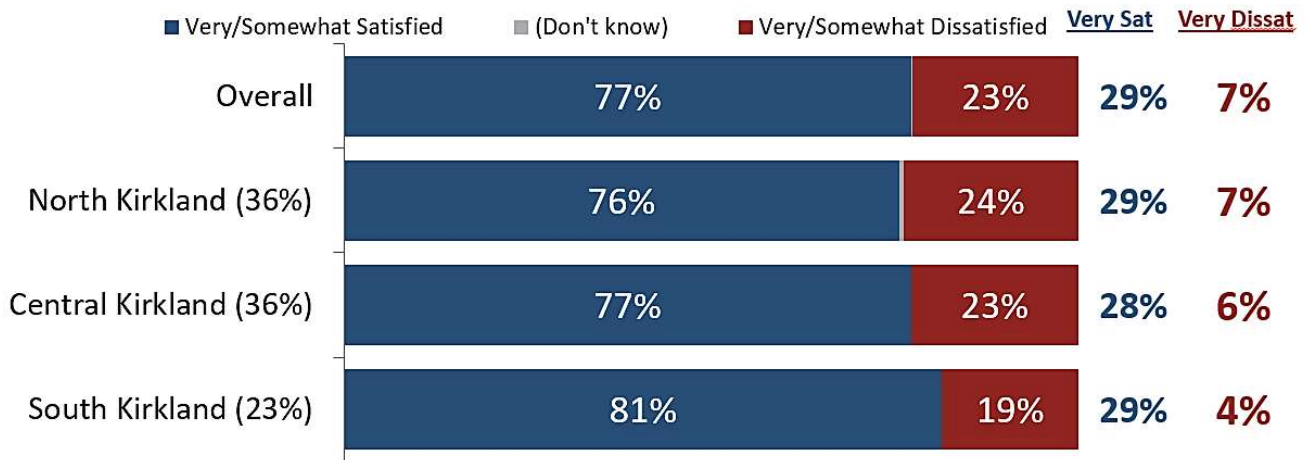
Similar to other tracked questions, dissatisfaction is on the rise and satisfaction is slightly lower than average.

Figure 6-3b – Satisfaction with Neighborhood Infrastructure Trend



Neighborhood infrastructure satisfaction is fairly consistent between residents in North, Central, and South Kirkland.

Figure 6-3c– Satisfaction with Neighborhood Infrastructure Trend by Neighborhood



7. Other Topics

7.1 Measures Taken to Prepare

Question(s) Analyzed

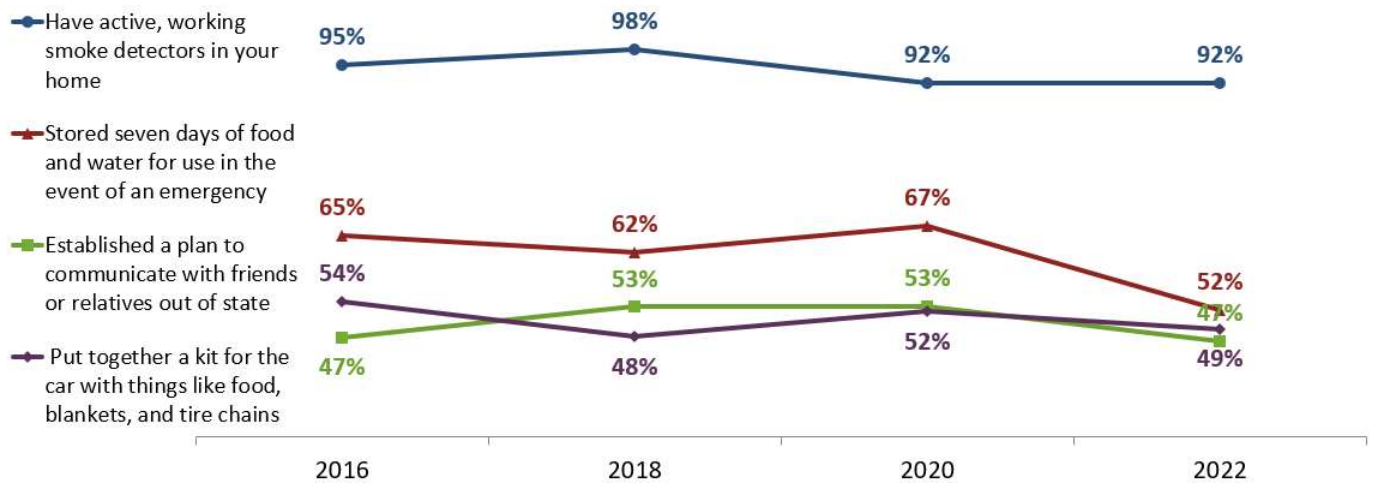
The following are things that some people have done to prepare their household for disasters or emergencies. Please tell me which of the following you have done at your home...

- Q64. Stored seven days of food and water for use in the event of an emergency?
- Q65. Put together a kit for the car, with things like food, flashlight, blankets, & tire chains?
- Q66. Established a plan to communicate with friends or relatives out of state?
- Q67. Put active, working smoke detectors in your home?

Findings

- 9 out of 10 residents have put smoke detectors in their home but other emergency preparation items lag far behind.
- Compared to 2020, far fewer residents report storing seven days worth of food in case of an emergency.

Figure 7-1a – Emergency Preparedness Measures Taken



The percentage of residents saying they have an active smoke alarm after staying constant between 2020 and 2022. However, the percentage of residents reporting having stored seven days of food and water, an emergency communication plan, and an emergency kit for the car has decreased. While over half (52%) report having up to seven days of food and water for use in an emergency, this is down 15% from 2020. The level of having a plan to communicate with friends or relatives out of state in case of emergency has declined from 2020 (53%) into 2022 (47%). Less than half (49%) of residents also report having a kit for the car with emergency supplies.

7.2 Information Level & Information Sources

Question(s) Analyzed

Q68. In general, how well-informed would you say you are about Kirkland City government? Would you say you are well informed, somewhat informed, or not very informed?

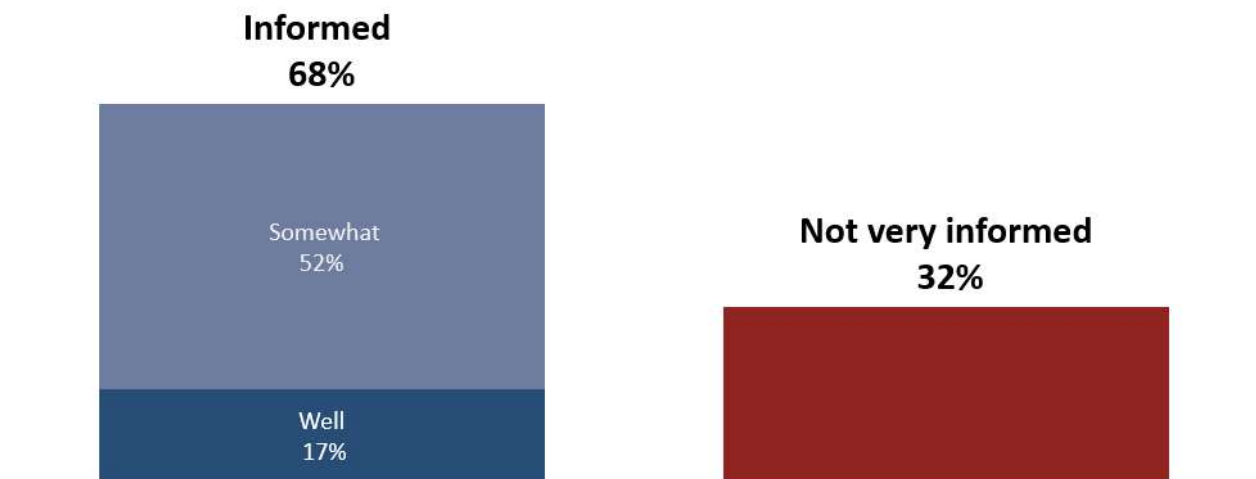
Q69. What is your primary source of information for finding out what is going on with Kirkland City government?

Findings

- *Most (68%) residents report being at least somewhat informed about Kirkland City government, albeit with low intensity (only 17% “well informed”). About a third of residents say they are “not very informed” about City government.*
- *Residents reporting being informed about Kirkland City government is at its highest point since first asking this question in 2012.*
- *A plurality of residents' report getting their information directly from Kirkland City-operated sources.*
- *Residents report getting information about City government from a variety of sources, led by the City's webpage (15%), the City's newsletter (11%), and Kirkland Reporter (7%). The share of mentions for the City's webpage and the Reporter have dropped since 2018.*

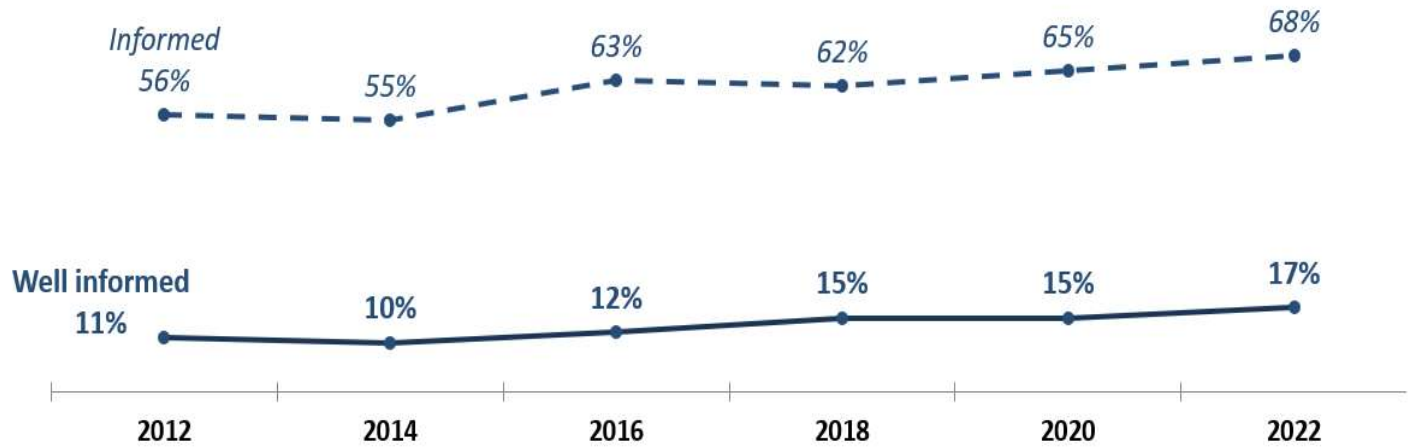
Although two thirds (68%) of residents consider themselves somewhat informed about Kirkland City government, there is little intensity behind this confidence; a majority say they are “somewhat” informed compared to only one-in-five (17%) who consider themselves “well informed” about Kirkland City government. The remaining third (32%) say they are not very informed.

Figure 7-2a – Information Level



Although intensity is still low, the self-reported information levels have grown gradually but steadily since 2012. The share of residents reporting being informed about Kirkland City government is at its highest point since first asking this question in 2012.

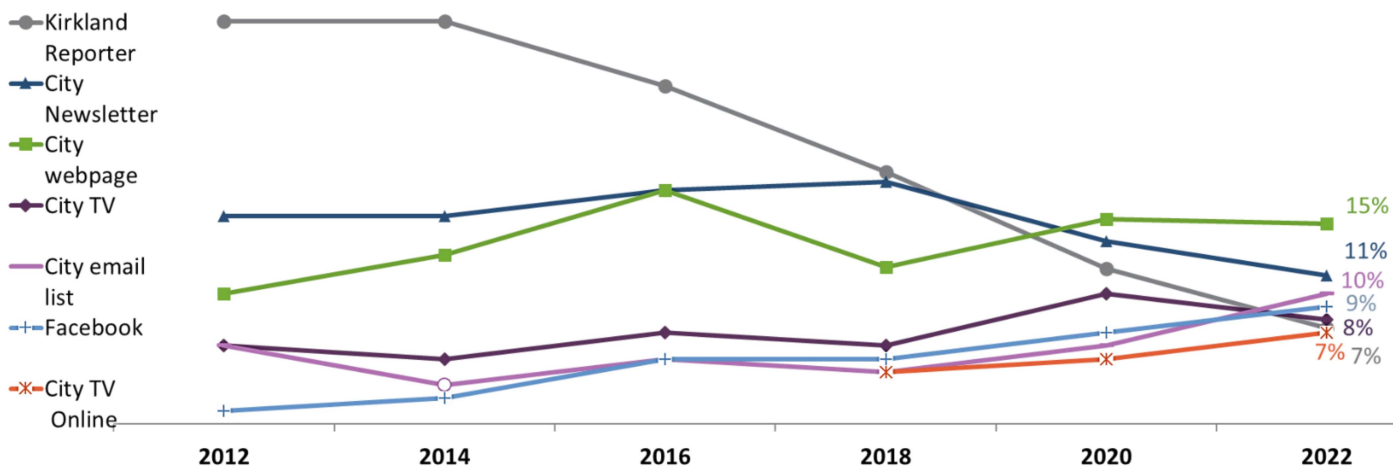
Figure 7-2b – Information Level Trend



The City webpage remains the most mentioned information source. Other online sources are increasing in primacy for information about the Kirkland City government. The percentage of respondents saying their primary source for information is the City email list and facebook has increased since 2020. While the percentage of respondents reporting reliance on Kirkland Reporter, City television channel, and the City Newsletter has fallen.

Figure 7-2c – Information Sources

Open-ended question; verbatim responses coded into categories shown below

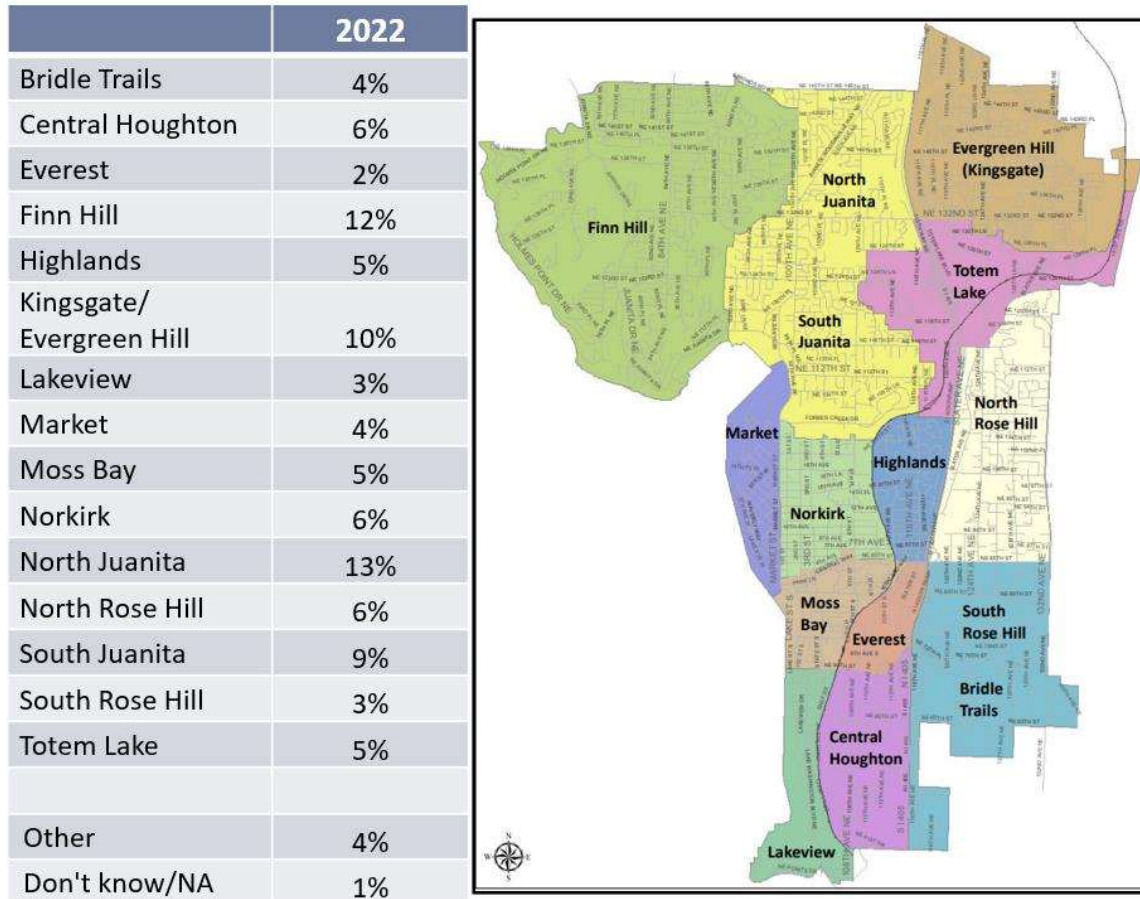


8. Demographics

8.1 Neighborhood

Question(s) Analyzed
 Q8. What neighborhood do you live in?

Figure 8-1a – Responses by Neighborhood



8.2 Demographics

Figure 8-2a – Respondent Demographics

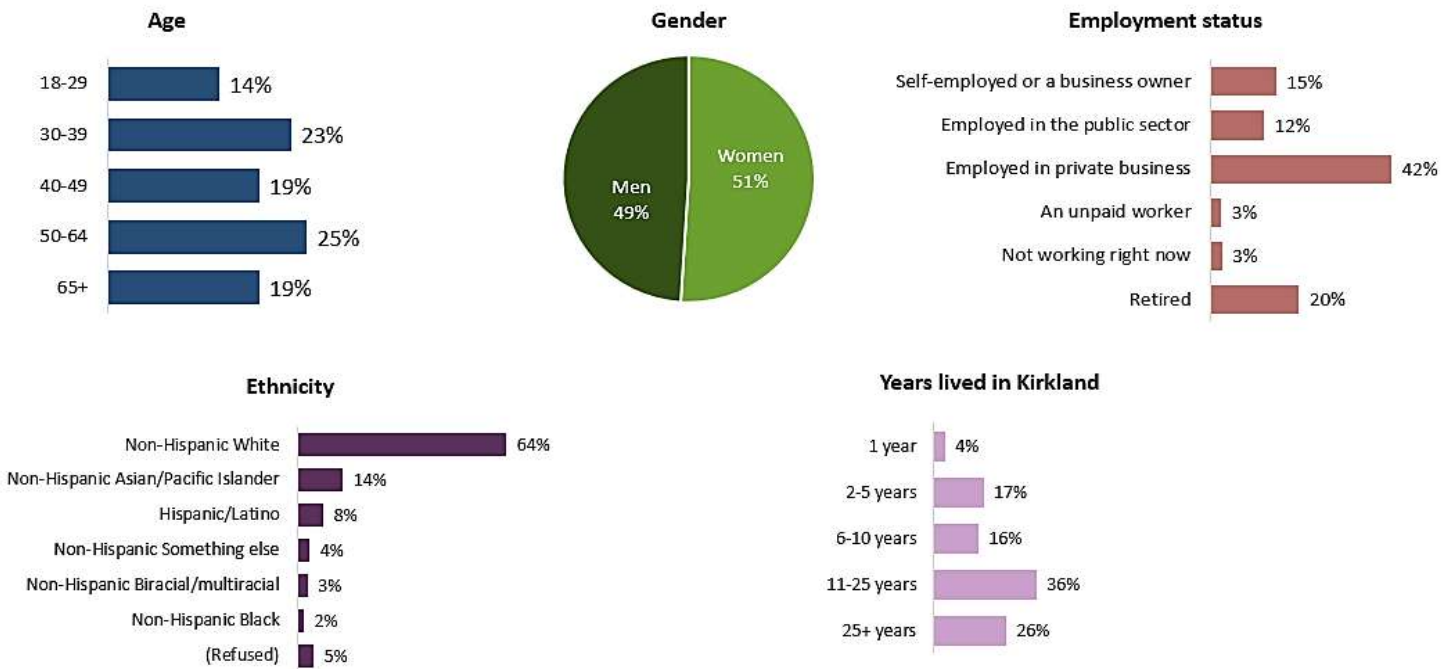
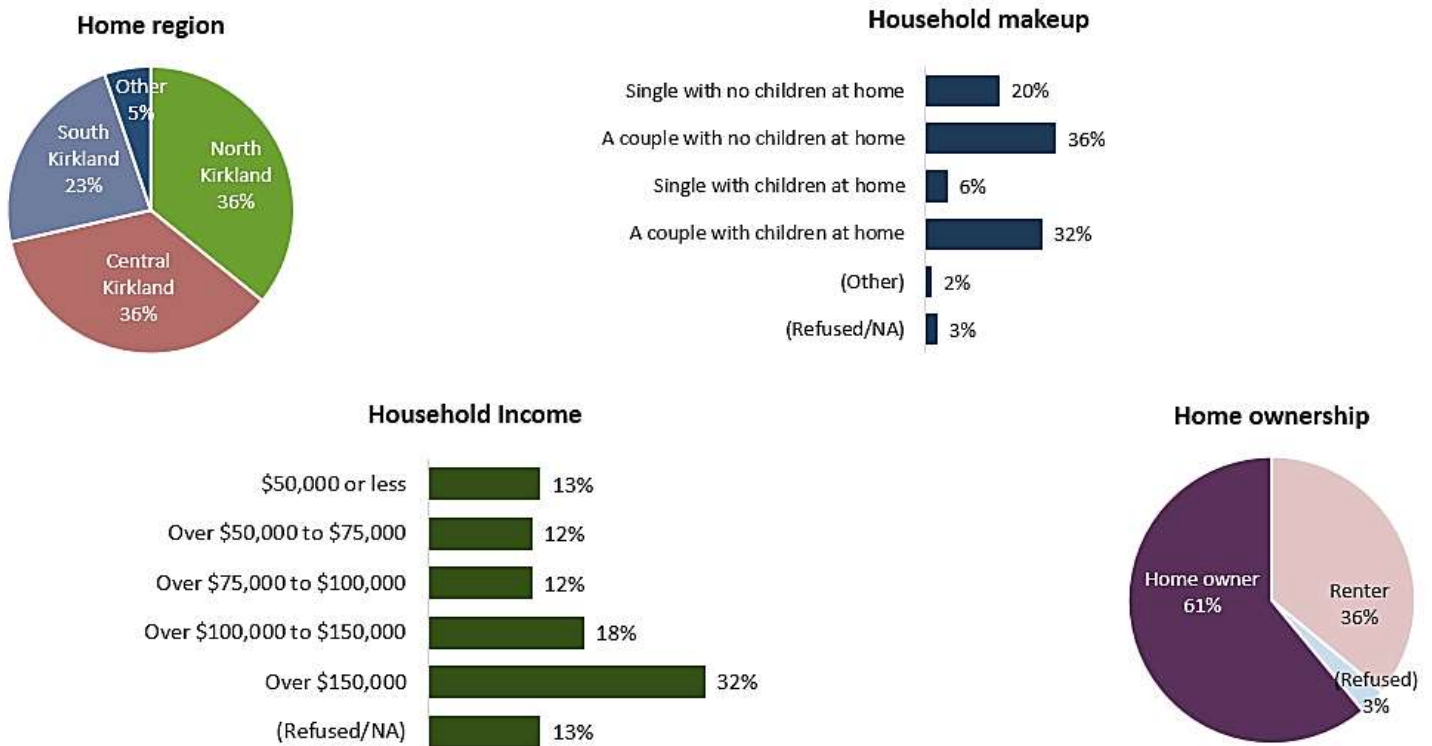


Figure 8-2b – Household Demographics



9. Topline Results

**Survey of Residents
City of Kirkland, WA
Hybrid Email and Text-to-Web/Live Telephone Survey
Conducted June 2 – June 19, 2022**

**Total interviews (n) = 1,000 (Unweighted, including additional interviews in hard-to-reach communitiesⁱⁱ);
Weighted n=813, Margin of Error = ±3.4 percentage points
EMC Research #22-8469**

***All numbers in this document represent percentage (%) values, unless otherwise noted.
Please note that due to rounding, percentages may not add up to exactly 100%.***

Where applicable, results are compared with:

June 25 – July 2, 2020	n=500	MoE = ±4.4	EMC #20-7676
April 26 – May 4, 2018	n=512	MoE = ±4.3	EMC #18-6718
April 25 – May 2, 2016	n=502	MoE = ±4.4	EMC #16-5961
April 6 – 11, 2014	n=501	MoE = ±4.4	EMC #14-5106
Jan 30- Feb 2, 2012	n=500	MoE = ±4.4	EMC #12-4567

INTRO: Hello, my name is _____, and I'm conducting a survey for _____ to find out how people feel about issues in Kirkland. We are not trying to sell anything and are collecting this information on a scientific and completely confidential basis.

	<u>2012</u>	<u>2014</u>	<u>2016</u>	<u>2018</u>	<u>2020</u>	<u>2022</u>
2. Do you live in Kirkland?						
Yes	100	100	100	100	100	100
No → TERMINATE	-	-	-	-	-	-
(Don't know/Refused) → TERMINATE	-	-	-	-	-	-
3. In what year were you born? (YEARS CODED INTO AGE RANGES)						
18-29	-	11	11	10	11	14
30-39	-	24	19	14	20	23
40-49	-	19	19	19	18	19
50-64	-	27	29	31	26	25
65 or over	-	19	22	26	25	19
(Refused)	-	11	11	10	11	1

ⁱⁱ 350 additional interviews among residents who self-identified as <40 years, BIPOC residents, renters, or those making less than \$75,000 dollars.

	<u>2012</u>	<u>2014</u>	<u>2016</u>	<u>2018</u>	<u>2020</u>	<u>2022</u>
4. Do you identify as...						
Male	48	48	48	48	47	47
Female	52	52	52	52	51	49
Non-binary	-	-	-	-	<1	1
Another gender identity	-	-	-	-	-	1
Prefer not to respond	-	-	-	-	2	2
5. Do you consider yourself to be white or Caucasian, Hispanic or Latino, African American or Black, Chinese, Filipino or Pacific Islander, other Asian, biracial, multiracial or something else?						
Hispanic or Latino	2	1	2	2	4	8
White or Caucasian	85	85	82	78	82	64
African American or Black	1	1	1	1	1	2
Chinese						4
Filipino or Pacific Islander						2
Other Asian	4	4	6	6	7	8
American Indian or Alaska Native	<1	1	1	1	0	0
Something else	3	4	5	6	7	7
(Don't know/Refused)	4	4	3	6	3	5
6. Do you currently own the home or apartment where you live, do you rent, do you live with family, or do you not have stable housing?						
Own/buying	76	82	80	81	64	61
Rent/lease	20	15	18	16	30	31
Live with family	-	-	-	-	-	5
Do not have stable housing	-	-	-	-	-	0
(Don't Know/Refused)	4	3	1	4	6	3
7. I am going to list five broad categories. Just stop me when I get to the category that best describes your approximate household income - before taxes - for twenty twenty-one.						
\$50,000 or less	22	14	10	11	10	13
Over \$50,000 to \$75,000	14	16	12	9	13	12
Over \$75,000 to \$100,000	13	14	14	11	18	12
\$100,000 to \$150,000	21	16	13	18	19	18
Over \$150,000	12	20	24	32	25	32
(Don't know/Refused)	18	21	27	21	15	13

	<u>2012</u>	<u>2014</u>	<u>2016</u>	<u>2018</u>	<u>2020</u>	<u>2022</u>
8. How many years have you lived in Kirkland?						
1 year	-	4	4	2	1	4
2-5 years	-	19	18	17	12	17
6-10 years	-	18	15	15	20	16
11-25 years	-	35	39	33	37	36
25+ years	-	24	23	33	30	26
(Don't know/Refused)	-	4	4	0	1	1
9. What neighborhood do you live in?						
Bridle Trails	4	5	5	4	3	4
Central Houghton	8	6	6	8	8	6
Everest	<1	2	2	1	<1	2
Finn Hill	14	16	17	14	13	12
Highlands	2	3	4	3	4	5
Kingsgate/Evergreen Hill	9	14	11	12	11	10
Lakeview	-	-	-	<1	1	3
Market	3	5	3	4	1	4
Moss Bay	3	3	4	2	1	5
Norkirk	4	5	5	3	5	6
North Juanita (North of NE 124th)	15	19	14	17	14	13
North Rose Hill (North of NE 85TH)	7	6	10	5	5	6
South Juanita (South of NE 124th)	8	1	6	7	8	9
South Rose Hill (South of NE 85TH)	6	3	2	5	4	3
Totem Lake	5	2	2	4	6	5
Other	4	9	8	9	8	4
(Don't know/Refused)	4	1	1	2	7	1
10. How would you rate Kirkland as a place to live? Would you say it is an excellent, very good, satisfactory, only fair, or a poor place to live?						
Excellent	35	40	47	39	42	34
Very good	50	46	39	43	43	47
Satisfactory	11	11	9	11	12	14
Only fair	3	2	2	3	2	3
Poor	1	1	2	3	2	1
(Don't know/Refused)	1	-	-	-	-	0

	<u>2012</u>	<u>2014</u>	<u>2016</u>	<u>2018</u>	<u>2020</u>	<u>2022</u>
11. What do you like best about living in Kirkland? (OPEN ENDED QUESTION, VERBATIM RESPONSES CODED INTO CATEGORIES)						
Location/Close to amenities	-	41	27	29	31	30
Small town feel/Community	-	20	22	11	10	13
Safe/Quiet	-	8	11	10	12	14
Water/Waterfront	-	6	12	15	11	8
The people	-	4	2	9	9	5
Parks	-	7	6	7	6	8
City government/ Services available/ Schools	-	<1	2	5	5	3
Green space	-	4	5	7	6	4
Clean/Beautiful/Views	-	-	-	-	-	2
Everything	-	-	-	-	-	2
Other	-	7	7	5	8	7
None/Nothing	-	2	2	2	1	1
Don't know	-	2	4	2	<1	3
12. When you think about the way things are going in Kirkland, what, if anything, concerns you? (OPEN ENDED QUESTION, VERBATIM RESPONSES CODED INTO CATEGORIES)						
Overdevelopment	-	16	16	9	12	20
Housing/Home affordability/Homelessness	-	2	4	9	9	18
Traffic	-	10	15	16	15	13
Population growth/Crowds	-	6	6	12	7	12
Crime	-	2	3	6	5	12
Increased prices/Affordability	-	3	4	5	8	11
City government	-	4	6	6	9	8
Infrastructure	-	3	3	3	3	7
Taxes/Spending	-	9	5	8	6	4
Public transportation	-	1	5	2	4	3
School funding	-	3	1	2	1	2
COVID-19/Impacts of COVID	-	-	-	-	6	-
Other	-	5	5	4	10	8
None/Nothing	-	23	22	15	22	11
Don't know/Refuse	-	3	1	2	4	4

13INT. Using a scale of excellent, good, only fair, or poor, please tell me how you think Kirkland City government is doing in each of the following areas. If you aren't sure one way or the other, please just say so.

SCALE:	Excellent	Good	Only fair	Poor	(Don't know)	Positive	Negative
(ALWAYS ASK FIRST)							
13.	The job the City is doing overall						
<u>2022</u>	10	55	23	5	7	64	28
<u>2020</u>	14	55	17	5	9	69	22
<u>2018</u>	13	57	20	4	6	70	25
<u>2016</u>	11	59	21	4	7	70	25
<u>2014</u>	9	62	21	3	6	71	24
<u>2012</u>	10	58	18	5	9	68	23
(RANDOMIZE)							
14.	The job the City is doing managing the public's money						
<u>2022</u>	8	36	29	10	18	44	38
<u>2020</u>	6	32	22	10	31	37	32
<u>2018</u>	7	30	21	12	30	37	33
<u>2016</u>	6	31	25	9	29	37	34
<u>2014</u>	5	30	24	7	35	35	30
<u>2012</u>	5	28	24	8	36	33	32
15.	The job the City does keeping residents informed						
<u>2022</u>	13	43	31	10	3	56	41
<u>2020</u>	19	47	21	7	6	66	28
<u>2018</u>	15	42	28	9	7	57	37
<u>2016</u>	11	50	25	7	7	62	32
<u>2014</u>	13	50	23	6	8	63	29
<u>2012</u>	12	50	22	7	9	63	29
16.	The job the City does delivering services efficiently						
<u>2022</u>	13	54	20	6	7	67	26
<u>2020</u>	18	52	13	4	13	70	17
<u>2018</u>	17	53	16	3	11	69	19
<u>2016</u>	18	52	17	2	10	71	19
<u>2014</u>	13	57	15	3	12	70	18
<u>2012</u>	16	53	17	5	9	69	23

SCALE:	Excellent	Good	Only fair	Poor	(Don't know)	Positive	Negative	
17.	The job the City does focusing on the priorities that matter most to residents							
<u>2022</u>	7	38	30	14	11	45	44	
<u>2020</u>	8	41	22	10	19	49	32	
<u>2018</u>	7	36	24	12	21	42	36	
<u>2016</u>	7	40	26	10	16	47	36	
<u>2014</u>	6	40	22	7	24	46	29	
<u>2012</u>	5	41	20	9	24	46	30	

(END RANDOMIZE)

18INT. I'm going to read you a list of services and functions provided by the City. For each one, please tell me how important that city function is to you and your household. Use a scale of one to five, where one means not at all important and five means it is extremely important.

SCALE:	Not at all Important			Extremely Important		(Don't know)	Mean
	1	2	3	4	5		

(RANDOMIZE)

18.	Managing traffic flow							
<u>2022</u>	1	4	11	28	55	0	4.31	
<u>2020</u>	3	7	21	26	41	2	3.98	
<u>2018</u>	4	5	12	23	55	1	4.22	
<u>2016</u>	3	4	14	30	48	<1	4.17	
<u>2014</u>	2	3	17	35	43	<1	4.14	
<u>2012</u>	3	5	18	38	36	<1	4.01	
19.	Maintaining streets							
<u>2022</u>	1	2	13	34	50	0	4.32	
<u>2020</u>	2	4	19	39	35	1	4.02	
<u>2018</u>	2	4	12	38	44	<1	4.17	
<u>2016</u>	1	2	16	43	38	<1	4.14	
<u>2014</u>	1	2	17	36	43	-	4.18	
<u>2012</u>	1	2	15	39	43	-	4.21	
20.	Recreation programs and classes							
<u>2022</u>	8	13	31	26	21	1	3.40	
<u>2020</u>	7	12	31	30	17	3	3.40	
<u>2018</u>	5	9	34	31	18	3	3.48	
<u>2016</u>	5	11	31	31	17	4	3.46	
<u>2014</u>	5	12	30	33	18	2	3.47	
<u>2012</u>	8	10	30	32	18	1	3.44	

SCALE:	Not at all Important			Extremely Important		(Don't know)	Mean
	1	2	3	4	5		
21.	City parks						
<u>2022</u>	1	4	11	32	52	-	4.29
<u>2020</u>	2	4	16	33	44	1	4.15
<u>2018</u>	2	3	17	31	46	1	4.16
<u>2016</u>	1	2	12	42	41	1	4.21
<u>2014</u>	1	3	14	35	46	<1	4.21
<u>2012</u>	2	2	18	35	43	1	4.14
22.	Fire and emergency medical services						
<u>2022</u>	1	2	7	23	68	0	4.56
<u>2020</u>	1	2	8	22	65	1	4.50
<u>2018</u>	1	1	4	17	76	1	4.68
<u>2016</u>	1	<1	4	23	72	1	4.66
<u>2014</u>	1	1	4	19	75	1	4.68
<u>2012</u>	1	<1	5	16	77	<1	4.68
23.	Police services						
<u>2022</u>	4	4	15	21	55	0	4.19
<u>2020</u>	3	6	19	27	43	1	4.02
<u>2018</u>	1	2	10	26	60	1	4.43
<u>2016</u>	2	2	10	26	60	1	4.41
<u>2014</u>	2	2	9	31	56	-	4.37
<u>2012</u>	2	3	9	24	61	1	4.40
24.	Support for neighborhoods						
<u>2022</u>	2	7	25	31	32	3	3.86
<u>2020</u>	3	8	27	30	26	6	3.71
<u>2018</u>	3	6	25	34	24	7	3.77
<u>2016</u>	2	6	25	35	26	6	3.82
<u>2014</u>	2	8	27	33	25	4	3.74
<u>2012</u>	4	9	21	36	23	6	3.69
25.	Attracting and keeping businesses in Kirkland						
<u>2022</u>	3	6	20	35	35	1	3.95
<u>2020</u>	3	6	25	32	31	3	3.86
<u>2018</u>	4	7	25	33	31	2	3.82
<u>2016</u>	4	6	23	33	33	2	3.88
<u>2014</u>	3	5	19	34	37	2	3.96
<u>2012</u>	4	3	15	32	45	1	4.13

SCALE:	Not at all Important			Extremely Important		(Don't know)	Mean
	1	2	3	4	5		
26.	Pedestrian safety						
<u>2022</u>	2	4	12	33	49	0	4.23
<u>2020</u>	2	3	19	33	42	1	4.11
<u>2018</u>	2	4	15	26	52	1	4.23
<u>2016</u>	2	3	15	28	51	<1	4.24
<u>2014</u>	2	4	13	32	50	<1	4.26
<u>2012</u>	3	4	11	32	50	<1	4.22
27.	Bike safety						
<u>2022</u>	10	9	23	30	27	1	3.56
<u>2020</u>	8	11	24	26	26	4	3.53
<u>2018</u>	9	10	26	24	29	2	3.54
<u>2016</u>	9	11	23	27	28	3	3.55
<u>2014</u>	8	9	25	29	28	2	3.61
<u>2012</u>	11	11	23	27	26	2	3.45
28.	Availability of sidewalks and walking paths						
<u>2022</u>	2	5	15	34	44	0	4.15
<u>2020</u>	4	5	20	36	35	1	3.93
<u>2018</u>	3	7	22	27	40	1	3.94
<u>2016</u>	3	5	17	36	38	1	4.03
<u>2014</u>	2	6	20	37	34	<1	3.94
<u>2012</u>	3	7	19	36	36	<1	3.94
29.	Support for arts in the community						
<u>2022</u>	11	13	29	25	21	1	3.33
<u>2020</u>	8	15	27	28	21	2	3.40
<u>2018</u>	8	12	31	28	18	2	3.37
<u>2016</u>	4	13	33	31	17	2	3.43
<u>2014</u>	8	13	32	28	18	1	3.35
<u>2012</u>	8	14	32	30	15	1	3.31
30.	Community events						
<u>2022</u>	8	15	33	27	18	0	3.32
<u>2020</u>	6	17	33	29	13	3	3.28
<u>2018</u>	7	16	37	28	11	2	3.21
<u>2016</u>	5	16	37	29	10	3	3.23
<u>2014</u>	7	14	36	28	12	1	3.25
<u>2012</u>	10	14	36	32	9	<1	3.17

SCALE:	Not at all Important			Extremely Important		(Don't know)	Mean
	1	2	3	4	5		
31. City planning and response to growth ⁱⁱⁱ							
<u>2022</u>	2	5	14	28	51	1	4.23
<u>2020</u>	3	9	20	27	36	5	3.90
<u>2018</u>	5	8	24	27	33	4	3.77
<u>2016</u>	7	7	24	32	26	4	3.67
<u>2014</u>	5	6	25	29	31	4	3.79
<u>2012</u>	3	6	28	29	28	6	3.76
32. Recycling and garbage collection							
<u>2022</u>	1	3	15	32	49	0	4.26
<u>2020</u>	2	4	15	31	47	1	4.18
<u>2018</u>	2	3	17	31	47	0	4.18
<u>2016</u>	2	4	18	35	41	-	4.08
<u>2014</u>	1	4	15	37	43	-	4.16
<u>2012</u>	1	2	13	36	48	-	4.27
33. Emergency preparedness							
<u>2022</u>	1	4	17	30	47	1	4.20
<u>2020</u>	1	4	17	32	43	4	4.15
<u>2018</u>	1	4	19	31	41	3	4.12
<u>2016</u>	2	5	15	35	40	3	4.10
<u>2014</u>	1	3	22	31	38	4	4.05
<u>2012</u>	2	3	18	28	46	3	4.16
34. Protecting our natural environment							
<u>2022</u>	3	6	15	26	50	0	4.16
<u>2020</u>	2	5	18	28	45	2	4.13
<u>2018</u>	2	4	16	29	49	1	4.19
<u>2016</u>	3	3	13	36	43	1	4.15
<u>2014</u>	2	3	15	32	48	<1	4.22
<u>2012</u>	4	2	17	34	42	1	4.10
35. Services for people in need							
<u>2022</u>	7	9	22	27	33	2	3.73
<u>2020</u>	3	6	18	29	36	8	3.97
<u>2018</u>	5	6	18	34	32	5	3.87
<u>2016</u>	2	4	20	33	33	7	3.98
<u>2014</u>	2	5	18	35	35	5	4.00
<u>2012</u>	3	5	19	33	35	5	3.96

ⁱⁱⁱ In previous iterations, the item was worded as "Zoning and land use".

SCALE:	Not at all Important			Extremely Important		(Don't know)	Mean
	1	2	3	4	5		
36.	Building, permitting and inspection						
<u>2022</u>	6	10	25	28	29	2	3.65
<u>2020</u>	7	13	26	27	18	10	3.40
<u>2018</u>	5	9	27	29	24	6	3.62
<u>2016</u>	6	9	30	27	19	8	3.49
37.	Ensuring affordable housing options for seniors, low income and working-class residents						
<u>2022</u>	10	12	20	22	35	1	3.61
<u>2020</u>	8	11	20	20	35	6	3.66
<u>2018</u>	10	10	20	25	32	3	3.62
38.	Support for an inclusive and welcoming community						
<u>2022</u>	10	8	20	29	32	1	3.64
<u>2020</u>	6	8	18	27	36	6	3.85

(END RANDOMIZE)

39INT. I am going to read you the same list again, and this time, please tell me how well you think the City is doing in each area. Use an A through F grading scale where A means Excellent, B means Above Average, C is Average, D is Below Average, and F is Failing.

SCALE:	A Excellent	B Above Average	C Average	D Below Average	F Failing	(Don't know)	Grade
(RANDOMIZE)							
39.	Managing traffic flow						
2022	4	22	39	23	10	1	2.88
2020	9	29	35	18	8	2	3.15
2018	8	27	34	16	13	2	3.02
2016	6	32	37	14	8	2	3.15
2014	6	32	39	14	6	3	3.17
2012	9	46	29	9	4	3	3.48
40.	Maintaining streets						
2022	9	33	40	13	5	0	3.29
2020	20	42	28	6	3	1	3.70
2018	17	44	27	8	3	1	3.65
2016	16	43	30	7	2	1	3.64
2014	16	45	27	9	3	2	3.62
2012	13	42	34	7	2	2	3.58
41.	Recreation programs and classes						
2022	12	33	40	3	2	10	3.56
2020	25	39	20	4	1	11	3.93
2018	25	40	19	2	0	14	4.01
2016	22	36	21	2	1	18	3.91
2014	24	41	19	1	<1	15	4.03
2012	17	39	16	5	1	21	3.84
42.	City parks						
2022	23	47	24	3	2	1	3.88
2020	42	35	16	4	2	2	4.14
2018	41	43	13	1	0	2	4.24
2016	39	42	13	1	1	4	4.20
2014	39	43	13	2	1	3	4.21
2012	28	47	16	3	1	5	4.04
43.	Fire and emergency medical services						
2022	25	44	23	2	1	5	3.95
2020	47	31	13	2	1	5	4.29
2018	54	33	5	1	0	7	4.49
2016	48	36	7	2	1	6	4.37
2014	51	31	6	1	<1	10	4.45
2012	47	31	8	2	1	11	4.36

SCALE:	A Excellent	B Above Average	C Average	D Below Average	F Failing	(Don't know)	Grade
44. Police services							
<u>2022</u>	17	38	34	4	3	4	3.63
<u>2020</u>	31	34	22	4	2	6	3.92
<u>2018</u>	43	39	10	2	1	4	4.28
<u>2016</u>	40	38	12	3	3	4	4.15
<u>2014</u>	40	36	12	3	1	7	4.19
<u>2012</u>	40	35	11	4	3	7	4.12
45. Support for neighborhoods							
<u>2022</u>	6	25	48	9	4	9	3.22
<u>2020</u>	12	39	30	7	0	12	3.62
<u>2018</u>	13	36	31	6	1	14	3.62
<u>2016</u>	12	39	29	4	2	14	3.64
<u>2014</u>	12	39	25	5	1	18	3.67
<u>2012</u>	11	31	28	4	3	23	3.56
46. Attracting and keeping businesses in Kirkland							
<u>2022</u>	8	30	42	10	4	6	3.29
<u>2020</u>	11	42	25	11	4	8	3.50
<u>2018</u>	14	37	27	6	4	12	3.58
<u>2016</u>	12	34	28	7	5	13	3.45
<u>2014</u>	10	34	29	7	4	14	3.47
<u>2012</u>	10	27	28	14	5	17	3.26
47. Pedestrian safety							
<u>2022</u>	13	41	36	5	3	2	3.57
<u>2020</u>	27	39	25	5	1	3	3.89
<u>2018</u>	27	46	19	4	1	3	3.98
<u>2016</u>	26	45	21	4	1	3	3.92
<u>2014</u>	29	40	20	6	1	5	3.95
<u>2012</u>	27	44	18	4	1	6	3.98
48. Bike safety							
<u>2022</u>	8	38	40	7	2	4	3.45
<u>2020</u>	19	42	26	6	1	7	3.76
<u>2018</u>	15	39	28	5	2	10	3.66
<u>2016</u>	13	43	31	4	1	8	3.67
<u>2014</u>	11	39	29	5	2	14	3.60
<u>2012</u>	13	38	25	7	2	16	3.65

SCALE:	A Excellent	B Above Average	C Average	D Below Average	F Failing	(Don't know)	Grade
49.	Availability of sidewalks and walking paths						
<u>2022</u>	12	41	34	8	4	1	3.50
<u>2020</u>	27	35	27	7	2	1	3.78
<u>2018</u>	22	42	26	6	1	2	3.80
<u>2016</u>	17	45	26	7	2	2	3.71
<u>2014</u>	22	41	25	9	1	3	3.75
<u>2012</u>	14	47	27	6	2	4	3.69
50.	Support for arts in the community						
<u>2022</u>	9	35	39	5	2	10	3.50
<u>2020</u>	19	42	24	6	0	9	3.82
<u>2018</u>	20	43	23	2	<1	10	3.90
<u>2016</u>	18	43	20	4	2	14	3.83
<u>2014</u>	18	43	19	4	1	15	3.86
<u>2012</u>	17	38	22	5	1	17	3.81
51.	Community events						
<u>2022</u>	12	35	41	5	1	6	3.55
<u>2020</u>	23	39	26	4	1	7	3.83
<u>2018</u>	23	41	22	4	<1	10	3.90
<u>2016</u>	19	44	22	2	1	12	3.88
<u>2014</u>	20	43	23	3	1	10	3.89
<u>2012</u>	16	41	25	4	1	14	3.79
52.	City planning and response to growth ^{iv}						
<u>2022</u>	5	23	33	20	13	6	2.86
<u>2020</u>	6	30	36	14	5	8	3.19
<u>2018</u>	6	27	31	11	8	17	3.14
<u>2016</u>	6	29	28	10	7	19	3.20
<u>2014</u>	6	28	28	12	6	20	3.19
<u>2012</u>	4	26	25	9	6	29	3.20
53.	Recycling and garbage collection						
<u>2022</u>	21	42	32	3	1	1	3.80
<u>2020</u>	41	39	15	3	1	1	4.19
<u>2018</u>	48	38	11	2	0	1	4.32
<u>2016</u>	46	39	11	2	1	1	4.30
<u>2014</u>	49	36	10	3	1	2	4.32
<u>2012</u>	45	39	10	2	2	2	4.27

^{iv} In previous iterations, the item was worded as "Zoning and land use".

SCALE:	A Excellent	B Above Average	C Average	D Below Average	F Failing	(Don't know)	Grade
54. Emergency preparedness							
<u>2022</u>	8	29	41	5	1	15	3.44
<u>2020</u>	18	37	23	5	1	16	3.78
<u>2018</u>	17	35	21	3	1	22	3.81
<u>2016</u>	18	31	24	3	2	22	3.78
<u>2014</u>	14	27	21	4	1	33	3.73
<u>2012</u>	14	29	18	5	2	32	3.70
55. Protecting our natural environment							
<u>2022</u>	11	39	35	7	4	3	3.49
<u>2020</u>	22	47	20	4	2	5	3.87
<u>2018</u>	19	46	25	3	2	5	3.80
<u>2016</u>	20	49	19	3	2	7	3.87
<u>2014</u>	19	47	21	2	1	10	3.89
<u>2012</u>	17	43	21	4	2	13	3.81
56. Services for people in need							
<u>2022</u>	6	21	43	8	5	16	3.19
<u>2020</u>	7	29	33	9	1	21	3.39
<u>2018</u>	4	26	29	9	3	30	3.28
<u>2016</u>	9	27	28	2	2	32	3.58
<u>2014</u>	7	30	25	4	1	34	3.58
<u>2012</u>	9	28	20	4	1	38	3.64
57. Building, permitting and inspection							
<u>2022</u>	4	22	41	9	8	15	3.05
<u>2020</u>	9	30	24	9	5	22	3.36
<u>2018</u>	9	25	22	10	8	26	3.24
<u>2016</u>	8	26	27	5	5	28	3.37
58. Ensuring affordable housing options for seniors, low income and working-class residents							
<u>2022</u>	3	16	35	20	14	12	2.73
<u>2020</u>	5	14	32	21	13	16	2.74
<u>2018</u>	4	12	25	21	15	23	2.60
59. Support for an inclusive and welcoming community							
<u>2022</u>	11	29	41	6	3	10	3.44
<u>2020</u>	12	36	28	9	3	13	3.54

(END RANDOMIZE)

	<u>2012</u>	<u>2014</u>	<u>2016</u>	<u>2018</u>	<u>2020</u>	<u>2022</u>
60. Thinking about the types of stores, goods and services available in Kirkland, would you say that you are very satisfied, satisfied, dissatisfied, or very dissatisfied with the availability of goods and services in Kirkland?						
Very satisfied	21	21	22	23	24	21
Satisfied	60	59	61	67	61	59
Dissatisfied	14	17	14	8	10	15
Very dissatisfied	3	3	2	2	3	3
(Don't know/Refused)	2	1	2	1	2	1
61. In general, how safe do you feel walking alone in your neighborhood during the day ? Would you say very safe, safe, somewhat unsafe, or very unsafe?						
Very safe	71	79	74	76	70	60
Safe	27	18	23	22	22	33
Somewhat unsafe	1	2	2	2	4	5
Very unsafe	<1	<1	1	<1	2	1
(Don't know/Refused)	<1	<1	<1	<1	2	0
62. In general, how safe do you feel walking alone in your neighborhood after dark ? Would you say very safe, safe, somewhat unsafe, or very unsafe?						
Very safe	34	40	38	37	33	27
Safe	45	43	44	42	45	47
Somewhat unsafe	16	14	12	16	15	21
Very unsafe	4	2	3	4	4	4
(Don't know/Refused)	2	2	3	2	3	1
63. (IF EITHER 60 OR Q61=3 OR 4, SOMEWHAT OR VERY UNSAFE; n=261) Why do you feel unsafe? (OPEN ENDED QUESTION, VERBATIM RESPONSES CODED INTO CATEGORIES)						
Crime	-	26	30	29	29	34
Being a woman	-	-	-	8	13	5
Lack of streetlights/Dark	-	35	29	17	10	23
Strangers	-	12	12	20	8	21
Nighttime is unsafe	-	14	18	5	7	13
No sidewalks	-	7	11	9	2	5
Lack of police/law enforcement/Response times	-	-	-	-	-	5
Traffic/Near freeway	-	-	-	-	-	2
General feeling	-	-	-	-	-	2
Other/Nothing	-	7	8	9	11	6
Don't know	-	-	-	3	11	3

	<u>2012</u>	<u>2014</u>	<u>2016</u>	<u>2018</u>	<u>2020</u>	<u>2022</u>
64. In general, how satisfied are you with your neighborhood's infrastructure such as streets and sidewalks, and roadside landscaping? Are you very satisfied, somewhat satisfied, somewhat dissatisfied, or very dissatisfied?						
Very satisfied	27	32	34	32	31	29
Somewhat satisfied	55	50	47	49	52	49
Somewhat dissatisfied	14	13	14	14	12	16
Very dissatisfied	4	5	3	5	5	7
(Don't know/Refused)	27	32	34	1	1	0

65INT. The following are things that some people have done to prepare their household for disasters or emergencies. Please tell me which of the following you have done at your home. Have you...

SCALE:	Yes	No	(Don't know)
(RANDOMIZE)			
65. Stored seven days of food and water for use in the event of an emergency?			
<u>2022</u>	52	46	2
<u>2020</u>	67	30	3
<u>2018</u>	62	36	2
<u>2016</u>	65	34	1
<u>2014</u>	62	37	1
<u>2012</u>	70	29	1
66. Put together a kit for the car, with things like food, flashlights, blankets, and tire chains?			
<u>2022</u>	49	50	1
<u>2020</u>	52	43	5
<u>2018</u>	48	50	2
<u>2016</u>	54	45	1
<u>2014</u>	50	50	1
<u>2012</u>	48	52	<1
67. Established a plan to communicate with friends or relatives out of state?			
<u>2022</u>	47	51	2
<u>2020</u>	53	42	5
<u>2018</u>	53	46	1
<u>2016</u>	47	50	2
<u>2014</u>	48	50	2
<u>2012</u>	51	47	2

	Yes	No	(Don't know)
68. Put active, working smoke detectors in your home?			
<u>2022</u>	92	7	1
<u>2020</u>	92	6	2
<u>2018</u>	98	1	1
<u>2016</u>	95	4	1
<u>2014</u>	97	2	<1
<u>2012</u>	96	4	1

(END RANDOMIZE)

	<u>2012</u>	<u>2014</u>	<u>2016</u>	<u>2018</u>	<u>2020</u>	<u>2022</u>
69. In general, how well-informed would you say you are about Kirkland City government? Would you say you are well informed, somewhat informed, or not very informed?						
Well informed	11	10	12	15	15	17
Somewhat informed	46	45	51	47	51	52
Not very informed	43	45	36	37	31	32
(Don't know/Refused)	-	<1	1	1	3	0
70. What is your primary source of information for finding out what is going on with Kirkland City government? (OPEN ENDED QUESTION, VERBATIM RESPONSES CODED INTO CATEGORIES)						
(City webpage)	10	13	18	12	16	15
(City Newsletter)	16	16	18	19	14	11
(City email list)	6	3	5	4	6	10
(Facebook)	1	2	5	5	7	9
(City Television Channel)	6	5	7	6	10	8
(Kirkland Reporter)	31	31	26	19	12	7
(City TV Online)	-	-	-	4	5	7
(Neighborhood association meetings)	5	5	6	6	4	5
(Twitter)	1	1	0	1	3	3
(Nextdoor)	-	-	-	1	4	2
(Local Blogs)	3	2	3	1	1	2
(Word of mouth)	6	-	2	6	-	-
(Internet)	-	-	1	6	-	-
None	5	4	3	5	4	3
Other	3	14	2	6	13	16
Don't know/Not applicable	4	4	4	0	2	1

My last questions are for statistical purposes only.

	<u>2012</u>	<u>2014</u>	<u>2016</u>	<u>2018</u>	<u>2020</u>	<u>2022</u>
71. Which of the following best describes you at this time? Are you...						
Self-employed or a business owner	17	15	14	14	15	15
Employed in the public sector, like a governmental agency or educational institution	10	13	12	12	16	12
Employed in private business	36	41	42	42	34	42
An unpaid worker, such as parenting children at home	-	-	-	-	4	3
Not working right now/(Unemployed)	14	10	9	8	8	3
Retired	21	20	21	23	18	20
Other	-	-	-	-	4	2
(Don't know/Refused)	2	1	2	1	1	3
72. Which of the following best describes you at this time? Are you...						
Single with no children at home	26	23	22	17	24	20
A couple with no children at home	29	35	29	33	33	36
Single with children at home	7	4	6	5	11	6
A couple with children at home	33	35	37	40	29	32
Other	1	2	2	3	1	2
(Don't know/Refused)	3	2	3	2	3	3
73. (IF RESPONDENT AGE<65 OR Q2=REFUSED; n=769) Are there any seniors age 65 or older living in your home?						
Yes	-	-	-	-	18	10
No	-	-	-	-	78	87
(Don't Know/Refused)	-	-	-	-	4	4

	<u>2012</u>	<u>2014</u>	<u>2016</u>	<u>2018</u>	<u>2020</u>	<u>2022</u>
74. And finally is there any topic we did not cover that is important to you?						
City services (police, fire, etc.)	-	-	9	10	7	13
Infrastructure	-	-	13	9	4	4
Affordable housing/Affordability	-	-	6	15	3	4
Homelessness	-	-	3	2	3	4
Overdevelopment	-	-	-	10	2	4
Traffic	-	-	6	5	1	4
Education	-	-	12	9	11	3
Government officials	-	-	6	5	9	3
Public transportation	-	-	12	6	6	2
Diversity/Equality/Racism	-	-	3	0	16	-
COVID-19	-	-	-	-	5	-
Parks/Recreation	-	-	7	6	-	-
Other/Not sure	-	-	17	10	32	6
No answer	-	-	9	13	2	53

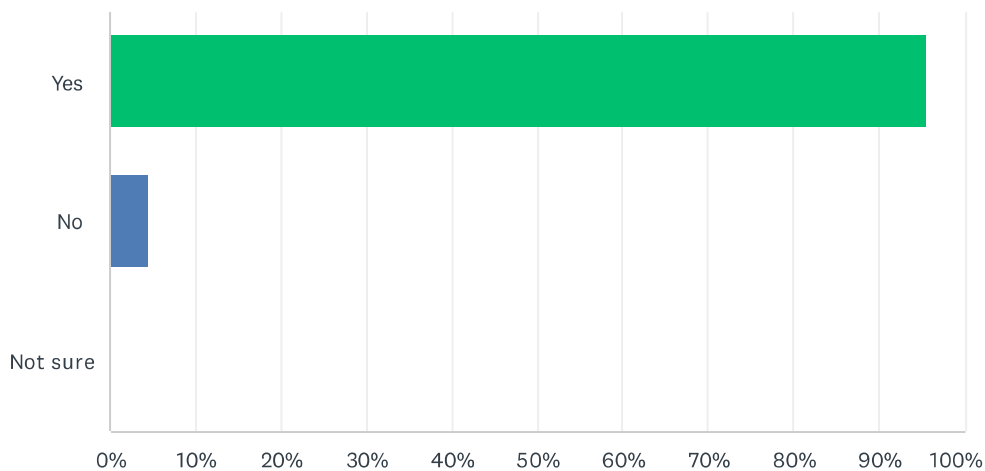
THANK YOU!

Language of Interview (LOI)

English	99
Chinese	1
Spanish	1
Russian	<1

Q1 Do you live in Kirkland?

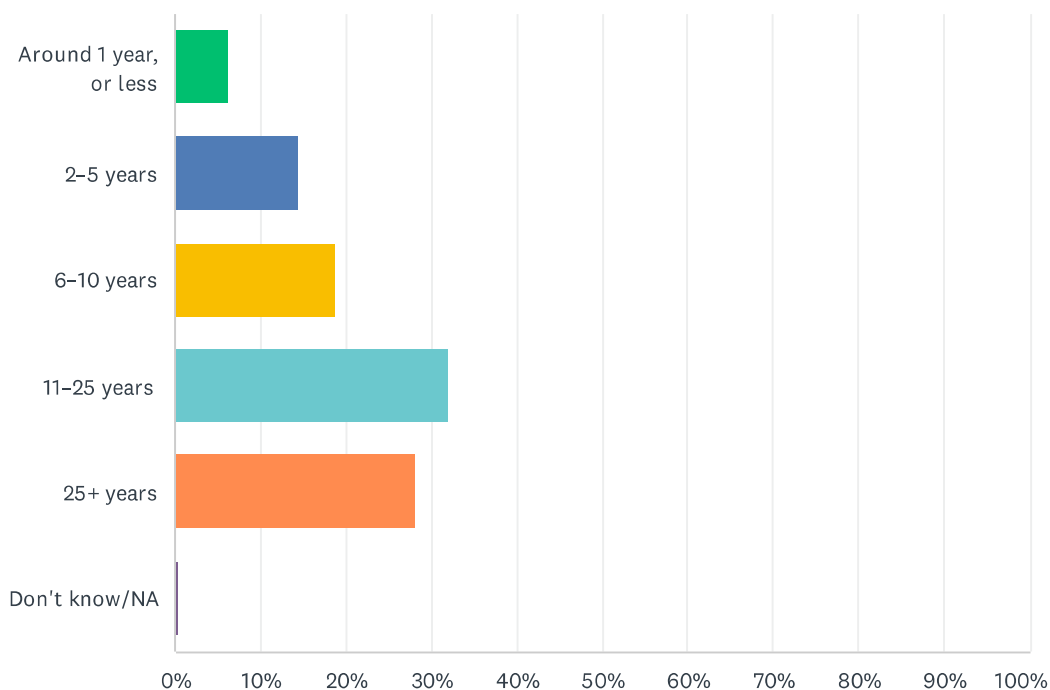
Answered: 665 Skipped: 2



ANSWER CHOICES	RESPONSES	
Yes	95.49%	635
No	4.51%	30
Not sure	0.00%	0
TOTAL		665

Q2 How many years have you lived in Kirkland? (optional)

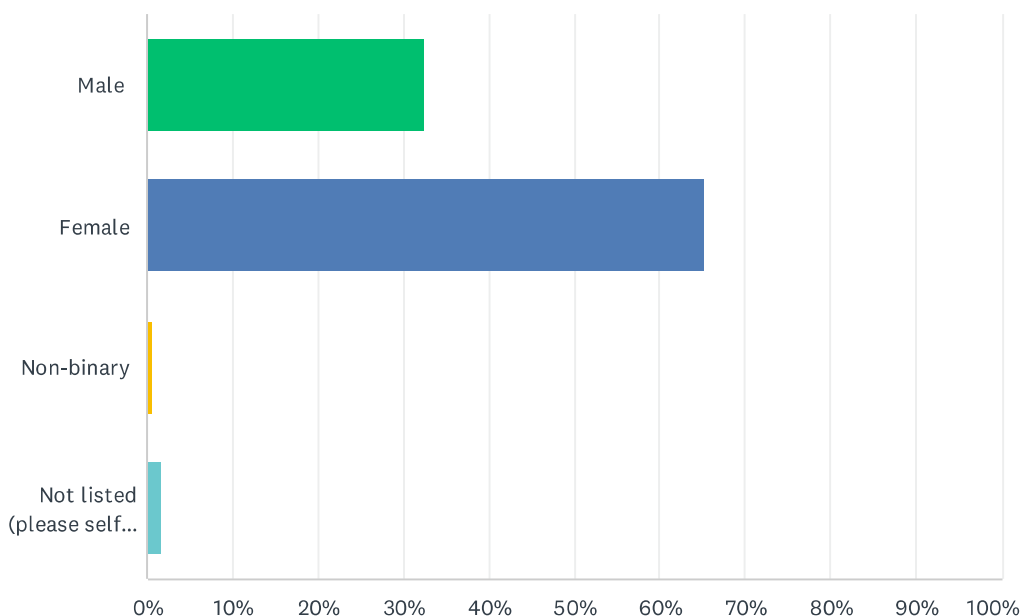
Answered: 623 Skipped: 44



ANSWER CHOICES	RESPONSES	
Around 1 year, or less	6.10%	38
2-5 years	14.45%	90
6-10 years	18.78%	117
11-25 years	31.94%	199
25+ years	28.25%	176
Don't know/NA	0.48%	3
TOTAL		623

Q3 With what gender do you identify? (optional)

Answered: 620 Skipped: 47

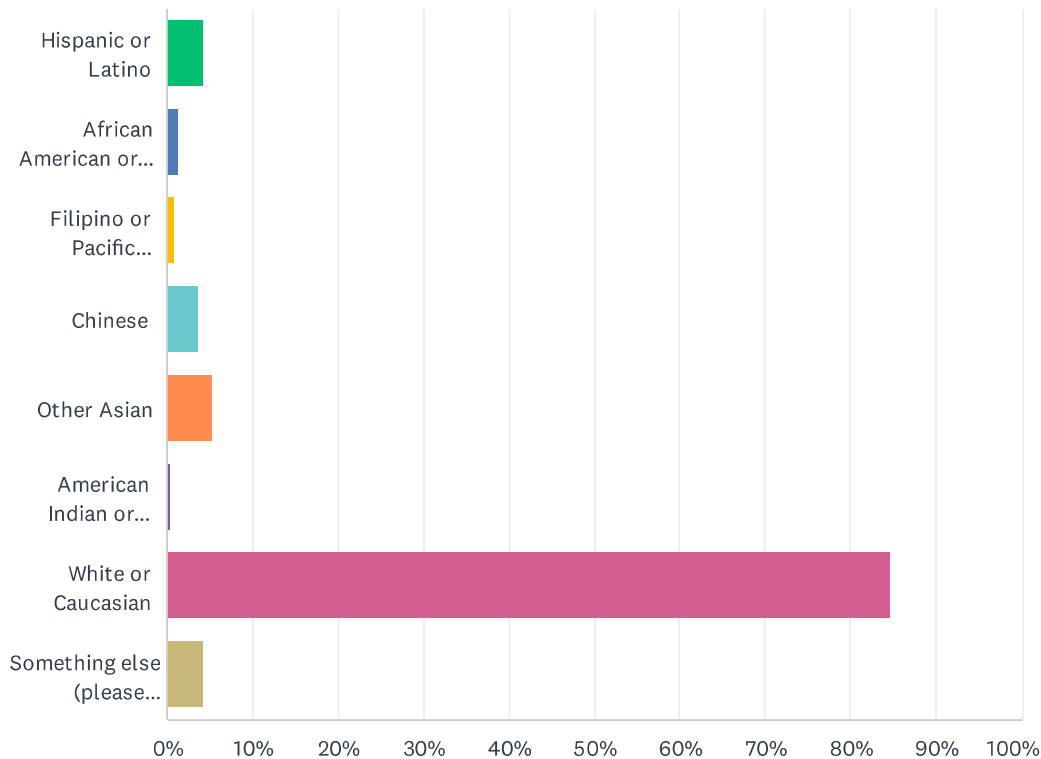


ANSWER CHOICES	RESPONSES
Male	32.42% 201
Female	65.32% 405
Non-binary	0.65% 4
Not listed (please self describe)	1.61% 10
TOTAL	620

#	NOT LISTED (PLEASE SELF DESCRIBE)	DATE
1	Science states there are only two genders	7/18/2022 4:11 PM
2	Fucking hell - men have balls, women have holes. Fuck this non binary crap. Sweet should look down her own hole.	7/17/2022 2:54 PM
3	Trans masculine	7/17/2022 2:21 PM
4	Someone with a set of balls - not like Penny Sweet	7/11/2022 12:11 PM
5	Female. Stop adding ridiculous options!	7/10/2022 10:04 AM
6	Stupid question. There's only 2 genders.	7/10/2022 5:45 AM
7	"to you identify"? Get an editor, you fools.	7/3/2022 8:09 PM
8	Up	6/29/2022 4:17 PM
9	Not relevant	6/28/2022 2:30 PM
10	J	6/28/2022 11:44 AM

Q4 Do you consider yourself to be... (Please select all that apply) (optional)

Answered: 598 Skipped: 69



ANSWER CHOICES	RESPONSES	
Hispanic or Latino	4.18%	25
African American or Black	1.34%	8
Filipino or Pacific Islander	0.84%	5
Chinese	3.68%	22
Other Asian	5.35%	32
American Indian or Native American or Alaska Native	0.33%	2
White or Caucasian	84.62%	506
Something else (please specify)	4.35%	26
Total Respondents: 598		

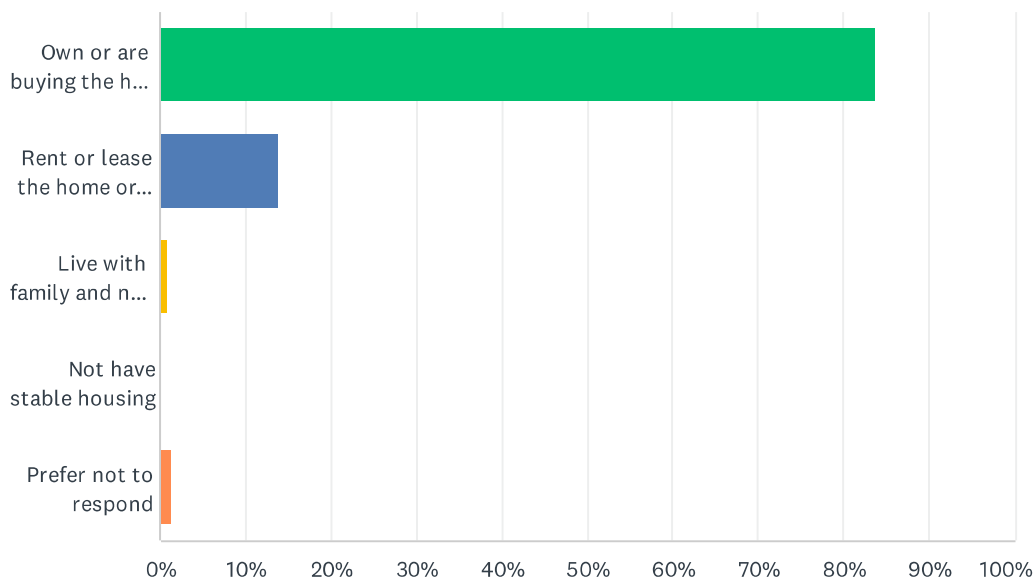
#	SOMETHING ELSE (PLEASE SPECIFY)	DATE
1	Jewish	7/19/2022 7:48 PM
2	0	7/18/2022 10:22 PM
3	East European	7/18/2022 9:05 PM

2022 Kirkland Community Survey

4	Anerican	7/18/2022 7:33 PM
5	Non-binary flesh colored	7/18/2022 4:11 PM
6	HongKonger	7/18/2022 1:05 PM
7	American - someone who respects the constitution unlike that little piggy Harris and her fuck buddy Karp.	7/17/2022 2:54 PM
8	White - like Donald Trump	7/11/2022 12:11 PM
9	Stop dividing people, and continuously reminding them they belong to "another" group!	7/10/2022 10:04 AM
10	In binary	7/10/2022 9:20 AM
11	Human	7/5/2022 8:15 PM
12	Mixed	7/4/2022 3:54 PM
13	Human.	7/3/2022 8:09 PM
14	Multi-racial/ethnic	7/3/2022 1:11 PM
15	x	7/2/2022 11:51 AM
16	Human	7/1/2022 11:10 AM
17	Middle eastern american	6/29/2022 3:41 PM
18	Ashkenazi	6/29/2022 1:54 PM
19	Australian	6/29/2022 1:37 PM
20	Ukrainian	6/29/2022 12:21 AM
21	Biracial	6/28/2022 4:47 PM
22	Not relevant	6/28/2022 2:30 PM
23	IDK	6/28/2022 12:28 PM
24	East Indian and Polish	6/28/2022 11:03 AM
25	Two or more	6/28/2022 10:56 AM
26	Persian	6/28/2022 10:19 AM

Q5 Do you... (optional)

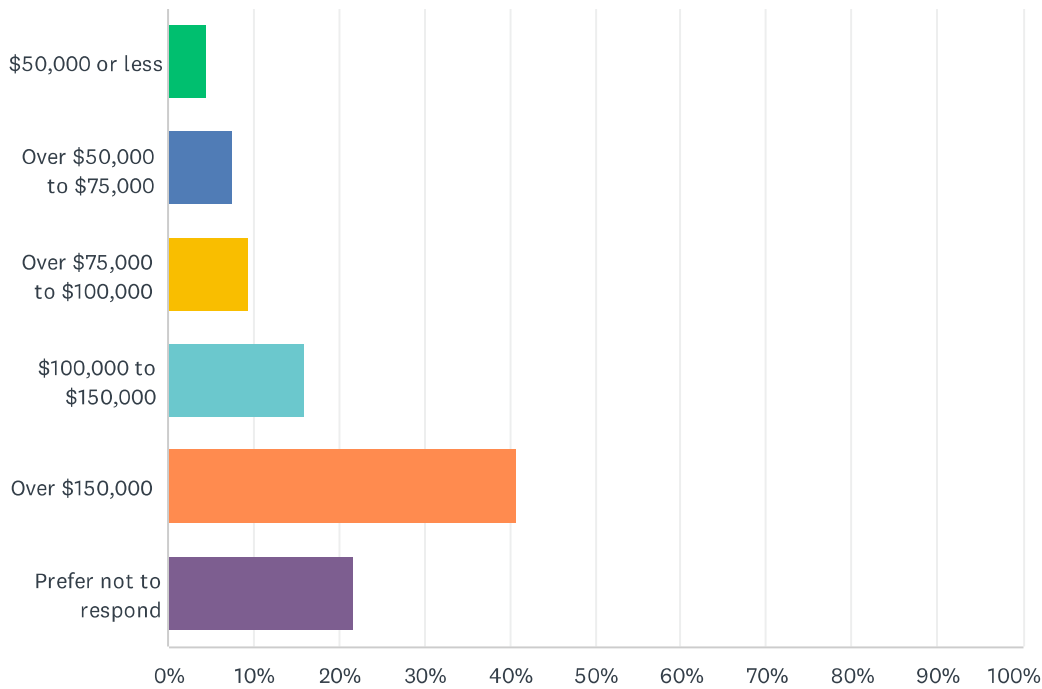
Answered: 639 Skipped: 28



ANSWER CHOICES	RESPONSES	
Own or are buying the home or apartment where you live	83.88%	536
Rent or lease the home or apartment where you live	13.93%	89
Live with family and not pay rent	0.94%	6
Not have stable housing	0.00%	0
Prefer not to respond	1.25%	8
TOTAL		639

Q6 What category best describes your approximate household income, before taxes, for 2022? (optional)

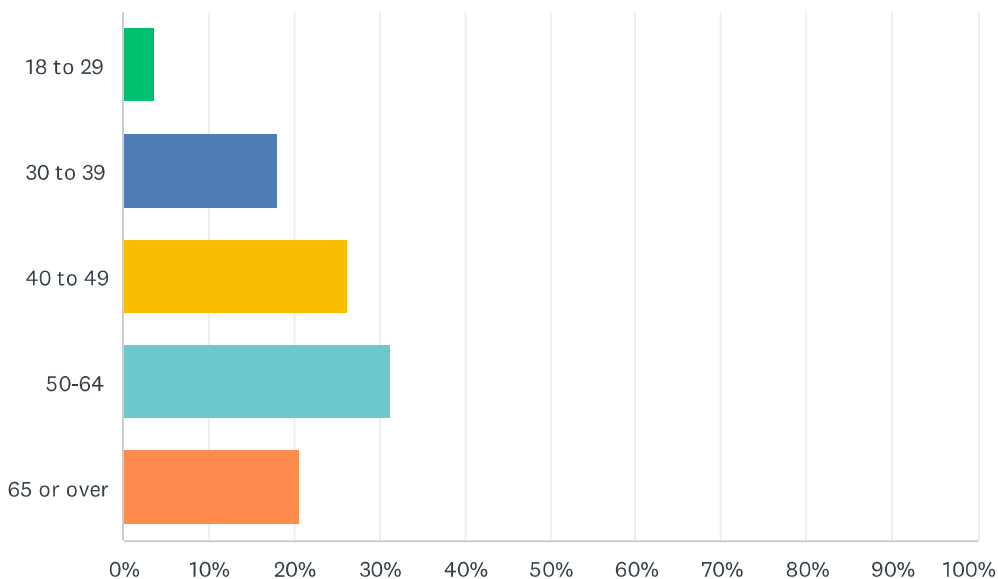
Answered: 618 Skipped: 49



ANSWER CHOICES	RESPONSES	
\$50,000 or less	4.53%	28
Over \$50,000 to \$75,000	7.44%	46
Over \$75,000 to \$100,000	9.39%	58
\$100,000 to \$150,000	16.02%	99
Over \$150,000	40.78%	252
Prefer not to respond	21.84%	135
TOTAL		618

Q7 What age group are you in? (optional)

Answered: 622 Skipped: 45

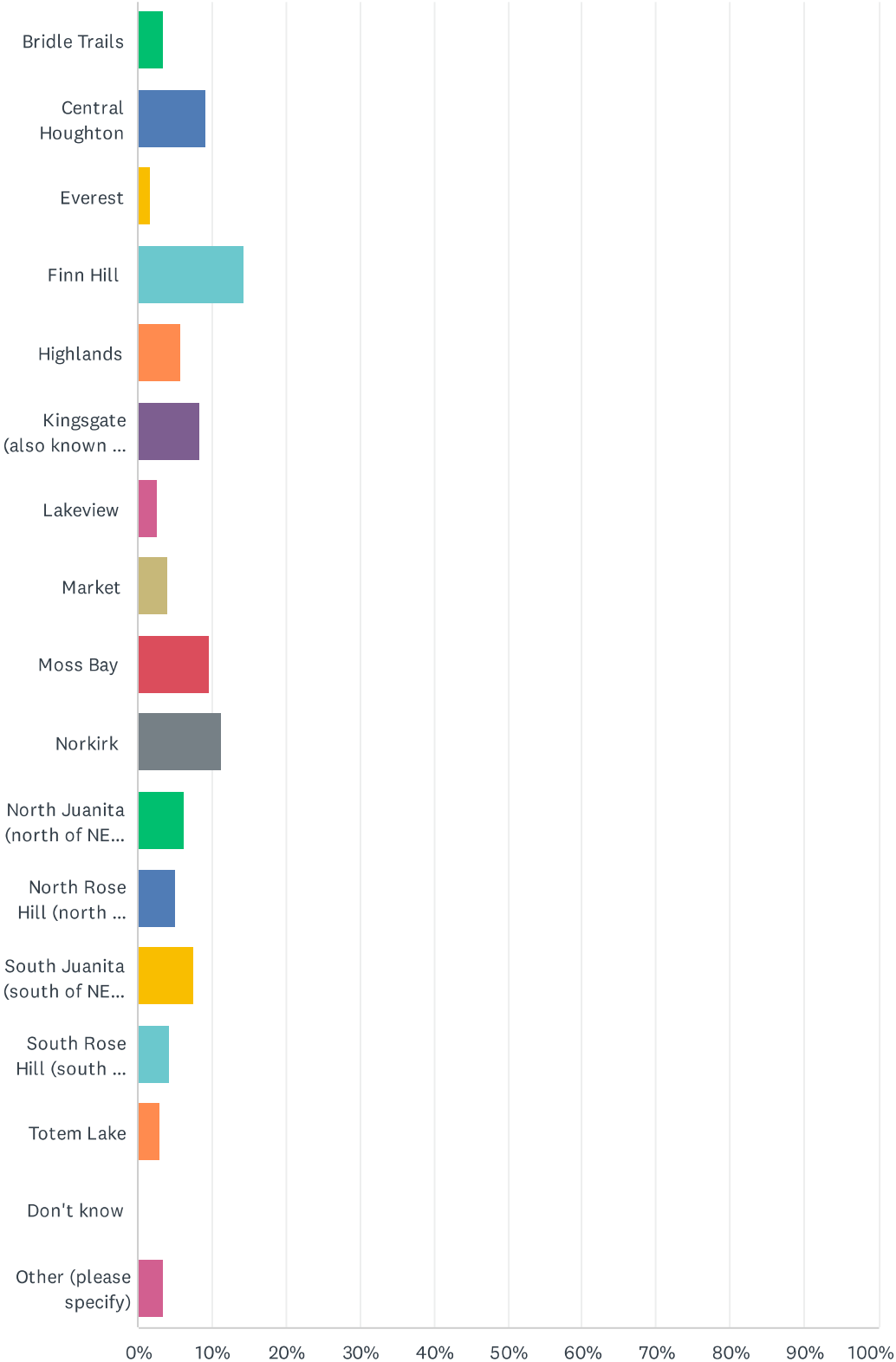


ANSWER CHOICES	RESPONSES	
18 to 29	3.70%	23
30 to 39	18.17%	113
40 to 49	26.21%	163
50-64	31.35%	195
65 or over	20.58%	128
TOTAL		622

Q8 What neighborhood do you live in? Not sure what neighborhood you live in? Find out on the City's webpage.

Answered: 629 Skipped: 38

2022 Kirkland Community Survey



2022 Kirkland Community Survey

ANSWER CHOICES	RESPONSES	
Bridle Trails	3.50%	22
Central Houghton	9.22%	58
Everest	1.75%	11
Finn Hill	14.31%	90
Highlands	5.72%	36
Kingsgate (also known as Evergreen Hill)	8.27%	52
Lakeview	2.54%	16
Market	3.97%	25
Moss Bay	9.70%	61
Norkirk	11.29%	71
North Juanita (north of NE 124th)	6.20%	39
North Rose Hill (north of NE 85th)	5.09%	32
South Juanita (south of NE 124th)	7.47%	47
South Rose Hill (south of NE 85th)	4.29%	27
Totem Lake	3.02%	19
Don't know	0.32%	2
Other (please specify)	3.34%	21
TOTAL		629

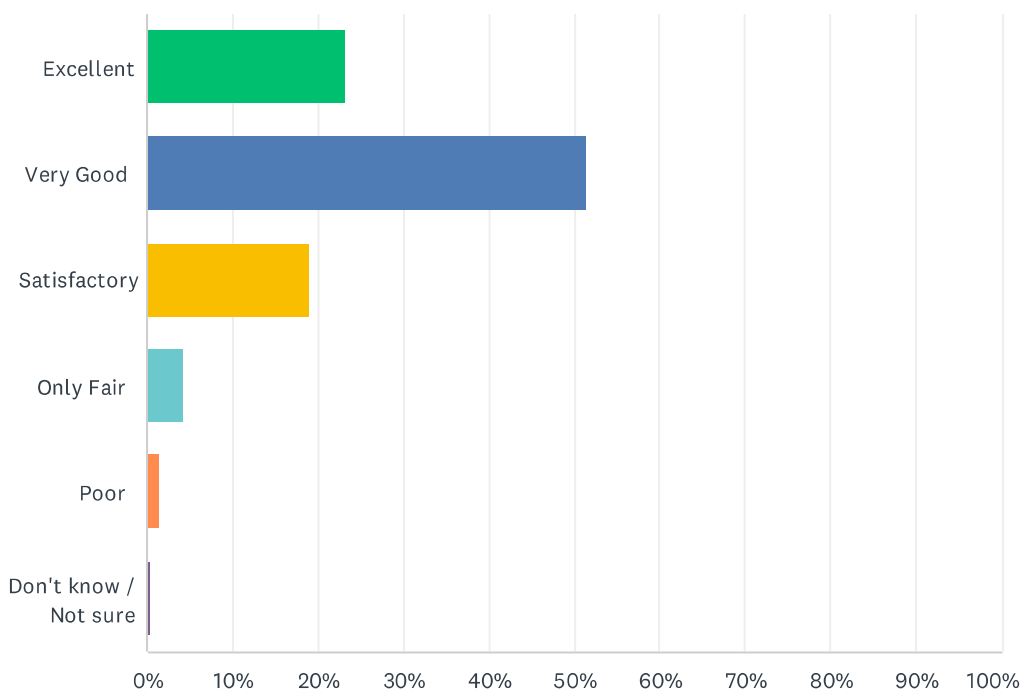
#	OTHER (PLEASE SPECIFY)	DATE
1	off Juanita Drive	7/19/2022 7:23 PM
2	I only work in Kirkland.	7/18/2022 6:21 PM
3	live outside Kirkland and work in Kirkland	7/18/2022 3:52 PM
4	Holmes point	7/18/2022 1:50 PM
5	Village of Blue Gables	7/18/2022 1:38 PM
6	Redmond/Grass Lawn	7/13/2022 10:19 PM
7	Downtown	7/11/2022 8:26 PM
8	Kenmore resident, Kirkland employee	7/5/2022 10:37 AM
9	Grasslawn area, border of Redmond & Kirkland	7/3/2022 4:07 PM
10	Goat Hill	7/2/2022 2:52 PM
11	Houghton	7/1/2022 8:41 AM
12	Queensgate	6/30/2022 11:46 PM
13	Juanita	6/30/2022 8:17 PM
14	Juanita	6/29/2022 9:56 PM
15	Queensgate	6/29/2022 8:37 PM

2022 Kirkland Community Survey

16	Don't live in Kirkland - Work in Kirkland	6/29/2022 4:33 PM
17	Juanita	6/29/2022 12:21 AM
18	High Woodlands	6/28/2022 2:55 PM
19	Kingsgate	6/28/2022 2:30 PM
20	So houghton	6/28/2022 11:25 AM
21	Seattle	6/28/2022 11:04 AM

Q9 How would you rate Kirkland as a place to live?

Answered: 572 Skipped: 95



ANSWER CHOICES	RESPONSES	
Excellent	23.25%	133
Very Good	51.40%	294
Satisfactory	18.88%	108
Only Fair	4.37%	25
Poor	1.57%	9
Don't know / Not sure	0.52%	3
TOTAL		572

Q10 What do you like best about living in Kirkland? Please give only one answer.

Answered: 510 Skipped: 157

#	RESPONSES	DATE
1	parks	7/20/2022 11:43 PM
2	It is quiet and unexciting in a very reassuring and consistent way.	7/20/2022 8:56 PM
3	Small community and quaint city	7/20/2022 8:23 PM
4	Proximity to breweries and wineries in Woodinville.	7/20/2022 5:55 PM
5	All the beautiful natural forest	7/20/2022 12:51 PM
6	Natural beauty everywhere you look.	7/20/2022 11:36 AM
7	Access to the waterfront.	7/20/2022 10:54 AM
8	Views of Lake Washington.	7/20/2022 10:23 AM
9	I love how unique Kirkland is and how it embracing community	7/20/2022 9:38 AM
10	Proximity to Bellevue and lake. Many parks and convenient life.	7/20/2022 9:23 AM
11	Small downtown feel, safe, water, trees	7/20/2022 8:34 AM
12	Kirkland in general feels like a safe city. The city is responsive to the community, feedback and concerns.	7/20/2022 8:28 AM
13	Proximity; to cities/freeways/parks	7/20/2022 5:11 AM
14	Is clean and well maintained	7/20/2022 12:47 AM
15	I like that there are family neighbors. With single family homes to raise kids with yards. I like trees, and and a view of the lake when driving or walking around.	7/19/2022 11:29 PM
16	The nature around us (on Finn Hill)	7/19/2022 10:57 PM
17	Easy access to outdoor activities	7/19/2022 10:11 PM
18	Quiet neighborhood, lakes and parks	7/19/2022 10:00 PM
19	Lake. Being able to live in non populated area.	7/19/2022 8:48 PM
20	Green spaces, parks, beaches, etc	7/19/2022 8:42 PM
21	Convenient	7/19/2022 8:11 PM
22	Beautiful surroundings	7/19/2022 7:50 PM
23	beauty surroundings	7/19/2022 7:25 PM
24	It's ok	7/19/2022 6:45 PM
25	The downtown	7/19/2022 6:33 PM
26	Fairly safe	7/19/2022 6:28 PM
27	Beautiful parks/open space	7/19/2022 5:18 PM
28	Amenities	7/19/2022 4:38 PM
29	Good people	7/19/2022 4:33 PM
30	Small town feel	7/19/2022 2:16 PM

2022 Kirkland Community Survey

31	Schools.	7/19/2022 2:12 PM
32	the lake	7/19/2022 1:31 PM
33	Safe & clean w/ a council dedicated to improvements	7/19/2022 12:27 PM
34	Waterfront	7/19/2022 11:39 AM
35	I like the access to parks	7/19/2022 11:27 AM
36	Walkability	7/19/2022 11:19 AM
37	Walkable	7/19/2022 11:12 AM
38	Friendly neighbors.	7/19/2022 11:06 AM
39	Sense of community	7/19/2022 10:55 AM
40	Walkable neighborhood and streets.	7/19/2022 10:54 AM
41	Nice people, mostly	7/19/2022 10:52 AM
42	The forested parks.	7/19/2022 10:38 AM
43	Small town feel close to the lake.	7/19/2022 8:54 AM
44	Feeling of safety	7/19/2022 8:15 AM
45	Walkability	7/19/2022 8:07 AM
46	not much anymore -- City permitting staff bend over backwards for developers and stick it to the residents	7/19/2022 7:58 AM
47	variety plus safety	7/19/2022 7:50 AM
48	Close proximity to work	7/19/2022 7:45 AM
49	Have a walking small downtown full of small business, restaurants and retail and parks built around the lake.	7/19/2022 7:19 AM
50	Low crime rate	7/19/2022 7:15 AM
51	The lake and the views. The weather.	7/19/2022 7:00 AM
52	Lake	7/19/2022 6:52 AM
53	The parks are great for kids!	7/19/2022 6:39 AM
54	The beauty that God has provided, definitely not anything that Government has "provided".	7/19/2022 6:27 AM
55	Used to be small town	7/19/2022 6:17 AM
56	Location to good services	7/19/2022 5:43 AM
57	Close to my work in Redmond	7/19/2022 5:04 AM
58	Safety	7/19/2022 12:11 AM
59	Walkable, safe, open spaces and friendly	7/18/2022 11:29 PM
60	Great walkability!	7/18/2022 11:03 PM
61	Access to water.	7/18/2022 11:03 PM
62	Safety	7/18/2022 10:38 PM
63	Convenience	7/18/2022 10:23 PM
64	Downtown is always great and safe.	7/18/2022 10:09 PM
65	low crime	7/18/2022 10:01 PM
66	Parks, proximity to amenities. Positive growth	7/18/2022 9:53 PM
67	Great schools, shopping areas nearby, location regionally	7/18/2022 9:34 PM

2022 Kirkland Community Survey

68	Proximity to trails.	7/18/2022 9:29 PM
69	Quiet, safe neighborhood.	7/18/2022 9:00 PM
70	I liked that it had a small town feel with views/access to Lake Washington.	7/18/2022 8:40 PM
71	Community is quiet, residential, feels safe, and clean.	7/18/2022 8:36 PM
72	Still a small community	7/18/2022 8:26 PM
73	A big yet somewhat small town	7/18/2022 7:44 PM
74	Parks	7/18/2022 7:41 PM
75	Location	7/18/2022 7:35 PM
76	Parks, access to water	7/18/2022 7:11 PM
77	Location	7/18/2022 6:47 PM
78	Waterfront, good schools. Community	7/18/2022 6:34 PM
79	Nature	7/18/2022 6:30 PM
80	I work in Kirkland, and I love the waterfront parks.	7/18/2022 6:22 PM
81	Community and proximity to Seattle and other areas.	7/18/2022 5:55 PM
82	Diversity	7/18/2022 5:34 PM
83	My neighborhood	7/18/2022 5:23 PM
84	Small town feeling of the downtown core	7/18/2022 5:16 PM
85	Relatively safe	7/18/2022 5:13 PM
86	Friendly feel	7/18/2022 4:43 PM
87	The parks	7/18/2022 4:42 PM
88	Blend of dining and shopping options with access to nature and work opportunities.	7/18/2022 4:34 PM
89	Proximity to the lake.	7/18/2022 4:32 PM
90	the community feel	7/18/2022 4:25 PM
91	Close to shopping	7/18/2022 4:14 PM
92	Small town with so much to offer, especially the parks!	7/18/2022 3:54 PM
93	I absolutely love Kirkland. Quiet, safe, clean, lots of parks, great neighborhoods and neighbors, close to everything I need. What else do I need to be happy!	7/18/2022 3:54 PM
94	I love the diversity of my community in Kingsgate.	7/18/2022 3:53 PM
95	Water accessibility.	7/18/2022 3:32 PM
96	Size	7/18/2022 3:26 PM
97	Mostly safe community with a lot of local amenities. Centrally located to most things we want to do.	7/18/2022 3:14 PM
98	parks, water, easy accessible markets, stores restaurants etc	7/18/2022 3:12 PM
99	Community spirit	7/18/2022 3:04 PM
100	Beauty of parks	7/18/2022 2:47 PM
101	Cleanliness	7/18/2022 2:45 PM
102	Good location, close to everything	7/18/2022 2:45 PM
103	Location	7/18/2022 2:41 PM
104	I love how green everything is	7/18/2022 2:38 PM

2022 Kirkland Community Survey

105	Suburban feel but with lots of amenities	7/18/2022 2:36 PM
106	Current small town size.	7/18/2022 2:30 PM
107	Low crime, safe	7/18/2022 2:27 PM
108	The parks	7/18/2022 2:24 PM
109	Public park access to water	7/18/2022 2:24 PM
110	Location	7/18/2022 2:23 PM
111	Small town feel with better amenities	7/18/2022 2:18 PM
112	Nice downtown area, clean. Access to parks	7/18/2022 2:15 PM
113	Trees, growing diversity.	7/18/2022 2:15 PM
114	Cross Kirkland Corridor trail	7/18/2022 2:14 PM
115	Great schools	7/18/2022 2:11 PM
116	Parks	7/18/2022 2:08 PM
117	Walkable	7/18/2022 2:04 PM
118	green space	7/18/2022 1:53 PM
119	Acces to water trees sand parks good food	7/18/2022 1:52 PM
120	accessibility to walking trails and lake	7/18/2022 1:52 PM
121	The CKC. The Parks and Beaches. Support for Human Services.	7/18/2022 1:31 PM
122	Lifestyle	7/18/2022 1:29 PM
123	Safe.	7/18/2022 1:26 PM
124	The parks, the recreation, the freindly, mostly, people.	7/18/2022 1:18 PM
125	Small community feeling. It's not Bellevue littered with high rises and is close the lake and access to parks on the lake shore is great	7/18/2022 1:17 PM
126	Parks	7/18/2022 1:08 PM
127	Convenience	7/18/2022 1:07 PM
128	The combo of safety + access	7/18/2022 9:41 AM
129	Easy access to the lake and Bellevue	7/17/2022 3:44 PM
130	Well maintained parks everywhere	7/17/2022 11:00 AM
131	Convenience	7/16/2022 5:53 PM
132	Walkability, access to lake	7/16/2022 10:30 AM
133	Proximity to major highways but not hearing them	7/16/2022 9:27 AM
134	Proximity to eastside communities, being near water, amenities, diversity	7/15/2022 8:11 PM
135	Location	7/15/2022 6:13 PM
136	a feeling of community.	7/15/2022 5:23 PM
137	Lakeside parks	7/15/2022 1:07 PM
138	outdoor spaces	7/15/2022 12:28 PM
139	Walkability	7/15/2022 11:46 AM
140	Small town feel	7/15/2022 11:20 AM
141	Being near Lake Washington & Bridle Trails State Park in a designated equestrian community.	7/15/2022 10:58 AM
142	Proximity to the lake, it's parks and trails, restaurants and the small town feel of downtown	7/15/2022 10:45 AM

2022 Kirkland Community Survey

Kirkland.		
143	Our community of neighbors (we're very close)	7/15/2022 10:31 AM
144	Lake side access	7/14/2022 9:39 PM
145	Lots of parks and community feel	7/14/2022 8:40 PM
146	The beautiful environment/parks.	7/14/2022 8:29 PM
147	Our home	7/14/2022 7:16 PM
148	Location	7/14/2022 7:02 PM
149	Access to lake, small community feel.	7/14/2022 6:40 PM
150	It has great bike lanes and trails	7/14/2022 5:27 PM
151	Ease of getting around in the city, either by foot or motor vehicle	7/14/2022 5:26 PM
152	Almost all needs and interests located nearby	7/14/2022 5:22 PM
153	daily convenience	7/14/2022 5:20 PM
154	Walkable neighborhoods	7/14/2022 5:19 PM
155	Quiet	7/14/2022 5:15 PM
156	downtown area	7/14/2022 3:06 PM
157	Access to Lake Washington	7/14/2022 11:08 AM
158	Proximity to everything.	7/14/2022 8:55 AM
159	Generally safe and friendly neighborhoods	7/14/2022 8:41 AM
160	Small town living experience	7/14/2022 7:49 AM
161	Walking places	7/14/2022 7:28 AM
162	Ease of walking to shopping	7/14/2022 5:42 AM
163	quiet	7/13/2022 11:01 PM
164	Green space amd trails	7/13/2022 10:50 PM
165	Access to parks/beaches	7/13/2022 10:45 PM
166	Suburban environment with trees, low buildings, and views.	7/13/2022 10:24 PM
167	The parks, ease of movement, access to services.	7/13/2022 6:40 PM
168	Not huge. Lots of green. Well kept streets and sidewalks.	7/13/2022 4:06 PM
169	The public parks and resources for our children	7/13/2022 7:09 AM
170	Close to the water, cross Kirkland corridor	7/12/2022 10:05 PM
171	Well kept upscale neighborhood.	7/12/2022 8:42 PM
172	I feel it is a very safe place to live.	7/12/2022 9:55 AM
173	Community feel.	7/12/2022 5:25 AM
174	Walkability	7/11/2022 8:27 PM
175	Parks	7/11/2022 8:17 PM
176	A downtown core with restaurants and shops.	7/11/2022 4:36 PM
177	Safe, good police force, good neighborhood organizations, views of mountains and proximity to Lk WA	7/11/2022 4:12 PM
178	Central east side location	7/11/2022 4:03 PM
179	Access to the water.	7/11/2022 2:07 PM

2022 Kirkland Community Survey

180	The friendliness	7/11/2022 2:03 PM
181	Access to parks/trails (especially waterfront parks)	7/11/2022 11:43 AM
182	Communiy care about cleanliness	7/11/2022 10:52 AM
183	Close by amenities	7/11/2022 10:30 AM
184	Small town feel.	7/11/2022 10:03 AM
185	We loved the small town feel ... now just an overpopulated congested mess.	7/11/2022 4:43 AM
186	I like the proximity to the water.	7/10/2022 10:01 PM
187	Schools, parks/waterfront, inclusiveness, community spirit	7/10/2022 9:43 PM
188	Open public water front of Lake Washington for ALL to enjoy.	7/10/2022 8:56 PM
189	The water front downtown community.	7/10/2022 8:49 PM
190	It is walkable and feels like a small town with lots to do and amenities	7/10/2022 8:25 PM
191	Walking distance to parks, lake, and restaurants.	7/10/2022 7:37 PM
192	Small coastal town vibe	7/10/2022 7:26 PM
193	Walkable, safe downtown	7/10/2022 7:22 PM
194	It's beautiful and walkable. Everything I need is nearby. It's safe and friendly.	7/10/2022 6:51 PM
195	Safety, Lack of Crime, Clean, Good Neighbors, relatively Quiet street	7/10/2022 6:02 PM
196	Walkability	7/10/2022 2:01 PM
197	Proximity to lakefront, beautiful and well-maintained parks, and	7/10/2022 1:18 PM
198	Walkability	7/10/2022 1:00 PM
199	Easy to get around town.	7/10/2022 12:48 PM
200	Parks and open spaces. Especially the CKC	7/10/2022 12:40 PM
201	Friendly	7/10/2022 12:26 PM
202	Waterfront and parks	7/10/2022 10:59 AM
203	Too expensive, Drugs, Homelessness, Public schools and agendas, Traffic, Construction	7/10/2022 10:09 AM
204	Good location	7/10/2022 9:02 AM
205	Parks and green spaces, diversity	7/10/2022 8:42 AM
206	Proximity to everything we want and need.	7/10/2022 8:10 AM
207	Close to the water	7/10/2022 8:00 AM
208	Walking distance to everything	7/10/2022 6:44 AM
209	Close to the water	7/10/2022 5:48 AM
210	Parks	7/10/2022 5:48 AM
211	Small town vibes, big city access	7/10/2022 1:28 AM
212	The feel of a small city surrounded by the likes of Redmond and Bellevue from a population density perspective.	7/9/2022 10:43 PM
213	There's a lot of good stores, restaurants, and everything I need close by	7/9/2022 10:42 PM
214	Safe	7/9/2022 10:03 PM
215	We used to enjoy walks down to Park place as we frequented small businesses and family run restaurants.	7/9/2022 9:46 PM
216	We are next to deru so we get the quietness of the neighborhood on one side and then go to	7/9/2022 8:48 PM

2022 Kirkland Community Survey

Kirkland urban for more action! Love all the new developments in Kirkland urban and surround area		
217	Parks	7/9/2022 8:29 PM
218	The Kirkland Marina and other parks make it a great place to live.	7/9/2022 8:25 PM
219	Community	7/9/2022 8:22 PM
220	Safe	7/9/2022 8:13 PM
221	Natural area Parks and green space	7/9/2022 8:11 PM
222	Small city charm	7/9/2022 8:07 PM
223	Public Parks, safety	7/9/2022 8:07 PM
224	Location	7/9/2022 8:06 PM
225	The smaller city feel and nature.	7/9/2022 7:50 PM
226	The little charm that is left. Although the way you are going with the city that local charm will. gone. What the city has done approving all of this development is shameful. "Affordable housing" is a bogus term for these piranhas to build oversized boxes that are complex unattainable for anyone who works in town OR non tech. The city is nothing but money hungry greeds that have no loyalty whatsoever ever in maintaining any history of this town.	7/9/2022 7:37 PM
227	Small town feel/Safe	7/9/2022 7:35 PM
228	Near the waterfront.	7/9/2022 7:30 PM
229	Connection to Bellevue and Seattle events and amenities	7/9/2022 7:29 PM
230	Lots of amenities - shops, restaurants, parks, transportation.	7/9/2022 7:28 PM
231	Number of parks and out door activities	7/9/2022 7:24 PM
232	Parks!	7/9/2022 7:20 PM
233	Lake Washington	7/9/2022 7:15 PM
234	Familiar	7/9/2022 7:12 PM
235	The few parks next to the lake	7/9/2022 5:53 PM
236	The community-centered feel. Walkability	7/9/2022 5:42 PM
237	We like that it feels very safe.	7/9/2022 5:10 PM
238	Lake view.	7/9/2022 5:03 PM
239	Connected small city feel	7/9/2022 4:13 PM
240	Community feeling	7/9/2022 11:45 AM
241	Location	7/8/2022 3:33 PM
242	parks and waterfront	7/8/2022 3:19 PM
243	The kirkland beaches	7/8/2022 11:35 AM
244	The ability to walk in nature without having to drive far.	7/8/2022 11:33 AM
245	Proximity to lake, walkability, downtown core, small town charm within metropolis, active community & planned events	7/8/2022 10:35 AM
246	The services	7/8/2022 10:19 AM
247	The neighborhood	7/8/2022 9:40 AM
248	Ability to walk and bike safely in neighborhoods, lakeside, and downtown.	7/8/2022 8:45 AM
249	The feeling of being an affluent small town with easy access to Seattle	7/8/2022 8:43 AM
250	Safe community	7/8/2022 8:18 AM

2022 Kirkland Community Survey

251	Smaller urban town character	7/8/2022 8:14 AM
252	The Parks, Trails and local access to many diverse businesses	7/8/2022 7:40 AM
253	That the City is well managed and maintained by the City Staff and Council. The City is always on the forefront of change to adjust to the ever changing landscape of societal issues.	7/8/2022 7:31 AM
254	Smaller city feel without skyrise buildings. Nature like feel surrounding the neighborhoods, which seem safe to enjoy walking thru trails/neighborhoods near forbes creek to the downtown area near docks and lake seeing all the green tree and preservation of parks or warching eagles near juanita beach. also, the fact that there is a kirkland corridor for riding a bicycle/running or walking, can't wait for the expansion to be completed.	7/8/2022 6:50 AM
255	That it is a small but has the vibe of a small town.	7/7/2022 10:57 PM
256	Quality of life, low crime	7/7/2022 8:44 PM
257	Parks	7/7/2022 7:10 PM
258	safety	7/7/2022 6:44 PM
259	The parks!	7/7/2022 5:57 PM
260	Parks and trees	7/7/2022 5:40 PM
261	The nature: when I moved here I fell in love with the number of trees and access to the dense forest areas as well as wetland areas such as Juanita park and legacy trees that line the streets and complexes.	7/7/2022 5:30 PM
262	Cleanliness	7/7/2022 5:20 PM
263	Lack of population density	7/7/2022 4:05 PM
264	I live close to work	7/7/2022 2:34 AM
265	Lake Washington	7/6/2022 3:07 PM
266	Plentiful trees and water features.	7/5/2022 10:44 PM
267	Social amenities.	7/5/2022 9:37 PM
268	Safety	7/5/2022 8:22 PM
269	Feeling of small, nice, clean community	7/5/2022 5:22 PM
270	The neighborhood residents near me.	7/5/2022 4:18 PM
271	Multiple parks and lots of public waterfront	7/5/2022 2:58 PM
272	Location	7/5/2022 1:24 PM
273	A safe, welcoming place with great parks and events	7/5/2022 11:41 AM
274	The beautiful area, well maintained parks and many varied activities for all ages.	7/5/2022 11:09 AM
275	Suburban but near enough to commute to Seattle for work.	7/5/2022 10:46 AM
276	Parks	7/5/2022 10:39 AM
277	Urban spaces and bike lanes	7/5/2022 9:13 AM
278	. Location	7/5/2022 7:29 AM
279	I used to like living in Kirkland because of the lake, the nature, the unique lakeside town feel. That's been completely lost over recent years. There isn't much good to say about the place anymore.	7/4/2022 10:29 PM
280	walkable community	7/4/2022 6:03 PM
281	The scenery	7/4/2022 5:33 PM
282	Parks	7/4/2022 3:56 PM
283	Quiet, safe community	7/4/2022 11:01 AM

2022 Kirkland Community Survey

284	Small town feel with short buildings	7/4/2022 11:01 AM
285	The downtown/ waterfront area.	7/4/2022 7:56 AM
286	Inclusive efforts to serve all people.	7/4/2022 1:32 AM
287	Access to parks such as Juanita heights, oo Denny, waverly beach, Juanita beach, big Finn hill.	7/4/2022 12:30 AM
288	Location	7/3/2022 11:43 PM
289	Convenience	7/3/2022 11:22 PM
290	Community	7/3/2022 11:15 PM
291	Download area full of bars and restaurants, water parks	7/3/2022 10:29 PM
292	The people who live here and our beautiful beaches!	7/3/2022 9:06 PM
293	Prior to living in Kirkland the past 20 years, I also lived here in the '80's. Kirkland always had a quiet ease and home town feel. While that base is being cracked, I'm still grateful to live here. I'm currently financially able to live here, so my life is good.	7/3/2022 9:04 PM
294	Used to be excellent0---not so much anymore	7/3/2022 8:42 PM
295	The geography and being close to water and downtown Kirkland	7/3/2022 8:17 PM
296	Still feels like a small town, even though it ain't anymore.	7/3/2022 8:12 PM
297	The lakeside waterfront.	7/3/2022 7:41 PM
298	Parks and greenery	7/3/2022 7:01 PM
299	Lack of crime	7/3/2022 6:59 PM
300	Proximity to everything.	7/3/2022 6:44 PM
301	Proximity to the lakefront	7/3/2022 6:18 PM
302	Access to waterfront, view, and community	7/3/2022 6:06 PM
303	Green spaces	7/3/2022 6:00 PM
304	Being close to downtown	7/3/2022 5:23 PM
305	Schools	7/3/2022 4:54 PM
306	Not much anymore	7/3/2022 4:53 PM
307	Small town city, local place to see.	7/3/2022 4:45 PM
308	easy access to Seattle/Bellevue, without having to live there	7/3/2022 4:16 PM
309	Low crime Good schools Parks Waterfront and downtown with character	7/3/2022 3:58 PM
310	Balance between parks/green space, entertainment, and services.	7/3/2022 2:13 PM
311	Very safe community.	7/3/2022 1:13 PM
312	Sense of community	7/3/2022 9:41 AM
313	Strong community vibe	7/2/2022 2:54 PM
314	Parks	7/2/2022 2:44 PM
315	Location	7/2/2022 1:34 PM
316	Beautiful waterfront and panoramic views. Clean, safe, small town feel. Western exposure, proximity to Bellevue & Seattle.	7/2/2022 11:54 AM
317	Smaller town than Bellevue/Seattle, with more of a neighborhood feel	7/2/2022 9:54 AM
318	Relatively safe and good place to work	7/2/2022 9:44 AM
319	Green space	7/1/2022 10:36 PM

2022 Kirkland Community Survey

320	Businesses and shopping	7/1/2022 7:02 PM
321	It is a safe place, however now we hear more about robberies and things like that. Parks, specially all the renovations and improvements done to some parks in the recent years People in general are nice and respectful That is not so crowded	7/1/2022 3:38 PM
322	Pretty environment to live in.	7/1/2022 3:37 PM
323	Good for families, safe, great parks and walking activities (CKC), good city size, no high-rise buildings.	7/1/2022 3:37 PM
324	suburban feel	7/1/2022 1:48 PM
325	Location	7/1/2022 12:14 PM
326	proximity	7/1/2022 12:08 PM
327	I feel pretty safe in my neighborhood - no violent crimes in my immediate neighborhood.	7/1/2022 11:54 AM
328	Small town vibes but close to everything	7/1/2022 11:31 AM
329	Open areas, walking trails, Kirkland corridor trail fir cycling, trees, dock and lake.	7/1/2022 11:18 AM
330	Human-scale urban areas combined with lots of trees and green space	7/1/2022 9:54 AM
331	Convenient location	7/1/2022 9:48 AM
332	Walkability and community engagement.	7/1/2022 9:10 AM
333	waterfront	7/1/2022 9:05 AM
334	The parks/outdoor beauty in the area.	7/1/2022 8:45 AM
335	The water and the quiet during the winters and fall	7/1/2022 8:45 AM
336	We'll maintained streets and neighborhoods. Great downtown. Sense of community.	7/1/2022 8:25 AM
337	Location - near water, freeways & central to surrounding communities.	7/1/2022 8:21 AM
338	The natural and wooded spaces.	7/1/2022 7:36 AM
339	Parks and green spaces	7/1/2022 7:28 AM
340	The lake	7/1/2022 2:14 AM
341	I like that Kirkland is near larger centers but maintains the feeling of being in a small community.	6/30/2022 10:15 PM
342	Very clean and low crime. Fun downtown area with events.	6/30/2022 9:38 PM
343	Lots of trees, close to water, great neighbors, great trails	6/30/2022 9:20 PM
344	parks	6/30/2022 9:15 PM
345	People always kind.	6/30/2022 9:15 PM
346	I feel safe here.	6/30/2022 9:06 PM
347	Clean, easy access to downtown and freeways.	6/30/2022 8:53 PM
348	walkability	6/30/2022 8:51 PM
349	The compact, walkable, waterfront downtown core. The parks. And walks along the lake.	6/30/2022 8:45 PM
350	Convenient	6/30/2022 8:18 PM
351	Central location	6/30/2022 7:51 PM
352	Low crime, clean.	6/30/2022 7:24 PM
353	Neighborhood feeling	6/30/2022 7:09 PM
354	The great parks and recreation department.	6/30/2022 7:06 PM
355	Walk ability of the city	6/30/2022 7:02 PM

2022 Kirkland Community Survey

356	able to walk the area	6/30/2022 6:58 PM
357	The parks	6/30/2022 6:38 PM
358	Walkability, parks, relative affordability	6/30/2022 6:15 PM
359	Location, amenities, neighborhood community.	6/30/2022 6:13 PM
360	Walkability	6/30/2022 6:11 PM
361	Proximity to trees and water.	6/30/2022 6:08 PM
362	All the parks and natural areas!	6/30/2022 5:23 PM
363	public access to the lake, walkable city center	6/30/2022 5:12 PM
364	Small town feel, with single family neighborhoods and good walkability	6/30/2022 5:01 PM
365	Parks	6/30/2022 4:47 PM
366	Can walk to places and has public transportation.	6/30/2022 4:41 PM
367	not as much traffic as Seattle and higher speed limits	6/30/2022 4:29 PM
368	Beauty	6/30/2022 4:27 PM
369	Smaller town vibe, friendly citizens and responsive government.	6/30/2022 11:19 AM
370	Downtown is very walkable.	6/30/2022 9:28 AM
371	Location to get where we need	6/30/2022 7:55 AM
372	Awesome parks and playgrounds for kids and families. Parks feels safe and clean.	6/29/2022 10:57 PM
373	Quiet, walkable, small villa feel, nature, close to water.	6/29/2022 10:00 PM
374	Proximity to water	6/29/2022 9:20 PM
375	Walkability	6/29/2022 9:18 PM
376	Living in a safe community.	6/29/2022 9:15 PM
377	There isn't any one thing that is good	6/29/2022 8:39 PM
378	Downtown area	6/29/2022 7:53 PM
379	Safety of the community	6/29/2022 7:16 PM
380	Waterfront	6/29/2022 4:34 PM
381	The people in our neighborhood	6/29/2022 4:31 PM
382	Proximity of all the parks and outdoor activities (within walking distance and no more than 5min drive to hiking trails with some elevation)	6/29/2022 3:45 PM
383	Small town feel, trees and green spaces, no huge skyline!	6/29/2022 3:17 PM
384	Parks	6/29/2022 3:16 PM
385	close to work	6/29/2022 2:39 PM
386	It's location on the lake	6/29/2022 2:01 PM
387	When I did live there, I loved the atmosphere, the walkability, the bikeability, and the small(ish) town feel. I loved the parks as well. I grew up there and I loved it, I wouldn't have had it any other way.	6/29/2022 2:01 PM
388	Walkability, safety, small-town feel	6/29/2022 1:45 PM
389	Safe	6/29/2022 1:42 PM
390	It's low key more relaxed than Bellevue and Seattle Parks, water, and space yet close to Bellevue and seattle	6/29/2022 1:40 PM
391	The opportunities for my kids	6/29/2022 1:15 PM

2022 Kirkland Community Survey

392	City is easy to deal with	6/29/2022 12:53 PM
393	Location	6/29/2022 10:02 AM
394	used to be nice quiet neighborhoods	6/29/2022 9:11 AM
395	It's affordable in relationship to the rest of the Eastside.	6/29/2022 8:29 AM
396	Great School. Close proximity to stores and parks. Very walkable. Quick drive to both lakes.	6/29/2022 8:09 AM
397	Close to work	6/29/2022 7:44 AM
398	parks	6/29/2022 7:29 AM
399	City planning. Focus on walking biking paths, keeping clusters of commercial area close to living areas.	6/29/2022 7:25 AM
400	The parks and waterfront.	6/29/2022 7:23 AM
401	Parks, CKC, open spaces	6/29/2022 6:47 AM
402	The water front.	6/29/2022 4:27 AM
403	Lake and prks	6/29/2022 4:11 AM
404	Water access location	6/29/2022 12:47 AM
405	nature, vicinity to parks and lakes	6/29/2022 12:22 AM
406	The water, green space	6/28/2022 11:57 PM
407	Bridle Trails	6/28/2022 10:50 PM
408	Safe community. Good parks for kids.	6/28/2022 10:35 PM
409	Waterfront, walkability	6/28/2022 10:06 PM
410	Proximity to redmond and bellevue, nearby beaches in Kirkland	6/28/2022 9:50 PM
411	Proximity to medical centers schools interstate	6/28/2022 9:41 PM
412	Lakeside living	6/28/2022 9:38 PM
413	Lovely downtown near marina	6/28/2022 9:11 PM
414	Greenery and access to lake	6/28/2022 9:03 PM
415	Downtown Kirkland from Peter Kirk park to the Marina.	6/28/2022 8:46 PM
416	Parks, accessibility to quiet or loud entertainment depending on mood. Healthcare options.	6/28/2022 8:41 PM
417	It's a great place to raise my family. I work in Bellevue and have no desire to live there. I've always preferred Kirkland. I moved here in 2005 and first lived in the Watermark Apartments.	6/28/2022 8:35 PM
418	Parks	6/28/2022 7:40 PM
419	Proximity to water	6/28/2022 6:46 PM
420	Access to healthcare	6/28/2022 6:38 PM
421	Nothing stands out.	6/28/2022 6:01 PM
422	What is left of the natural environment.	6/28/2022 5:45 PM
423	Living close to the lake	6/28/2022 5:43 PM
424	My neighbors	6/28/2022 5:42 PM
425	Waterfront	6/28/2022 4:55 PM
426	The small town feel	6/28/2022 4:50 PM
427	community feel/ waterfront parks	6/28/2022 4:43 PM
428	Being close to parks.	6/28/2022 4:33 PM

2022 Kirkland Community Survey

429	The feel of a small town. Certainly not going to last much longer. Way too much building.	6/28/2022 4:27 PM
430	Proximity to work and amenities	6/28/2022 4:15 PM
431	Nop	6/28/2022 4:02 PM
432	Access to grocery shopping and retail	6/28/2022 3:48 PM
433	Close to many amenities that I can access without needing to drive.	6/28/2022 3:26 PM
434	Access to all the amenities within walking distance of our home. We live near downtown/norkirk.	6/28/2022 3:24 PM
435	Safe, beautiful parks, great Downtown, convenient to Downtown Seattle.	6/28/2022 3:18 PM
436	I have some amenities I can walk to from my house, and the waterfront is a nice area to spend time. It is, however, almost always too crowded these days.	6/28/2022 3:13 PM
437	Small town ambiance 😊	6/28/2022 3:07 PM
438	Property values go up.	6/28/2022 3:00 PM
439	Natural beauty of trees and lake.	6/28/2022 2:54 PM
440	Open space and trees. Views of the lake.	6/28/2022 2:46 PM
441	Suburban environment with access to large city amenities.	6/28/2022 2:36 PM
442	Location	6/28/2022 2:34 PM
443	Clean Somewhat safe Parks	6/28/2022 2:29 PM
444	The trees and greenspaces	6/28/2022 2:29 PM
445	Location.	6/28/2022 2:23 PM
446	The people	6/28/2022 2:00 PM
447	Parks and walkability	6/28/2022 1:55 PM
448	It's green parks and open spaces.	6/28/2022 1:49 PM
449	Clean parks and police that still enforce the law	6/28/2022 1:48 PM
450	I love my neighborhood and neighbors. We have a pool in our community and love the "old time neighborhood" feel.	6/28/2022 1:47 PM
451	The parks and the lake	6/28/2022 1:45 PM
452	The city seems to care about itself with beautiful streets and landscaping. I feel safe walking around.	6/28/2022 1:37 PM
453	View	6/28/2022 1:24 PM
454	Small town, livable place to raise a family. We can spend lots of time outside (immersed in trees, etc.) without even having to leave the city.	6/28/2022 1:05 PM
455	Parks, trails, nice downtown and enjoy Totem Lake area.	6/28/2022 1:03 PM
456	The downtown area and waterfront	6/28/2022 12:57 PM
457	Natural beauty	6/28/2022 12:56 PM
458	neighbors	6/28/2022 12:41 PM
459	Easy access to shopping and parks	6/28/2022 12:38 PM
460	location	6/28/2022 12:31 PM
461	Location	6/28/2022 12:29 PM
462	Great community parks and waterfront access	6/28/2022 12:29 PM
463	Convenience to services and shopping.	6/28/2022 12:26 PM

2022 Kirkland Community Survey

464	Decently safe and clean, close to everything	6/28/2022 12:23 PM
465	Walking to downtown services	6/28/2022 12:19 PM
466	The People	6/28/2022 12:14 PM
467	Small town feel, excellent community	6/28/2022 12:13 PM
468	Easy to navigate, consistent investments in improving our community, and excellent water access	6/28/2022 12:09 PM
469	Supporting of marginalized community efforts	6/28/2022 12:09 PM
470	Little city, good schools, no homelessness, no traffic.	6/28/2022 12:03 PM
471	Easy access to restaurants and nightlife within walking distance while maintaining suburban feel.	6/28/2022 11:57 AM
472	Beautiful scenery	6/28/2022 11:57 AM
473	Good-hearted people	6/28/2022 11:51 AM
474	Amenities and small city feel.	6/28/2022 11:43 AM
475	Ease of access to nature (parks and trails).	6/28/2022 11:42 AM
476	That is it clean	6/28/2022 11:40 AM
477	Lobbing by the Lake	6/28/2022 11:40 AM
478	safe, clean, waterfront access, NOT BELLEVUE	6/28/2022 11:39 AM
479	Nice neighborhood.	6/28/2022 11:38 AM
480	Downtown	6/28/2022 11:29 AM
481	Parks	6/28/2022 11:26 AM
482	We have Parks to go to.	6/28/2022 11:25 AM
483	Can't afford to buy a house in Kirkland.	6/28/2022 11:25 AM
484	The cleanliness. Water views.	6/28/2022 11:23 AM
485	The environment	6/28/2022 11:18 AM
486	more and more new homes replacing the older homes.	6/28/2022 11:14 AM
487	location	6/28/2022 11:11 AM
488	My neighborhood!	6/28/2022 11:09 AM
489	Parks. Parks on the waterfront. Parks in the neighborhoods. Parks.	6/28/2022 11:07 AM
490	Parks and easy access to freeway	6/28/2022 11:07 AM
491	Low crime, public safety	6/28/2022 11:05 AM
492	Parks	6/28/2022 11:04 AM
493	Access to the lake and all the protected park areas on Finn Hill	6/28/2022 11:00 AM
494	Walk-ability	6/28/2022 11:00 AM
495	Access to open space, green space, parks, water, trees.	6/28/2022 10:59 AM
496	Proximity to great schools, downtown juanita, downtown kirkland, New totem lake development, and woodenville wineries. Everything is very close. Constant investment in community improvement	6/28/2022 10:57 AM
497	All the rich people.	6/28/2022 10:56 AM
498	Proximity to like & highways	6/28/2022 10:56 AM
499	LIKE THE PARKSAND OFF LEASH DOG PARKS	6/28/2022 10:56 AM

2022 Kirkland Community Survey

500	Many beaches	6/28/2022 10:56 AM
501	The relaxed feeling of nature due to wetlands and trees but still close enough to necessities like grocery stores	6/28/2022 10:55 AM
502	The downtown in charming	6/28/2022 10:53 AM
503	Open spaces, nature	6/28/2022 10:51 AM
504	It had all the amenities I need	6/28/2022 10:50 AM
505	Accessibility to Bellevue and Seattle, and a walkable, local downtown that has everything (and then some!) of anything I might need!	6/28/2022 10:49 AM
506	Kirkland is a safe place to live.	6/28/2022 10:29 AM
507	Walk ability	6/28/2022 10:27 AM
508	Vibes are hypes of its charming downtown, walk ability, beaches	6/28/2022 10:25 AM
509	Access to lake	6/28/2022 10:22 AM
510	Many elements make Kirkland a lovely place to live, but a sense of community is what I like best.	6/28/2022 10:21 AM

Q11 When you think about the way things are going in Kirkland, what, if anything, concerns you? Please give only one answer.

Answered: 522 Skipped: 145

#	RESPONSES	DATE
1	great	7/20/2022 11:43 PM
2	I don't think we are doing enough to provide housing for people in the service sector.	7/20/2022 8:56 PM
3	That the City of Kirkland will screw it up. Public service should never own private property. That is done by the people of the city.	7/20/2022 8:23 PM
4	The high density building being done all over and impact to already congested traffic.	7/20/2022 5:55 PM
5	To much destruction of forest areas for building huge town homes complex	7/20/2022 12:51 PM
6	Commercial real estate development pace and property taxes.	7/20/2022 11:36 AM
7	Excessive spending of the city on property purchases for potential projects when funds could go to more immediate needs.	7/20/2022 10:54 AM
8	Lack a thoughtful leadership in the city government.	7/20/2022 10:23 AM
9	I'm worried about the way things are going. I believe we're looking at expanding the city and not think about population density problems. What the increase in traffic is doing to the safety of kids and pets. I'm my neighborhood which is a dead end street people race up and down all day long. Some streets are missing sidewalks and yet the city wants to build more homes by reducing the lot sizes but aren't adding safety measures. I personally have seen my cars slamming on their breaks to keep from hitting someone due to the fact there aren't any sidewalks for the person to walk on. I wish the city council will stop thinking about the money they would get from more homes are start thinking about how to keep the community safe. Think infrastructure before increasing density they once you have that in place you can think about expansion. And don't tell me you have. I've lived here for 37 years and in the past 10 years it's the worst I've ever seen. Like I said there are still many areas without sidewalks where children are expected to walk to go to school.	7/20/2022 9:38 AM
10	Lack of communication between city and residents about development plans. Purchase of la quinta inn for homeless shelter that lacked plans for operation. Overall building on top of lack of infrastructure.	7/20/2022 9:23 AM
11	Clear cut lots to build giant houses dwarfing smaller older homes. Inconsideration of current homeowners.	7/20/2022 8:34 AM
12	The loss of trees as lots are sold to developers.	7/20/2022 8:28 AM
13	Lack of neighborhood retail/cafe's	7/20/2022 5:11 AM
14	No pedestrian sidewalks on major roads	7/20/2022 12:47 AM
15	I am very concerned about the lack of a real plan. And that the planning department is not doing its job and the City Council does not listen to the citizens.	7/19/2022 11:29 PM
16	The huge ugly houses being built so close together after trees are wiped out	7/19/2022 10:57 PM
17	Lack of serious attention to climate change	7/19/2022 10:11 PM
18	School ratings, no gym on the hill	7/19/2022 10:00 PM
19	Lake of passion in the downtown. Boring. Reluctance to develop neighborhoods without making developers provide a certain percentage of low income housing and traffic improvements. Kirkland is such a desirable place to live that developers would do anything to build here.	7/19/2022 8:48 PM
20	Scaling business and growth without enough street and parking infrastructure	7/19/2022 8:42 PM

2022 Kirkland Community Survey

21	Too much construction	7/19/2022 8:11 PM
22	Increase in crime	7/19/2022 7:50 PM
23	Not enough character, no room for the small shops.	7/19/2022 7:25 PM
24	White Christian Nationalism	7/19/2022 6:45 PM
25	Not enough parking	7/19/2022 6:33 PM
26	Traffic on 100th	7/19/2022 6:28 PM
27	Veneer of being responsive to the community, but really the city knows best so be prepared to follow along	7/19/2022 5:18 PM
28	Lack of childcare options for working parents	7/19/2022 4:38 PM
29	There is NO night life in Kirkland when it could be a night life epicenter downtown.	7/19/2022 4:33 PM
30	The growth of google!	7/19/2022 2:16 PM
31	Loss of trees and open space from development	7/19/2022 2:12 PM
32	The elected officials of the city of Kirkland do not listen to the people that they claim to represent.	7/19/2022 1:31 PM
33	The huge increase in cost of housing, allowance of foreign investors & LLCs in residential housing, foreign investors and LLCs letting their homes / units stay empty as tax write offs	7/19/2022 12:27 PM
34	The cost of living.	7/19/2022 11:39 AM
35	I am disappointed in the lack of diversity	7/19/2022 11:27 AM
36	Cost of living	7/19/2022 11:19 AM
37	Too many "high rises", especially downtown. The character has changed dramatically.	7/19/2022 11:12 AM
38	Increase in crime.	7/19/2022 11:06 AM
39	The cities lack of dedication to it's marginalized community members, lack of affordable housing	7/19/2022 10:54 AM
40	Excessive rents and home prices	7/19/2022 10:52 AM
41	The lack of affordability of housing means that lower-income people are driven away more and more. My Black and Hispanic friends keep leaving.	7/19/2022 10:38 AM
42	City officials have gone off the rails as they are trying to destroy our small town feel by overbuilding without community input.	7/19/2022 8:54 AM
43	All the construction!!!	7/19/2022 8:15 AM
44	Bad. Houghton mall becoming public services center.	7/19/2022 8:07 AM
45	Poor traffic design associated with over-development	7/19/2022 7:58 AM
46	king county homeless situation is not being addressed adequately	7/19/2022 7:50 AM
47	Council & City Administration not making best choices for the community	7/19/2022 7:45 AM
48	I am very sad to see our small lake town community being destroyed by development of apartment buildings and mixed use retails while watching restaurants, retail and small business disappear due to building demolition and rents. If I wanted to live in Bellevue I would move to Bellevue. The Kirkland I love is quickly disappearing.	7/19/2022 7:19 AM
49	Homeless initiatives being brought into family communities	7/19/2022 7:15 AM
50	Too much growth.	7/19/2022 7:00 AM
51	Poorly run and developed	7/19/2022 6:52 AM
52	Traffic from growth, walkability, lack of safe sidewalks	7/19/2022 6:39 AM
53	I am very concerned about the 1) purchase of the LaQuinta hotel for "homeless", doing my own	7/19/2022 6:27 AM

2022 Kirkland Community Survey

research on places this has been done, it will become a drug trafficking center that will spread to our innocents and community, I will be monitoring how crimes will increase to homeowners and how less safe our streets will be. I do t know who you are cow-towing to and for what reason, but you are suppose to be working for the citizens of Kirkland, not politicians. We pay taxes so you can keep us safe, you work for us in case you forgot. Which brings me to 2) buy back of guns is the worst idea, it's our only defense against the future crime growth that you are facilitating.

54	Kirkland Urban is ugly. Downtown is turning ugly.	7/19/2022 6:17 AM
55	Taxes	7/19/2022 5:43 AM
56	Homeless	7/19/2022 12:11 AM
57	Too many office buildings, high rises - Kirkland urban, zoning changes that allow for small land parcels with huge houses	7/18/2022 11:29 PM
58	City Council and specifically building department does not listen or even respond to residents.	7/18/2022 11:03 PM
59	I am concerned that our Police do not use body worn cameras.	7/18/2022 11:03 PM
60	Canceled bus routes	7/18/2022 10:41 PM
61	I am concerned about safety and our schools	7/18/2022 10:38 PM
62	Crime	7/18/2022 10:23 PM
63	Some trails accessible from the 10th Street are having accidents for lacking basic street and trail lights.	7/18/2022 10:09 PM
64	Way too much development and council favors developers over residents	7/18/2022 10:01 PM
65	With growth want to ensure traffic and parka are prioritized	7/18/2022 9:53 PM
66	Adapting to growth and development - controlling traffic, maintaining community feel, public safety	7/18/2022 9:34 PM
67	Removing snow from roads in the winter.	7/18/2022 9:29 PM
68	Over building	7/18/2022 9:06 PM
69	The loss of trees and natural land as homes (especially higher density housing) are being built into more foresty areas.	7/18/2022 9:00 PM
70	City Council & Mayor favors the interests of big business/tech/King County/metro rather than representing the wishes of their constituents	7/18/2022 8:40 PM
71	Seeing more homeless closer to residential areas.	7/18/2022 8:36 PM
72	Poor street maintenance	7/18/2022 8:26 PM
73	Terrible traffic, new homes nor fitting vulture poor canvassing homeowners input.	7/18/2022 7:44 PM
74	Crime	7/18/2022 7:41 PM
75	Too much development, even at cost to defined park land, as well as clear-cutting residential properties for new homes. Inadequate services to meet increasing demand.	7/18/2022 7:41 PM
76	City council doesn't seem to listen. They do what they want	7/18/2022 7:35 PM
77	Too many people, Traffic	7/18/2022 7:11 PM
78	Poor road infrastructure	7/18/2022 6:47 PM
79	Overcrowding	7/18/2022 6:34 PM
80	Pollution	7/18/2022 6:30 PM
81	Traffic	7/18/2022 6:22 PM
82	Everything about the city government and departments.	7/18/2022 5:55 PM
83	No affordable housing/rent control options for middle income earners.	7/18/2022 5:34 PM

2022 Kirkland Community Survey

84	The rampant growth with no traffic plan!	7/18/2022 5:23 PM
85	Increasing crime	7/18/2022 5:13 PM
86	Over development and traffic	7/18/2022 4:43 PM
87	Crime rates increasing and many times KPD seems to have their hands tied by bad state.laws and a weak KC porsecutor. If we can get our prosecutor that would be good, provided they keep criminals in jail. The needless and pointless lowering of speed limits and narrowing of roads is making driving, walking, and cycling morr dangerous across the board. Lowering the speed limits just makes more people ignore them. Narrowing the roads does not control speeds, it kust puts more vehicles like buses and trucks into the bike lanes as they swerve to avoid oncoming traffic. We do not need 20 foot wide sidewalks that go unused 9.mpnths out of the year. Stop doing these foolish road changes. They have zero long term benefit. Adding speed cameras makes our community an oppressive police state. You focus way too much on noisy interest groups who want nonsensical changes and ignore the needs and wants of the larger community. There is life outside of downtown and totem lake. They are not the only voices.	7/18/2022 4:42 PM
88	Kirkland is changing and people tend to be afraid of change, but I look forward to the changes.	7/18/2022 4:34 PM
89	Lost of businesses in DT. There are a lot of empty storefronts	7/18/2022 4:32 PM
90	the fact that you will not give back 12 firefighters their jobs and now costing us tax payers more money for overtime and putting us in danger as aid cars are not in service and the firefighters that are still there are tired and over worked ... BRING BACK OUR EXPERIENCED FIREFIGHTERS! The vac. has nothing to do with this, you are now causing more damage than good.	7/18/2022 4:25 PM
91	Concern how the city council is giving money to groups that care about who people have sex with...it shouldn't matter if straight or gay...why does city council fund these groups	7/18/2022 4:14 PM
92	Sometimes when a person or place grows too fast there are growing pains. I know Kirkland needs to grow but it is happening so very fast and it is painful. Is there an option to slow down and make sure that infrastructure is in place for all the growth?	7/18/2022 3:54 PM
93	More and more beggars	7/18/2022 3:54 PM
94	School quality in my neighborhood, teacher rents too	7/18/2022 3:53 PM
95	Excessive growth!	7/18/2022 3:32 PM
96	Growth	7/18/2022 3:26 PM
97	Better roads	7/18/2022 3:15 PM
98	Cost of housing	7/18/2022 3:14 PM
99	housing prices! along with taxes going up!	7/18/2022 3:12 PM
100	Housing costs for the average person	7/18/2022 3:04 PM
101	Increased crime, homelessness, high rent prices	7/18/2022 2:45 PM
102	Increased crime	7/18/2022 2:45 PM
103	Traffic.	7/18/2022 2:41 PM
104	Cost of living (no rent control)	7/18/2022 2:38 PM
105	On Facebook, ring doorbell community, etc seems like lots of small crime. Also, really worries about property value assessment and the impact on property taxes. Too expensive! And, do not feel like the city is spent or money carefully enough	7/18/2022 2:36 PM
106	Large construction project planned for 85th and 405 intersection. Highrise buildings in 85th Street, Google project on 85th Street, 128th Street Greenway impacting travel in our neighborhood w/ no opportunity for input. Lack of transparency with city council.	7/18/2022 2:30 PM
107	Inadequate public transportation and walkability	7/18/2022 2:27 PM
108	Changes that hurt families and nature	7/18/2022 2:24 PM

2022 Kirkland Community Survey

109	Tearing down affordable smaller homes w greenspace and replacing with multimillion dollar mcmansion with tiny yards. This does nothing to help our housing problem.	7/18/2022 2:24 PM
110	Traffic	7/18/2022 2:23 PM
111	Rise in crime	7/18/2022 2:18 PM
112	Concern on the permanent supportive housing plan	7/18/2022 2:15 PM
113	Overpolicing of Black bodies. Lack of supported and low-income housing.	7/18/2022 2:15 PM
114	La Quinta inn turning into a drug house like in seattle. It managed by the same people	7/18/2022 2:14 PM
115	I'm concerned about the rising cost of living, and safety	7/18/2022 2:11 PM
116	Increased growth without infrastructure to support it	7/18/2022 2:08 PM
117	na	7/18/2022 2:04 PM
118	parking, walking, lack of infrastructure planning	7/18/2022 2:01 PM
119	concern around City Council being insulated/not getting complete information/data from residents who aren't powerful/connected	7/18/2022 1:53 PM
120	Guns safety overcrowding traffic parking clean wAter	7/18/2022 1:52 PM
121	The city allowing all the trees (new and old historical trees) to be chopped down to accommodate single-family massive houses with limited greenspace.	7/18/2022 1:52 PM
122	Wasting tax payer money on CKC	7/18/2022 1:39 PM
123	Lack of Black owned businesses.	7/18/2022 1:31 PM
124	Traffic	7/18/2022 1:29 PM
125	Good balance of property development.	7/18/2022 1:26 PM
126	Crime, Traffic, Homelessness, Drug Abuse, Noisy Exhausts, Street Racing among other things!!	7/18/2022 1:18 PM
127	Huge concerns about unmitigated growth. The builders are given everything. No real solution to solve current and future road congestion. Need huge park and rides built and roads have ti be expanded. SAVE the corridor for the public!!! Restrict growth and stop letting google own you. The bldg they have requested on 85th is WAY too high. pricing first phase before public hearing and announce public hearings on a holiday weekend was unethical. The parks have to be safe. Homeless need to be helped but can't take over public recreation spaces and make things unsafe for kids. Have a camping lot for them.	7/18/2022 1:17 PM
128	Housing density	7/18/2022 1:08 PM
129	Traffic congestion	7/18/2022 1:07 PM
130	Too many angry neighbors complaining about development in Kirkland. Kirkland and King County are growing. The growth needs to be supported. NIMBYs are loud, but shouldn't stop development.	7/18/2022 9:41 AM
131	It's getting crowded in the city center area and it makes it harder and harder to find a parking spot around dinner time.	7/17/2022 3:44 PM
132	I'm concerned about the difficulty in downsizing and staying in Kirkland.	7/17/2022 11:00 AM
133	Substance abuse	7/16/2022 5:53 PM
134	City council emphasizing the homeless population versus us that pay our property taxes and not working with homeowners on a balance between the two	7/16/2022 10:30 AM
135	The speed at which permits are issued is glacially slow	7/16/2022 9:27 AM
136	Too much construction, congestion, losing charming downtown appeal	7/15/2022 8:11 PM
137	Over-building in downtown	7/15/2022 6:13 PM
138	Old stuff coming down. New stuff going up	7/15/2022 5:23 PM

2022 Kirkland Community Survey

139	Crime	7/15/2022 1:07 PM
140	low-income housing and the homeless shelter will decrease property values and these are not things current residents support	7/15/2022 12:28 PM
141	Affordable housing	7/15/2022 11:46 AM
142	Population density and HTH	7/15/2022 11:20 AM
143	I am extremely unhappy with the city council's zoning and decisions concerning Bridle Trails and Houghton communities. These are unique communities that should be preserved, especially Bridle Trails equestrian area, not destroyed which seems to be city council's and city manager's goals.	7/15/2022 10:58 AM
144	Rapid development	7/15/2022 10:31 AM
145	The city council is selling out to Google with the SAP and ruining neighborhoods like the Highlands with the Kiss and Ride without even doing a proper traffic study.	7/15/2022 12:53 AM
146	Empty retail premises	7/14/2022 9:39 PM
147	Need more transportation options and fewer cars	7/14/2022 8:40 PM
148	Bureaucracy	7/14/2022 8:29 PM
149	Property taxes are insane! Potholes on the on ramp on exit 18 that are never fixed!	7/14/2022 7:16 PM
150	We seem a little snobby.	7/14/2022 7:02 PM
151	Overdeveloping, specifically single family housing being replaced by greater density and builders and developers removing every larger tree from properties and then planting the required number of trees, which may be greater quantity but can't replace the quality of large trees - it will be years before we have green and tree canopy again. Especially with many larger canopy trees being replaced by small columnar trees that will take years and years to achieve same size, but never again will we have that green canopy. Being a "green / tree city" on paper maybe. But not in physicality.	7/14/2022 6:40 PM
152	Needs to only focus on government services	7/14/2022 5:27 PM
153	The Google campus with all the congestion that comes with it may make the city less livable and like able & erase the great livability that the city is known for!	7/14/2022 5:26 PM
154	Unsafe drivers	7/14/2022 5:22 PM
155	Over-development	7/14/2022 5:20 PM
156	Intensity of traffic	7/14/2022 5:19 PM
157	Getting to crowded, excessive traffic.	7/14/2022 5:15 PM
158	street crime along Lake Washington Blvd	7/14/2022 3:06 PM
159	I'm all for redevelopment, and concerned that the core downtown could follow Rose Hill and see higher buildings. It's my hope that if we support growth in Totem Lake and the Station Area, we can preserve our small town feeling downtown.	7/14/2022 11:08 AM
160	Cars racing and the car prowlers nightly along Lake Washington Blvd.	7/14/2022 8:55 AM
161	Urbanization with rapid growth exceeding the capacity of local infrastructure, roads & parking, crowded parks, and densification and transformation of single family residential neighborhoods.	7/14/2022 8:41 AM
162	The overgrowth of our downtown area by allowing all this construction to ruin our small town living.	7/14/2022 7:49 AM
163	Crime	7/14/2022 7:28 AM
164	TOO many summer festivals featuring alcohol.	7/14/2022 5:42 AM
165	urbanization	7/13/2022 11:01 PM
166	No pathway on Juanita Drive for pedestrians, we need a full, safe pathway like they are doing on the Kenmore side of Juanita Drive.	7/13/2022 10:50 PM

2022 Kirkland Community Survey

167	Tax increases	7/13/2022 10:45 PM
168	The cost of housing is out of control. Foreign investors buy up perfectly good and right-sized houses and bulldoze them to build multiple million dollar+ houses in the same space. It causes increasing affordability issues while removing grassy spaces (yard space) and making the community less attractive and welcoming.	7/13/2022 10:24 PM
169	I believe the City Council is too oriented toward making Kirkland another Bellevue (i.e., a crowded, traffic dense, high rise slave to developers).	7/13/2022 6:40 PM
170	Homelessness	7/13/2022 4:06 PM
171	The downtown bus station. It is a magnet for people that can sometimes make Kirkland feel unsafe or leave unsafe things (shattered bottles and feces). Just two days ago my wife and I were walking by it with our dog (luckily not our children) and a man screamed "FUCK YOU!" Right at us for no reason and really startled my wife. I never see the police or security cameras there to help monitor this spot	7/13/2022 7:09 AM
172	The growth is of concern, affordability, traffic,	7/12/2022 10:05 PM
173	Traffic is getting worse and I'm more and more car-dependent for everything.	7/12/2022 8:42 PM
174	I feel the city council / city management acts more like a dictatorship than a democracy. Too many times the council ignore what the citizens want (determined by vote) with what the council determines the citizens need. The city has put far too many restrictions what the property owners can do with their property and have a different set of rules by neighborhood. The city focuses on equity, yet have different rules for different neighborhoods.	7/12/2022 9:55 AM
175	Crime and homelessness	7/12/2022 5:25 AM
176	Crime/ bringing homeless from Seattle	7/11/2022 8:27 PM
177	apartments/rentals increasing	7/11/2022 8:17 PM
178	Too many regulations.	7/11/2022 4:36 PM
179	Kirkland is CLEARLY designed for car travel and not those trying to do what's best for their health and for the planet. Until recently there were NO protected bike lanes, many streets (arterials even!) with no sidewalks, and no dedicated bus lanes. Attempts to add more infrastructure to non-car modes are always met with fears of "taking away parking." Give other transportation options EQUAL FOOTING with cars if you actually want to see people attempt them. You have tons of residents who would love to bike more often but with no protected lanes, they are (understandably!) too intimidated to do so.	7/11/2022 4:12 PM
180	Getting busier and more congested.	7/11/2022 4:03 PM
181	TAXES! Crime. Noise. Traffic.	7/11/2022 2:07 PM
182	Upkeep of curbs, street markings, benches, tables.	7/11/2022 2:03 PM
183	Increasing cost of living both for renting and buying markets	7/11/2022 11:43 AM
184	Insufficient roads for the residential capacity	7/11/2022 10:52 AM
185	Growth	7/11/2022 10:30 AM
186	The unregulated growth and what we will look like in the under coming years	7/11/2022 10:03 AM
187	Traffic	7/11/2022 4:43 AM
188	Parking downtown sucks.	7/11/2022 12:08 AM
189	Our downtown cannot maintain high quality restaurants and shops like other cities our size, maybe because rents are too high. This makes our downtown less desirable.	7/10/2022 10:01 PM
190	Residential growth without infrastructure - especially along 85th street and in the downtown core	7/10/2022 9:43 PM
191	Overgrowth in downtown without regard to original Kirkland plan use or traffic	7/10/2022 8:56 PM
192	The cost of property tax as home values increase. I'm about to be a single parent and I'm may not be able to continue to live in this community. (Affordable housing)	7/10/2022 8:49 PM

2022 Kirkland Community Survey

193	That it will get too big. The increase in crime is concerning.	7/10/2022 8:25 PM
194	Traffic	7/10/2022 7:37 PM
195	Urbanization and higher density	7/10/2022 7:26 PM
196	I don't know how much longer I can live here. Our property taxes have more than tripled while household income has gone down with inflation.	7/10/2022 7:22 PM
197	Increasing homelessness issues. Worry about proliferation of guns and crime, such as group robberies at Totem Lake.	7/10/2022 6:51 PM
198	Unbridled Growth, Too much development, too many projects replacing Trees & Grass & small open spaces with Concrete & Construction Added Traffic - year after year, Poor Local Gov't decisions that are rapidly changing nice neighborhoods & areas	7/10/2022 6:02 PM
199	Traffic	7/10/2022 5:01 PM
200	Too much density	7/10/2022 2:01 PM
201	Overworked and insufficiently staffed fire department with faithful long-time public servants not honored well. Rowdy and inconsiderate behavior along the waterfront areas with blaring loud audio broadcasting across neighborhoods, dangerous fast driving, and illegal fireworks.	7/10/2022 1:18 PM
202	Helping the huge influx of new residents with understanding the city's process for short-long-term planning, including giving context to projects that have been included in such plans for many years. There is much hand-wringing in social media about upcoming major projects (Bus rapid transit, 85th corridor, etc.) as though the city has allowed these without public comment or outreach (not true). Unless people understand the context of these projects and others like them from a long-range planning perspective, we run the danger of some of these being hijacked by an uninformed group, essentially devaluing the input of residents who participated in the early phases of the planning process.	7/10/2022 1:00 PM
203	Unchecked growth resulting in increased traffic.	7/10/2022 12:48 PM
204	City council lack of transparency concerns me. Doing away with HCC (after the voters just legally approved it), acquisition of La Quinta and old PCC. Needs to be a robust public process with the council taking a real interest in what the community is saying vs pushing these things through.	7/10/2022 12:40 PM
205	Too much traffic	7/10/2022 12:26 PM
206	Not enough growth	7/10/2022 10:59 AM
207	The homeless hotel	7/10/2022 10:09 AM
208	Please, do not allow 25 story buildings on 85th. Downtown is limited to about 7 stories or less. Why does Rose Hill have to have the taller buildings and resultant traffic issues.	7/10/2022 9:02 AM
209	Traffic	7/10/2022 8:42 AM
210	Housing development is out of control and ruining neighborhoods.	7/10/2022 8:10 AM
211	Parking in downtown kirkland is shocking. Also the roads around downtown kirkland. I want to go there but stay away because of these 2 issues.	7/10/2022 8:00 AM
212	Power lines	7/10/2022 6:44 AM
213	I love the vibrant progressive feel	7/10/2022 5:48 AM
214	Gov't policies are way too liberal. Spending money on DEI is a complete waste. Taxes are too high. Govt should not be buying land and playing real estate developer (recent Houghton purchase) Chapter 90 critical areas code is over the top ridiculous with restrictions and hypocrisy. That's more than one answer but I don't care. These items need to change.	7/10/2022 5:48 AM
215	Replacing dead ends with through - streets	7/10/2022 1:28 AM
216	The increase in population density	7/9/2022 10:43 PM
217	Exorbitantly high cost of housing	7/9/2022 10:42 PM
218	Population density	7/9/2022 10:03 PM

2022 Kirkland Community Survey

219	We are extremely concerned they Kirkland has lost its character.	7/9/2022 9:46 PM
220	Need more safe sidewalks. We live next to a roundabout- Don't like the roundabouts because people are very consistent with using them and there are a lot of near accidents or accidents around them. Need safer roads to across and have those flags kids can carry to cross the road.	7/9/2022 8:48 PM
221	Starting with the completion of Kirkland Urban, the concept of development appears to have changed from bed room community to dense urban development. It's not what I moved here from San Francisco for. The zoning and authorization for buildings in excess of three floors in downtown should be revoked.	7/9/2022 8:25 PM
222	Real estate prices too high	7/9/2022 8:22 PM
223	Too much residential construction with not enough road capacity, schools, medical services, etc to meet the growth.	7/9/2022 8:13 PM
224	I am very concerned about extremely rapid development	7/9/2022 8:11 PM
225	Too much ugly dense building development	7/9/2022 8:07 PM
226	traffic	7/9/2022 8:07 PM
227	Traffic	7/9/2022 8:06 PM
228	not enough walkable neighborhoods. Need to develop better so that we can walk to strip malls with restaurants, etc.	7/9/2022 7:59 PM
229	Concerned about higher buildings, particularly along the waterfront and potential high rise buildings on Rose Hill.	7/9/2022 7:50 PM
230	You can refer to my above answer. There is no family friendly restaurants. Does Kirkland need another stupid coffee shop or meat head gym? NO. Does Kirkland need a dippy overpriced restaurant that serves a leaf of lettuce for 20 bucks? NO they need more Veloce's, a bowling alley that will stay(tech city was packed on a weeknight btw and no one seems to go is a rip) we need more acropolis type joints that families can celebrate little league or end of the year parties without having to pay more for dinner than their car loan. I am discusted about the height limits. Bye bye charm. Bye bye history. You do know you can have growth AND having a small town feel. Apparently the city council is confused on the matter and can only imagine what's going on behind closed doors on the steadfast "demo" or Kirkland.....ahem Amy Walen.	7/9/2022 7:37 PM
231	Losing some of the character in the neighborhoods due to large, ugly modern houses	7/9/2022 7:35 PM
232	The amount of development in neighbors and lack of consideration for residents by decelopers	7/9/2022 7:30 PM
233	Hugging too many trees at the expense of finding homes and services for all citizens	7/9/2022 7:29 PM
234	The challenge of Managing growth - that is the big concern.	7/9/2022 7:28 PM
235	Investment in public transportation	7/9/2022 7:24 PM
236	Lack of maintenance of downtown area and public property in Kirkland generally. Neighbors should not need to weed medians, traffic calming circles. Nor should business owners be responsible for trees and plantings in front of their businesses nor for cleanup of trash on sidewalks. The city should be doing this maintenance.	7/9/2022 7:20 PM
237	Homeless people growing in numbers	7/9/2022 7:15 PM
238	Affordability	7/9/2022 7:12 PM
239	Traffic is an issue. Drag racing happens alot.	7/9/2022 7:08 PM
240	Lack of city services like cleaning snow from roads. Community centers that are not falling apart Lack of diversity Quality of schools	7/9/2022 5:53 PM
241	N/A	7/9/2022 5:42 PM
242	Over building	7/9/2022 5:03 PM
243	Some people feel unheard	7/9/2022 4:13 PM

2022 Kirkland Community Survey

244	None at this tome	7/9/2022 11:45 AM
245	City Council	7/8/2022 3:33 PM
246	traffic speeds and vehicle noise	7/8/2022 3:19 PM
247	kirkland's response to homelessness (the use of la quinta inn for "supportive housing")	7/8/2022 11:35 AM
248	City Council's and City Management's tone deaf response to citizen concerns about development at the I-405/NE 85th St interchange.	7/8/2022 11:33 AM
249	I'm empathetic to homelessness but do not feel safe at night walking downtown near bus station with the loitering around park and on library steps etc. With the La Quinta hotel program I'm hopeful their needs will be met there. With the proximity, I'm concerned the loitering will increase and perhaps sleeping on the grass around all the lake front parks begins as well. I appreciate it's a difficult situation and hope the new housing will help them. Do we ordinances in place for such loitering, and if not, shouldn't we nip this in the bud?	7/8/2022 10:35 AM
250	The city and council spend too much time, effort and money on social issues. We really don't have significant issues with social issues in Kirkland.	7/8/2022 10:19 AM
251	Security	7/8/2022 9:40 AM
252	City focus on societal issues on that are not the purview of city management.	7/8/2022 8:45 AM
253	The lack of policing for things that degrade the quality of life-- like modified mufflers, illegal fireworks, noise disturbances, etc.	7/8/2022 8:43 AM
254	The exponential growth without attention to traffic impacts. The growing ignoring of codes such as building heights	7/8/2022 8:22 AM
255	Trend towards more progressive policies	7/8/2022 8:18 AM
256	The City growing too fast and too densely	7/8/2022 8:14 AM
257	Traffic	7/8/2022 7:40 AM
258	The increasing tax on older homes due to the building of million dollar homes in my main concern. Elderly community members living in a house built prior to 1970 are suffering financially trying to pay rates that are driven up by new homes. This is causing them to move out of the area at the cost of Kirkland losing those that have lived in Kirkland the longest.	7/8/2022 7:31 AM
259	Losing that small city feel and nature to urban. Also, lack of precolonial history of area.	7/8/2022 6:50 AM
260	That the city is authorizing to build multi story apartment buildings.	7/7/2022 10:57 PM
261	I do not feel that the City Council has any consideration for what the citizens of Kirkland want.	7/7/2022 8:44 PM
262	crime	7/7/2022 7:15 PM
263	Lack of planning for the Health through Housing initiative	7/7/2022 7:10 PM
264	need for more affordable housing	7/7/2022 6:44 PM
265	The purchase of La Quinta for permanent supportive housing so close to schools and my baby's daycare	7/7/2022 5:57 PM
266	Traffic and lack of speed limits on 145th between 84th and Simonds Road. This is a dangerous area to try to cross or pull out into traffic.	7/7/2022 5:40 PM
267	I'm VERY concerned about the number of trees that are being removed for housing, infrastructure, and park improvements. Trees are needed to mitigate climate change, support biodiversity, and for the well-beng of residents. I'm heartbroken over the dozens of trees just in Totem Lake we have lost due to 136th Park "improvements", infrastructure along 132nd, and new housing clearing plots. Protecting single trees is not enough, we need to protect groups of trees as well no matter their trunk measurements.	7/7/2022 5:30 PM
268	Overgrowth	7/7/2022 5:20 PM
269	The city's aggressive growth strategy	7/7/2022 4:05 PM
270	Lack of Light Rail / good transit options to Downtown Seattle	7/7/2022 2:34 AM

2022 Kirkland Community Survey

271	The 85/405 disaster	7/6/2022 3:07 PM
272	Increasing residence density and low park density in non-wealthy areas like Finn Hill. There are huge tracts of subdivision with no public green spaces intermixed.	7/5/2022 10:44 PM
273	Managing forecasted growth.	7/5/2022 9:37 PM
274	Housing: there is unhinged development without proper studies on how they will affect traffic patterns & other infrastructure and that is not addressing house prices for vulnerable groups.	7/5/2022 8:22 PM
275	City Council seems to be primarily focus on growth (revenue growth), with no real consideration for residents' wishes.	7/5/2022 5:22 PM
276	Allowing big business to take over the community with no regard to the residents that have been here for years.	7/5/2022 4:18 PM
277	Skyrocketing real estate costs/values	7/5/2022 2:58 PM
278	Cost of living	7/5/2022 1:24 PM
279	How can we keep it safe with the homeless moving out of Kirkland? Cost of living here - property taxes and service fees are so high	7/5/2022 11:41 AM
280	Don't want Kirkland to become another overbuilt Eastside community catering to big businesses instead of families and family businesses.	7/5/2022 11:09 AM
281	A lot. The new 85th street project is ridiculous. It's being planned like we live in CA not Washington where it is raining and cold half the year. The effort to force residents to suddenly become bicyclists or public transit commuters is not practical. There will not be less cars, only more with additional housing going in. And 124th is going to be congested all the time.	7/5/2022 10:46 AM
282	Population increase and services adequate to meet that increase	7/5/2022 10:39 AM
283	The lack of affordable and middle class housing as residents who want to live in Kingsgate long term and build community but can't.	7/5/2022 9:13 AM
284	Too many taxes & regulations	7/5/2022 7:29 AM
285	Everything. The city council and planning commission have failed the city by bending to tech companies and interests that don't represent the residents at large. The city looks haphazardly planned. Scraped of trees and wildlife. Crowded. Sloppy. And generic.	7/4/2022 10:29 PM
286	increased crime	7/4/2022 6:03 PM
287	Housing costs are too high and many people can't afford to live here.	7/4/2022 5:33 PM
288	The mindless development, lack of care for public spaces despite exploding tax revenue base and how many BRIBES the city council must be getting from developers	7/4/2022 3:56 PM
289	Unfettered, out of control growth allowed by the current City Council with no regard for how it affects current residents	7/4/2022 11:01 AM
290	Tall buildings like what I see in Bellevue	7/4/2022 11:01 AM
291	The area planning for 85th Street BRT and the proposed Google building at Lee Johnson.	7/4/2022 7:56 AM
292	Cost of housing, and the impact on seniors and others on fixed and or low income.	7/4/2022 1:32 AM
293	Over development. Increased density with not only no infrastructure to support but also NOTHING to support the community. No recreation centers, pools, parks not walkable.	7/4/2022 12:30 AM
294	Too much density	7/3/2022 11:43 PM
295	Kirkland taxes and growth rate.	7/3/2022 11:15 PM
296	Excessive unbridled development and council/city actions, in spite of community concerns.	7/3/2022 10:59 PM
297	Safety: homelessness, drug dealers around schools, cars driving too fast	7/3/2022 10:29 PM
298	I am concerned about growth and our lack of planning for increased traffic. I believe that the planners absurdly think that people who move here will not drive cars. Really?	7/3/2022 9:06 PM
299	While Covid has slowed down traffic, that will change, and Kirkland Urban and the new Google	7/3/2022 9:04 PM

2022 Kirkland Community Survey

buildings are going to create extreme amounts of traffic. Nothing can be done now to change that but it's unfortunate that Google was allowed to build in downtown Kirkland and so many more condos have been added, which will also affect our schools. Many longtime Kirkland residents are struggling with property taxes and that takes away from the great community of Kirkland.

300	growth and traffic	7/3/2022 8:42 PM
301	The city mayor and council are invested in the idea of constructing low income houses , giving permits for higher than 4 floor apartments in single family residential and allowing home less to dwell next to Kirkland residents, families and schools	7/3/2022 8:17 PM
302	Too much growth which causes overcrowding, traffic issues, housing costs, etc, ad infinitum.	7/3/2022 8:12 PM
303	Traffic congestion.	7/3/2022 7:41 PM
304	City Council and Mayor Sweet have lost touch with the Kirkland community. They make decisions and priorities without our input e.g. rising crime/thefts, without any action from them.	7/3/2022 7:01 PM
305	I'm very concerned that the Kirkland city council regularly overreaches on its decision making power and does not listen to Kirkland citizens.	7/3/2022 6:59 PM
306	Construction of high occupancy housing in neighborhoods (specifically the Pine on Forbes Creek Drive right behind our house) as well as homeless housing in neighborhoods (La Quinta project).	7/3/2022 6:44 PM
307	The terrible City Council decision making	7/3/2022 6:18 PM
308	I have concerns around the city and county not listening to the residents. (Removing Houghton veto power, the purchase of the La Quinta Inn for homeless, the Google 85th transit changes, the PCC purchase for affordable housing in Houghton.	7/3/2022 6:06 PM
309	The City Council ignores the wishes of the residents.	7/3/2022 6:00 PM
310	Concerned with the 260 ft buildings Google is getting on the busiest thoroughfare in our city	7/3/2022 4:54 PM
311	Increased taxes. Increased congestion. Increased crime. Increased traffic. Loss of local institutions being replaced by national chains.	7/3/2022 4:53 PM
312	City not conceding the impact these projects have on current residents.	7/3/2022 4:45 PM
313	i hope i can continue to live here when i am older	7/3/2022 4:16 PM
314	Growth and citizen input not being listened to.	7/3/2022 4:09 PM
315	Increasing crime	7/3/2022 3:58 PM
316	Inability to keep up with growing community needs	7/3/2022 2:13 PM
317	Cost of living.	7/3/2022 1:13 PM
318	Don't want Kirkland to become another Bellevue. Don't want to lose the "small town" feeling still in place here.	7/3/2022 9:41 AM
319	Overdevelopment	7/2/2022 2:54 PM
320	Pedestrian safety	7/2/2022 2:44 PM
321	The homeless hotel concerns me. This is not ok. It also concerns me that the city is buying property and we are not getting what we need like good places to eat and fun things to do. Look at what woodinville did.	7/2/2022 1:34 PM
322	City Council is bringing in dangerous homeless population and density. Does not listen to citizens.	7/2/2022 11:54 AM
323	Densifying too much too quickly, beyond what's required by the state	7/2/2022 9:54 AM
324	Increase in crime and property taxes	7/2/2022 9:44 AM
325	Expense	7/1/2022 10:36 PM
326	Rising crime incidents	7/1/2022 7:02 PM

2022 Kirkland Community Survey

327	high speed drivers especially Northbound on Market. Add some speed bumps before someone is killed at one of the crosswalks. the blinky lights do not help if they are not in the road surface too!	7/1/2022 6:13 PM
328	Increase in crime/robbery and other safety issues Not sure if the city is prepared for all the growth and new developments to provide services, resources, safety The cost of living in Kirkland is getting to high for many families and they are been displaced There is room to improve the inclusion, equity and that we are really a welcoming community for everyone	7/1/2022 3:38 PM
329	Unchecked growth in surrounding area, i.e. Houghton commercial area and Google expansion plans.	7/1/2022 3:37 PM
330	Latest developments (actual and planned) are taking away from what has been an attractive life in Kirkland: too many business campuses, skyscrapers, too high concentration of a single business (no or little diversification). The traffic that will be generated by the new developments just makes me wonder how we are going to be able to circulate in the Kirkland area.	7/1/2022 3:37 PM
331	panhandling. There has been a severe increase, and the panhandlers have become very aggressive, walking in between traffic, standing right next to car windows the whole red light with signs placed against the windows.	7/1/2022 1:48 PM
332	Non-wealthy are being pushed out	7/1/2022 12:14 PM
333	city council makes decisions without respect for communities must effected. they may listen but clearly make up their minds and often disregard neighborhood impacts residents are informed after the fact	7/1/2022 12:08 PM
334	Big problem with porch pirates and mail theft in the Finn Hill area and no action being taken to help with these problems.	7/1/2022 11:54 AM
335	My largest concern is the loss of our small town feel. We are adding cooperate interests to our neighborhoods, and taking down homes with yards to add 2 or 3 per lot.	7/1/2022 11:31 AM
336	Big buildings being built looking like sky rises, the fact that middle income older homes are being demolished demolished and replaced by mansions that are taking over landscape views or built closer together to other buildings. Lack of diversity for other cultures and lack of acknowledgment of natives Americans of the area precolonial history of the area please continue to evolve in that area.	7/1/2022 11:18 AM
337	Development is running amok. Developers seem to get away with all kinds of things, and the result tends not to meet the real long-term needs - affordable equity (owned, not rental) housing.	7/1/2022 9:54 AM
338	The City Council's utter lack of leadership	7/1/2022 9:48 AM
339	Inequity in not being able to accommodate people who aren't millionaires. Crucial aging infrastructure needs more funding and developers need to build more, but smaller homes to allow for a middle class.	7/1/2022 9:10 AM
340	increased crime	7/1/2022 9:05 AM
341	The cost of living is going through the roof. I have to leave because I can't afford to live here any longer.	7/1/2022 8:45 AM
342	I see expansion without consideration of cost.	7/1/2022 8:45 AM
343	Growth concerns me. It can't be stopped but managing is key. Growth brings jobs which is good. Obviously housing prices are a concern. Our kids won't be able to afford to live here.	7/1/2022 8:25 AM
344	Development - too many new residences without increased road capacity or thought if impact on existing residents & businesses. City Council not listening to their constituents.	7/1/2022 8:21 AM
345	The breakup of forest, woodland (including hillsides) for construction. Regardless of whether it is "allowed" this area is very very unique around lake Washington and it is being irrevocably destroyed.	7/1/2022 7:36 AM
346	Small, middle class family homes being torn down and replaced with mega houses.	7/1/2022 7:28 AM
347	I travel a lot, and many other US cities, often smaller ones, have better parks, waterfront amenities, and tourism infrastructure. Kirkland has not capitalized on this potential.	7/1/2022 2:14 AM

2022 Kirkland Community Survey

348	I'm concerned that the cost of housing has become so high that even those earning in a higher income bracket cannot afford rent or to purchase a home.	6/30/2022 10:15 PM
349	I am concerned about the increase in conservative politics like anti mask movement.	6/30/2022 9:38 PM
350	Too much growth with disappearing lots previously covered by trees	6/30/2022 9:20 PM
351	housing costs	6/30/2022 9:15 PM
352	I don't like the way the city government is kowtowing to the Woke bullies who pitch the diversity, equity, inclusion nonsense.	6/30/2022 9:06 PM
353	I have seen a rise in homeless people and crime (break ins, shootings, etc). With the homeless shelter also coming to the La Quinta inn, I am concerned there will be more crime	6/30/2022 8:53 PM
354	cars	6/30/2022 8:51 PM
355	The Council has left basic government functions by the wayside while prioritizing "politically correct" (aka "woke") policies.	6/30/2022 8:45 PM
356	Googlites	6/30/2022 8:18 PM
357	Over crowding	6/30/2022 7:51 PM
358	I don't support the methods kirkland has chosen regarding the acquisition of hotels/motels to house the homeless.	6/30/2022 7:24 PM
359	Kirkland is so terrified of low income or unhoused people that they've turned down light rail in the past and seek to ruin their housing market now. NIMBY culture is incredibly rampant.	6/30/2022 7:09 PM
360	Concerned about public safety with drug dealers and gun owners renting near elementary schools.	6/30/2022 7:06 PM
361	Crime	6/30/2022 7:02 PM
362	too much building and you folks have changed the height of the buildings. I feel like I will be living in New York.	6/30/2022 6:58 PM
363	Stopping at every damn red light at every single intersection. You folks must plan to make all of us stop everytime. It is amazing how far you can travel on surface streets in Bellevue without stopping by driving the speed limit..... Not in Kirkland.... And a tremendous waste of gas too.	6/30/2022 6:38 PM
364	Rising cost of rent	6/30/2022 6:15 PM
365	The rate of growth and being able to handle the additional people and traffic as quickly as density is being added. Growth is really good but change can be hard.	6/30/2022 6:13 PM
366	Impact of development e.g. commercial, apartment buildings	6/30/2022 6:11 PM
367	Lack of police presence.	6/30/2022 6:08 PM
368	Rising housing costs and rising property taxes with it.	6/30/2022 5:58 PM
369	Population density	6/30/2022 5:23 PM
370	The city keeps allowing the building of condo housing with pretty much no garden and zero trees. I dont understand why it gives developers so much leeway in covering so much soil with concrete. The city is squandering the city's future by increasing risks of floods and slidings and pollution due to lack of mature trees. Also, the La Quinta low barrier housing project, literally against a middle/high school, is ludicrous. Before you know it kids will trip on needles and the bus station will end up being much less safe for those taking the bus daily after activities.	6/30/2022 5:12 PM
371	City council's lack of accountability to the people of Kirkland they do what ever they want with little regard for the desires and needs of the people who elected them.	6/30/2022 5:01 PM
372	New dense construction without updates to roads.	6/30/2022 4:47 PM
373	To many developments. There is always construction going on.	6/30/2022 4:41 PM
374	transfer station in the best place>	6/30/2022 4:29 PM

2022 Kirkland Community Survey

375	Increased population density	6/30/2022 4:27 PM
376	Losing the above qualities	6/30/2022 11:19 AM
377	Safety! The police scare me as much as the criminals. Would love to get to know the police force.	6/30/2022 9:28 AM
378	Over development	6/30/2022 7:55 AM
379	The City of Kirkland has pushed support of liberal policies and politics way too much and by doing so, the City is actually creating exclusion not inclusion. Not everyone supports gay marriage and transgender identities. In fact, for some, these issues are a direct conflict of religion. So by pushing and supporting these issues as a City, you are disrespecting and excluding people, and religious people, who don't have the same beliefs that the City has.	6/29/2022 10:57 PM
380	Crime increasing, too expensive, growing out of small town feel, too many people without enough road & housing infrastructure. Crowding of houses and cutting down too many trees.	6/29/2022 10:00 PM
381	Traffic	6/29/2022 9:20 PM
382	Prices, good moved here right after college and as a teacher could afford it. It's getting to the point that I no longer can.	6/29/2022 9:18 PM
383	Expensive housing - need more homes!	6/29/2022 9:15 PM
384	Violence, shootings, lack of respect for senior citizens by the residents and police	6/29/2022 8:39 PM
385	Crime!!! I do not want us to become another Seattle.	6/29/2022 7:53 PM
386	Crime	6/29/2022 7:16 PM
387	traffic	6/29/2022 4:34 PM
388	City of Kirkland government overreach without public/voter approval	6/29/2022 4:31 PM
389	Traffic - with all the housing popping up, traffic in Kirkland (116th, downtown Kirkland, downtown Juanita village/beach) has gotten quite worse and amount of roadways hasn't and doesn't seem to be changing to keep up. And the parking and space at beaches also isn't keeping up. Juanita beach, O O Denny have plenty of space for people but on a nice day the traffic and parking is mad and no parking available which requires people to return home making it difficult and embarrassing and unreliable if you plan to meet friends / guests	6/29/2022 3:45 PM
390	The 85th Station Area Plan is a HUGE concern. The need for our City Council to shove thousands of people into condos/apartments all in the name of growth - really just to line their pockets.	6/29/2022 3:17 PM
391	Schools	6/29/2022 3:16 PM
392	Safety	6/29/2022 2:39 PM
393	Traffic	6/29/2022 2:01 PM
394	I didn't think a white suburb could be gentrified but now I know better. I hate what it's become, especially what's happened to parkplace and what's going to happen to Rose Hill. Kirkland isn't meant to have highrises and fancy condos; it's not meant to be so bougie; it's not Bellevue, and that's what it's becoming, to the point that I honestly can't stand to go back there. Not that I could even afford to live there anymore anyway even if I wanted to.	6/29/2022 2:01 PM
395	Crime and prevalence of homeless individuals camping on public property; feels like we're becoming Google-land	6/29/2022 1:45 PM
396	Mail theft	6/29/2022 1:42 PM
397	Kirkland is becoming very dense, more crowded and traffic, homelessness and people getting priced out are all issues. The area is heavily taxed and people are more and more disconnected.	6/29/2022 1:40 PM
398	That the city government doesn't listen to its constituents.	6/29/2022 1:15 PM
399	Traffic in the Totem Lake / Kingsgate area is getting worse, and the city is NOT enforcing traffic laws, e.g. do not block intersection, do not enter intersection on red (even if you have	6/29/2022 12:53 PM

2022 Kirkland Community Survey

	waited through 2 light changes), etc.	
400	The abundance of new apartments being built are going to have an adverse affect on traffic.	6/29/2022 10:02 AM
401	I think it's great if your a Google or Amazon employee or a contractor who wants to make a fortune building houses. Otherwise, City of Kirkland does not want you here.	6/29/2022 9:13 AM
402	too many short plat developments	6/29/2022 9:11 AM
403	City planners are morons who seem to seek to regulate the rights away of property owners and developers. Exemplified by the most recent erroneous tree regulations that were put into place.	6/29/2022 8:29 AM
404	Housing Affordability - even making over \$150k, we cannot afford to buy a house. Afraid rental costs will keep increasing to where we will have to move.	6/29/2022 8:09 AM
405	Too much growth	6/29/2022 7:44 AM
406	unbridled development creating out of control property tax increases	6/29/2022 7:29 AM
407	I have some concerns about the homeless population & crime increasing. Having rented in Ballard during 2020, we do not want that to occur here.	6/29/2022 7:25 AM
408	Lack of infrastructure such as roads or frequent enough public transportation to keep up with new apartments, condos and infill.	6/29/2022 7:23 AM
409	Lack of city council transparency concerns me. Doing away of HCC (when approved by voters), La Quinta issue, purchase of old PCC.	6/29/2022 6:47 AM
410	To much multi family and no new roads. People do not use bicycles to conduct their business.	6/29/2022 4:27 AM
411	Houghton transfer station needs to be moved elsewhere. It creates a lot of traffic in our area. And the community can benefit from mor playgrounds. We do not have wnough playgrounds in Bridle Tails area.	6/29/2022 4:11 AM
412	City not allowing trees to be cut and sometimes looking at parks budget doesn't seems high. Cost of permitting new homes is high and time to get permit is so long	6/29/2022 12:47 AM
413	housing prices and increase in HOA every year	6/29/2022 12:22 AM
414	Crime	6/28/2022 11:57 PM
415	Insufficient Staffing at local business	6/28/2022 10:50 PM
416	Need to balance preserving natural spaces, trees, green spaces with need for housing. Smaller houses. More affordable houses. Stop clear cutting lots for development.	6/28/2022 10:40 PM
417	Not very much community engagement with police departments. Would like to see more positive online engagement and more opportunities to connect with them at Coffee with a Cop or such.	6/28/2022 10:35 PM
418	Crime	6/28/2022 10:06 PM
419	No sidewalks for kids to walk home from school, whatever sidewalks are present around the houghton transit center are not walkable due to overgrown grass and poking blackberry bushes	6/28/2022 9:50 PM
420	Lack of a fire station on the east side of 405 in the Kingsgate and surrounding area	6/28/2022 9:41 PM
421	Positive on Kirkland's growth	6/28/2022 9:38 PM
422	crime, homeless	6/28/2022 9:11 PM
423	Over building of apartments and loss of affordable retail (bagel store, bookstore, small independent movie theater, etc.) with Urban.	6/28/2022 9:11 PM
424	City Council's ability to protect what we have here	6/28/2022 9:03 PM
425	Excessive development with illogical planning for drivers and parking, from Totem Lake shopping center to the 85th redevelopment plans. Congested stretch of 405 to exit attractions all causes stress for drivers bit also doesn't fee safe for pedestrians, bikers or public transit... hence low adoption of those considerations to date.	6/28/2022 8:46 PM
426	Cranky people who don't want to see change	6/28/2022 8:41 PM

2022 Kirkland Community Survey

427	Over sized buildings that tower over even our tallest trees.	6/28/2022 8:35 PM
428	The lack of investment in parks, lack of investment in neighborhoods and the lack of littler pick up.	6/28/2022 8:22 PM
429	Cost of living is horrible for middle income families	6/28/2022 7:40 PM
430	Crime	6/28/2022 6:46 PM
431	Traffic	6/28/2022 6:38 PM
432	Do not buy hotels for homeless people	6/28/2022 6:13 PM
433	Lack of parking and congestion downtown.	6/28/2022 6:01 PM
434	Clear cutting trees for housing.	6/28/2022 5:45 PM
435	Overcrowding	6/28/2022 5:43 PM
436	Speeding traffic	6/28/2022 5:42 PM
437	Influx of traffic creating unbearable noise and danger to pedestrians.	6/28/2022 4:55 PM
438	I'm concerned that Houghton will allow much taller buildings now that we've lost the Houghton Community Council to protect the small town vibe	6/28/2022 4:50 PM
439	Seems to be more crime. Parking in neighborhoods is not policed.	6/28/2022 4:43 PM
440	Housing and people being priced out of the area.	6/28/2022 4:33 PM
441	TRAFFIC, TRAFFIC, TRAFFIC. Lack of concern for neighbors' views. Allowing others to plant trees that block views. NO recourse. No rules for hedge height. Mansions built on small lots. Increase home values and taxes going through the roof. NO control over other countries (China) buying up homes and not living in the homes. Housing prices have skyrocketed due in part to unlimited funds available from out of the Country investors. Seniors being priced out of their homes after 30+ years. Need to be "poor" to get tax breaks over 60.	6/28/2022 4:27 PM
442	High cost of housing means it is unlikely that my children will stay in this area or that I will retire in this area.	6/28/2022 4:15 PM
443	Not enough housing, homeless hotels are going up everywhere there's no room here the Rensu hi it's gonna be a cluster fuck	6/28/2022 4:02 PM
444	Curious if remote worker movement I was factored into the decision to expand 85th and 405 highway interchange and not communicating with highland and other parts of Kirkland affected by this expansion.	6/28/2022 3:48 PM
445	Lack of adequate housing supply and diversity.	6/28/2022 3:26 PM
446	I'm alarmed at the lack of communication with the neighbors of the KPD during an incident around 9:30 pm on June 21 when numerous (more than 10) police cars came down Central way to Kirkland Way with sirens blaring. I was walking my dog and it wasn't clear if there was any danger and there was no follow up communication or explanation in the local news that I could find.	6/28/2022 3:24 PM
447	Ever increasing property taxes, growth, increasing traffic, increasing crime.	6/28/2022 3:18 PM
448	I am concerned about the housing costs and property tax increases. I grew up here and would love to be able to afford an apartment near Kirkland Urban. The local jobs do not pay enough for the local housing, with the exception of tech companies. Not everyone is in tech, and I resent Kirkland for favoring that profession.	6/28/2022 3:13 PM
449	Nothing	6/28/2022 3:07 PM
450	City administration is really bureaucratic and hard to deal with. Renting sports fields is extremely difficult unless you are a baseball team. What other cities can do for rentals in a few days would take weeks and outrageous amounts of extra paperwork for Kirkland. City building department is incompetent. Mistake your inspector made, which they said was my fault for not knowing they were wrong about their rules, cost me thousands of dollars in cash and time lost to remedy. The whole thing with the bus station at 85th street is also ridiculous. Totally mismanaged the rail process and now we get a bus in one of the most heavily trafficked parts	6/28/2022 3:00 PM

2022 Kirkland Community Survey

of our freeway system. How much are we spending on that crazy bridge oh the trail in totem lake? Also ridiculous.

451	Schools overcrowded and underfunded.	6/28/2022 2:54 PM
452	The amount of building, the amount of traffic, the over crowding in schools, taxes, and the heights of buildings obscuring views	6/28/2022 2:46 PM
453	Escalating taxes and fees.	6/28/2022 2:36 PM
454	Progressive policy. Lack of support for police/fire depts. School district focus on wine policy instead of basic education. Leave the parenting to parents and do your job teaching academics.	6/28/2022 2:34 PM
455	Over building Roads and schools can't handle.	6/28/2022 2:29 PM
456	The rate of development and loss of greenspaces and larger trees.	6/28/2022 2:29 PM
457	Nimbyism	6/28/2022 2:23 PM
458	The amount of vehicles that are parked on the streets in our neighborhood for years now with expired tabs. Yes they have been reported!	6/28/2022 2:00 PM
459	The massive growth, the traffic congestion, the huge Google complex going in on 85th, the inability to drive to Bellevue and Redmond in a reasonable amount of time, the very small property lots as they are subdivided, the lack of parking provided for the apartments going in.	6/28/2022 1:55 PM
460	It is getting as dense as major cities.	6/28/2022 1:49 PM
461	Traffic is getting worse. Property taxes have tripped in 12 years and utilities are way too costly	6/28/2022 1:48 PM
462	Housing is unattainable for so many. We live in what is considered "poor area" and our homes are worth over a million.	6/28/2022 1:47 PM
463	Traffic and high density housing. Lack of parks in walking distance to 90th street on Finn Hill	6/28/2022 1:45 PM
464	I haven't lived here long enough but wouldn't want the community standards to decline, as they have in many parts of Seattle, especially with public safety	6/28/2022 1:37 PM
465	crime, theft and homeless people	6/28/2022 1:24 PM
466	How the city (city council especially) asks for community input and while they say "we got comments" do nothing to respect the opinions of anyone who disagrees with their ideas about what is best for Kirkland.	6/28/2022 1:05 PM
467	Traffic, but like traffic circles.	6/28/2022 1:03 PM
468	Increasing crime	6/28/2022 12:57 PM
469	Way too much development.	6/28/2022 12:56 PM
470	crime	6/28/2022 12:41 PM
471	Traffic	6/28/2022 12:38 PM
472	concerned about over development on finn hill and residential neighborhoods	6/28/2022 12:31 PM
473	Over population	6/28/2022 12:29 PM
474	Crime and safety as city grows	6/28/2022 12:29 PM
475	Too much acquiescence to woke/progressive/identity politics.	6/28/2022 12:26 PM
476	Too many bums.	6/28/2022 12:23 PM
477	Rapid growth—do we have services ready to meet the needs of the expanding population?	6/28/2022 12:19 PM
478	Increased homeless population, theft and crime seem to be on the rise.	6/28/2022 12:13 PM
479	Crime is rising in our area. That concerns me	6/28/2022 12:09 PM
480	It is concerning to me, that a local park (132nd Square) is being converted into a highly sought after rental field, without finding a solution for the local residents to use the field at normal	6/28/2022 12:09 PM

2022 Kirkland Community Survey

times (especially the kids at Kirkland Heights, and the park is frequently a way to encourage micro-community events. Growth is inevitable, but we would ask for a solution that acknowledges the Kingsgate neighborhoods.

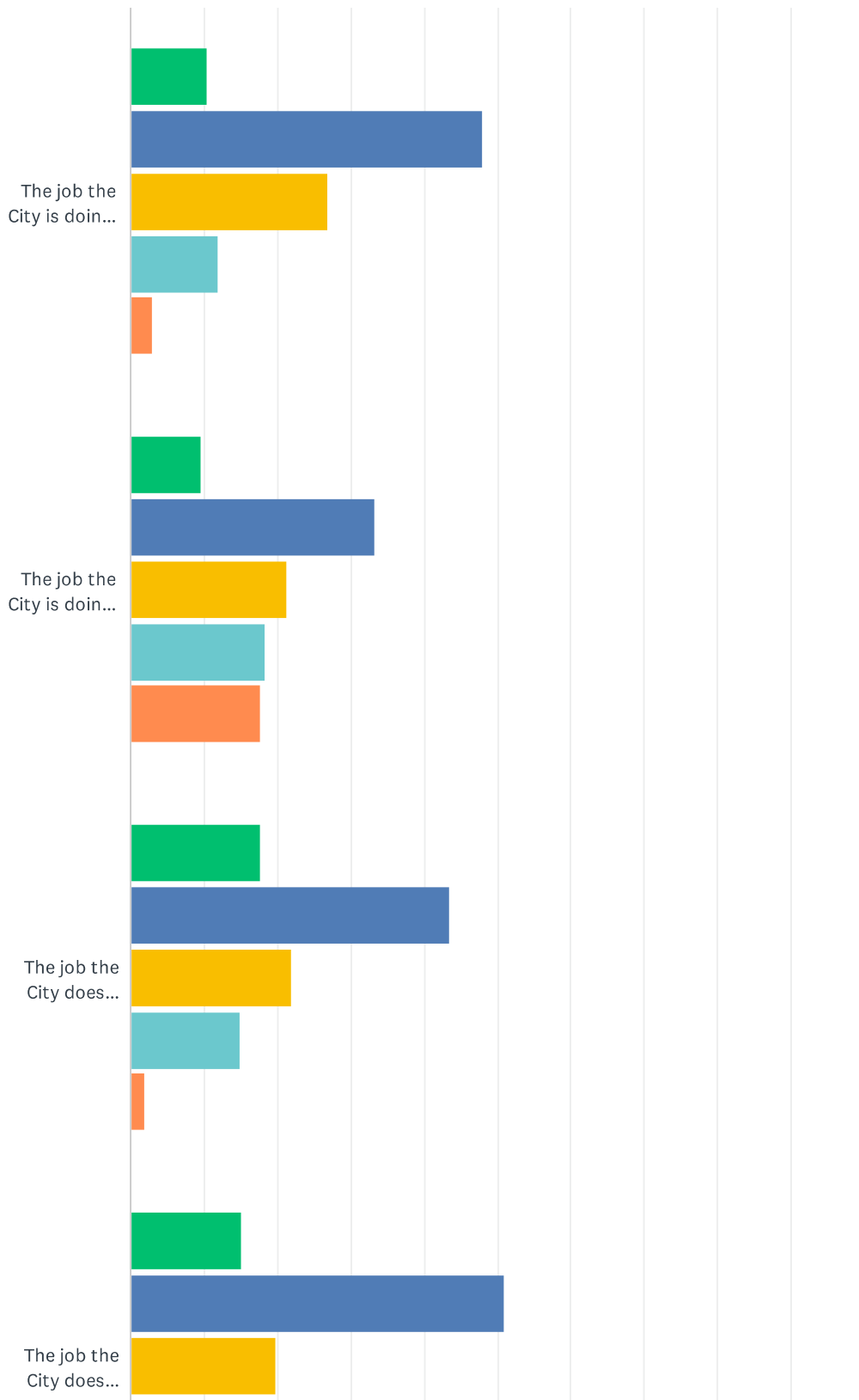
481	Increasing homeless population from Seattle and surrounding cities.	6/28/2022 12:03 PM
482	Resistance to change.	6/28/2022 11:57 AM
483	Oppressive regulations, especially environmental and development regulations that raise housing costs	6/28/2022 11:57 AM
484	Reliance on levies/property taxes to fund services	6/28/2022 11:51 AM
485	The cost of living. It's unaffordable to live in this area without taking a large mortgage.	6/28/2022 11:43 AM
486	Cost of living.	6/28/2022 11:42 AM
487	Violence	6/28/2022 11:40 AM
488	Too much crime. I never see police on my street. Ever.	6/28/2022 11:40 AM
489	retail in the downtown core seems unstable - businesses come and go at a pace - maybe rent is too high? Don't know. also, I absolutely LOATHE permitting and code enforcement - it is WAY too hard to improve my property. I mean, come on, improvements help everybody so make it easier to do them for crissakes.	6/28/2022 11:39 AM
490	Concerns about the 85th street development. Buildings will be too tall and traffic will be horrible.	6/28/2022 11:38 AM
491	Poor traffic safety enforcement	6/28/2022 11:29 AM
492	Too many hi rise apartments	6/28/2022 11:26 AM
493	The scores in schools are not high enough.	6/28/2022 11:25 AM
494	The traffic is horrible, and construction for more residents is everywhere. This does not appear sustianable, even with a "walking bridge." what a waste of money.	6/28/2022 11:25 AM
495	Ridiculous salaries paid to employees. Hate the police hate groups. Politics too liberal. Don't care about seniors.	6/28/2022 11:23 AM
496	Need a fully funded tree crew for Public Works	6/28/2022 11:18 AM
497	a few things, downtown kirkland and kirkland urban projects are bringing in many more people into the area.especially on rare sunny days, local traffic and be bad, and with more people and businesses moving in, it will get worse. And also, the parks along lake street and also getting over-crowded with kids (wanting to have fun) but it's beginning to look more like a Daytona or Ft. Lauderdale (spring breakers destination). I love the youth but crowded parking on side streets and kids being a bit aggressive isn't safe for those who are driving the roads. Last, we as a city are taking on more social issues, in these tough times, we are better to focus on better policing and upkeep of roads/surfaces/ last, please consider bury electrical lines in Market neighborhood.	6/28/2022 11:14 AM
498	The way building permits are written and set up as developer centric. There is very little acknowledgement of impact or assistance when an existing homeowner is asked to complete the same detailed permitting as a developer for a repair in kind situation. I was recently required to calculate permeability, required to have a geotechnical assessment completed, and asked to provide professional site map drawings when attempting to repair/replace an existing deck with the same size structure. City requirements, the bureaucratic effect of only identifying 1 requirement at a time, and lack of visibility to the process added 5 months and over \$6000 to a deck repair. I don't dispute the codes or requirements, but the lack of overall visibility or assistance for non-construction professionals trying to maintain their homes created a significant burden.	6/28/2022 11:11 AM
499	Growth and densening of hoods	6/28/2022 11:09 AM
500	Speeding traffic, lack of enforcement/penalties when drivers hit people walking or cycling. It's scary, and Kirkland seems to be indifferent.	6/28/2022 11:07 AM
501	Forcing mega projects like station area project with regards to neighbors concerns. No affordable housing for teachers, trades people and non tech people.	6/28/2022 11:07 AM

2022 Kirkland Community Survey

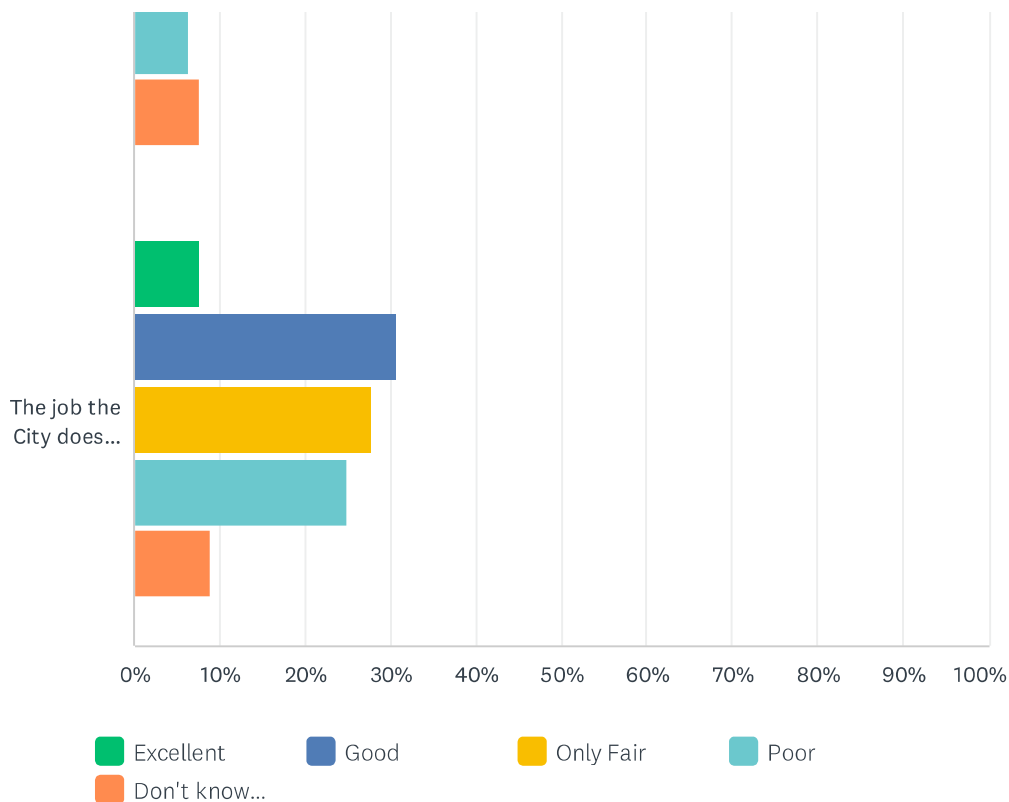
502	Bad 85th St. upzone plan	6/28/2022 11:05 AM
503	Housing affordability, even for professionals	6/28/2022 11:04 AM
504	The plowing, or rather lack there of, of neighborhood streets during snowstorms. The proposal to put a street through part of Juanita Heights park. It's such a small park already and no part of the protected land should be built over.	6/28/2022 11:00 AM
505	Neighborhood cleanliness	6/28/2022 11:00 AM
506	Loss of tree canopy associated with development.	6/28/2022 10:59 AM
507	Development is destroying the character of our neighborhoods and the natural environment. It's notable how much developers fund the campaigns of our city councilmembers.	6/28/2022 10:58 AM
508	Can't pay for needed improvements and the City council is passing laws that litigate after the crime, which is very libertarian.	6/28/2022 10:56 AM
509	Ending HCC, addition of so many "affordable" housing & homeless services near schools & childcare centers. This city used to be something to be proud of. Now it's something to be concerned about.	6/28/2022 10:56 AM
510	Stop the building...Kirkland used to be a nice friendly community, now it is big business filled with housing. No longer fun or cute.	6/28/2022 10:56 AM
511	Congestion in down town area.	6/28/2022 10:56 AM
512	The amount of new construction and the lack of affordability for the new apartments/houses, the extreme increase in property taxes	6/28/2022 10:55 AM
513	Building many new homes but not increasing road capacity	6/28/2022 10:53 AM
514	Too cumbersome a process to get the simplest of permissions. Updating a deck, requires one to wait weeks which is unnecessary in the age of technology.	6/28/2022 10:51 AM
515	Crime	6/28/2022 10:50 AM
516	That the housing crisis in the greater Seattle will cause our city to look like Seattle and have many of the same problems.	6/28/2022 10:49 AM
517	Kirkland is becoming like Seattle; becoming full of Wokeness and political crap from Sweet and friends. If it is good for Seattle, don't assume it is good for Kirkland.	6/28/2022 10:29 AM
518	The housing market and how home prices keep going up.	6/28/2022 10:27 AM
519	Unbalanced development. I am concerned about the plan to put in a Transit station and housing development at 85th when the plan does not call for a park and ride. We really need a park and ride there, badly.	6/28/2022 10:27 AM
520	Lame & lazy municipal workers and corruption. With all property taxes and income they have still in winter time many roads do not get clean. In summer time all garbage and trashes don't get picked up quickly in public area, Finn Hill doesn't get any improvement with traffic or road conditions	6/28/2022 10:25 AM
521	Parks working mostly for baseball	6/28/2022 10:22 AM
522	Growth and expansion seemingly without infrastructure (schools, traffic etc) to support the growth.	6/28/2022 10:21 AM

Q12 Please indicate how you think Kirkland City government is doing in each of the following areas. How would you rate...

Answered: 571 Skipped: 96



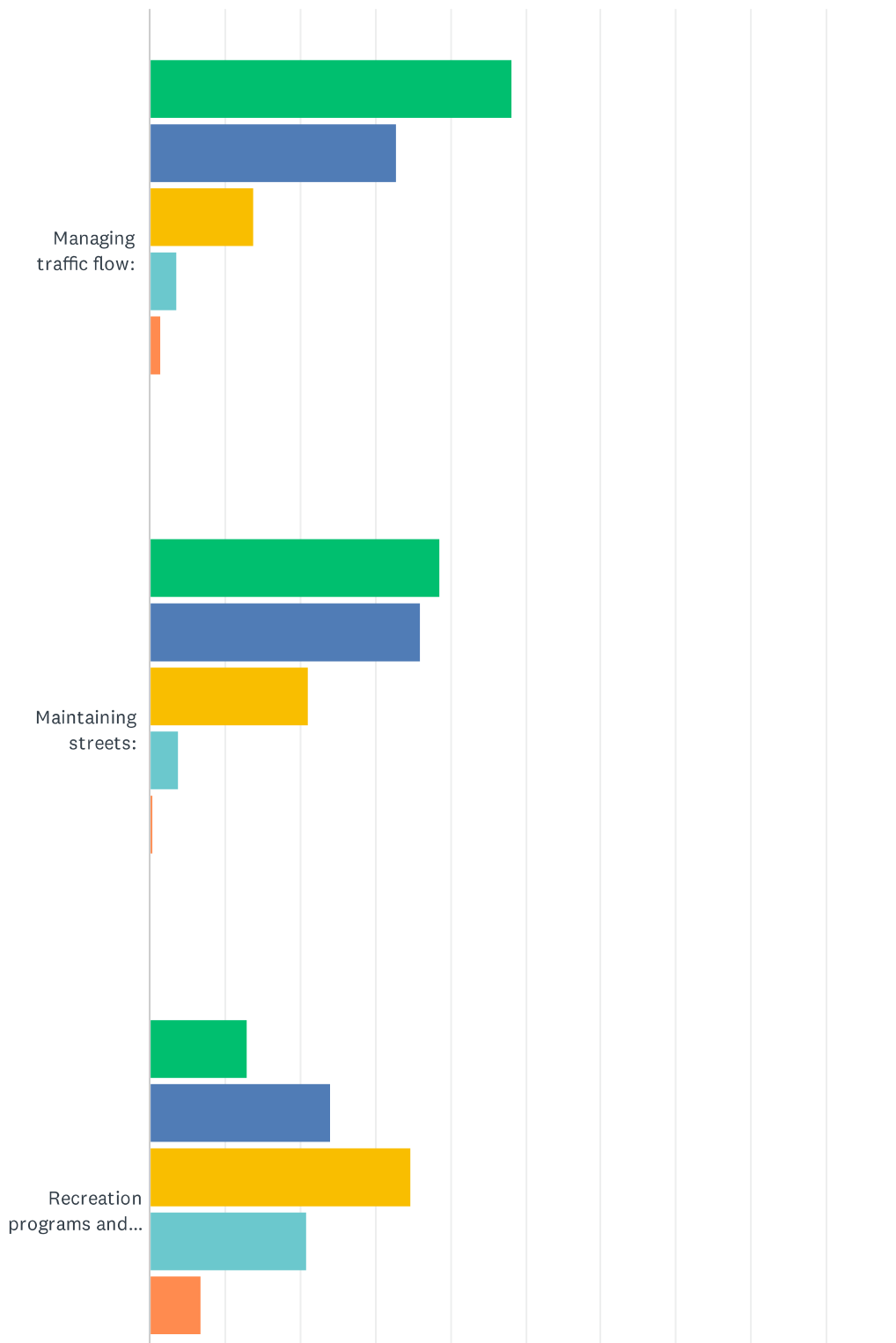
2022 Kirkland Community Survey



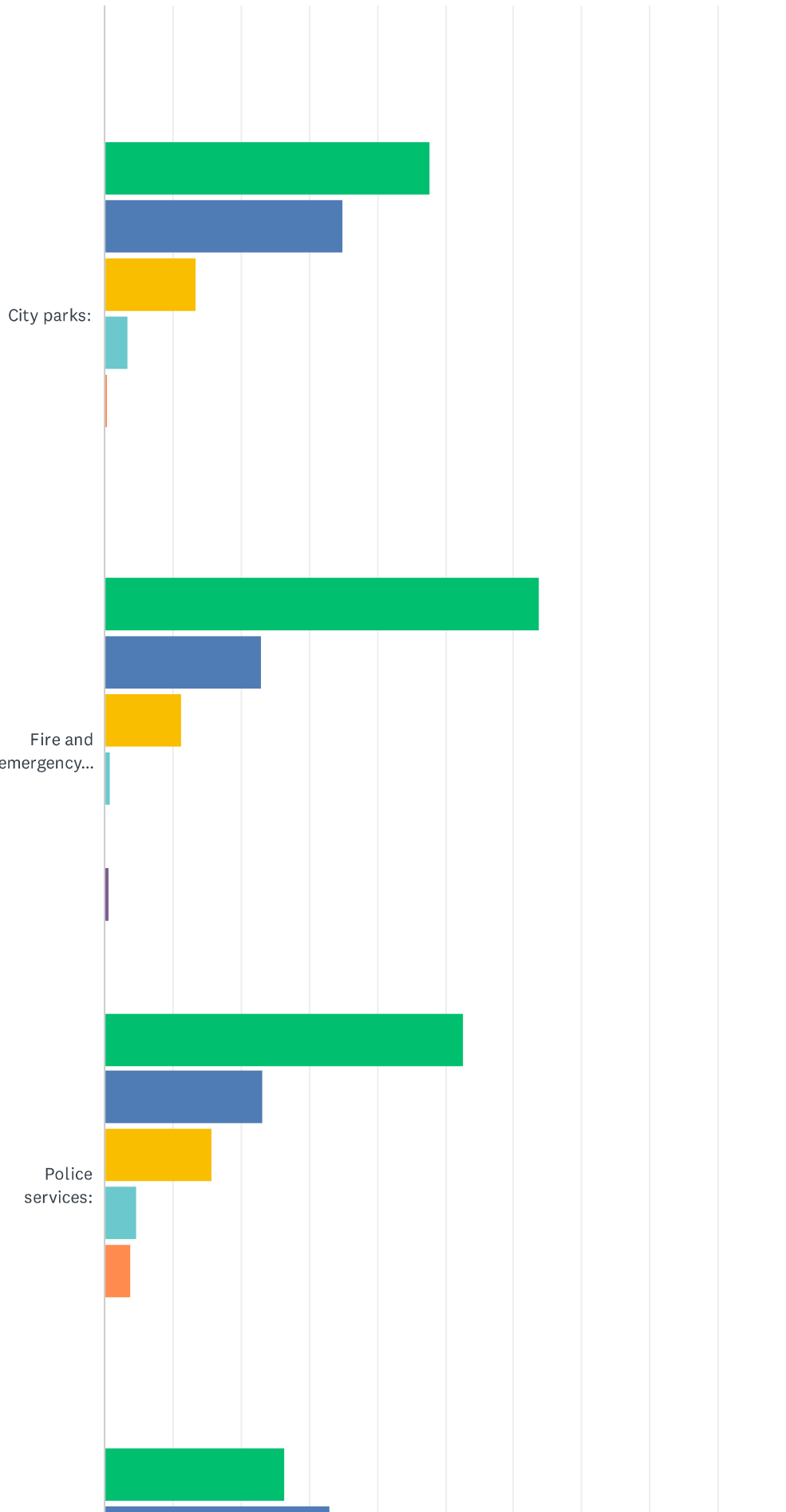
	EXCELLENT	GOOD	ONLY FAIR	POOR	DON'T KNOW / NOT SURE	TOTAL	WEIGHTED AVERAGE
The job the City is doing overall:	10.35% 59	47.89% 273	26.84% 153	11.93% 68	2.98% 17	570	2.51
The job the City is doing managing the public's money:	9.65% 55	33.16% 189	21.23% 121	18.25% 104	17.72% 101	570	1.99
The job the City does keeping residents informed:	17.72% 101	43.51% 248	21.93% 125	14.91% 85	1.93% 11	570	2.60
The job the City does delivering services efficiently:	15.06% 86	50.96% 291	19.79% 113	6.48% 37	7.71% 44	571	2.59
The job the City does focusing on the priorities that matter most to residents:	7.72% 44	30.70% 175	27.72% 158	24.91% 142	8.95% 51	570	2.03

Q13 Below is a list of services and functions provided by the City. Please indicate how important each City function is to you and your household. Please use a scale of 1 to 5, where 5 means it is "extremely important" and 1 means that it is "not at all important".

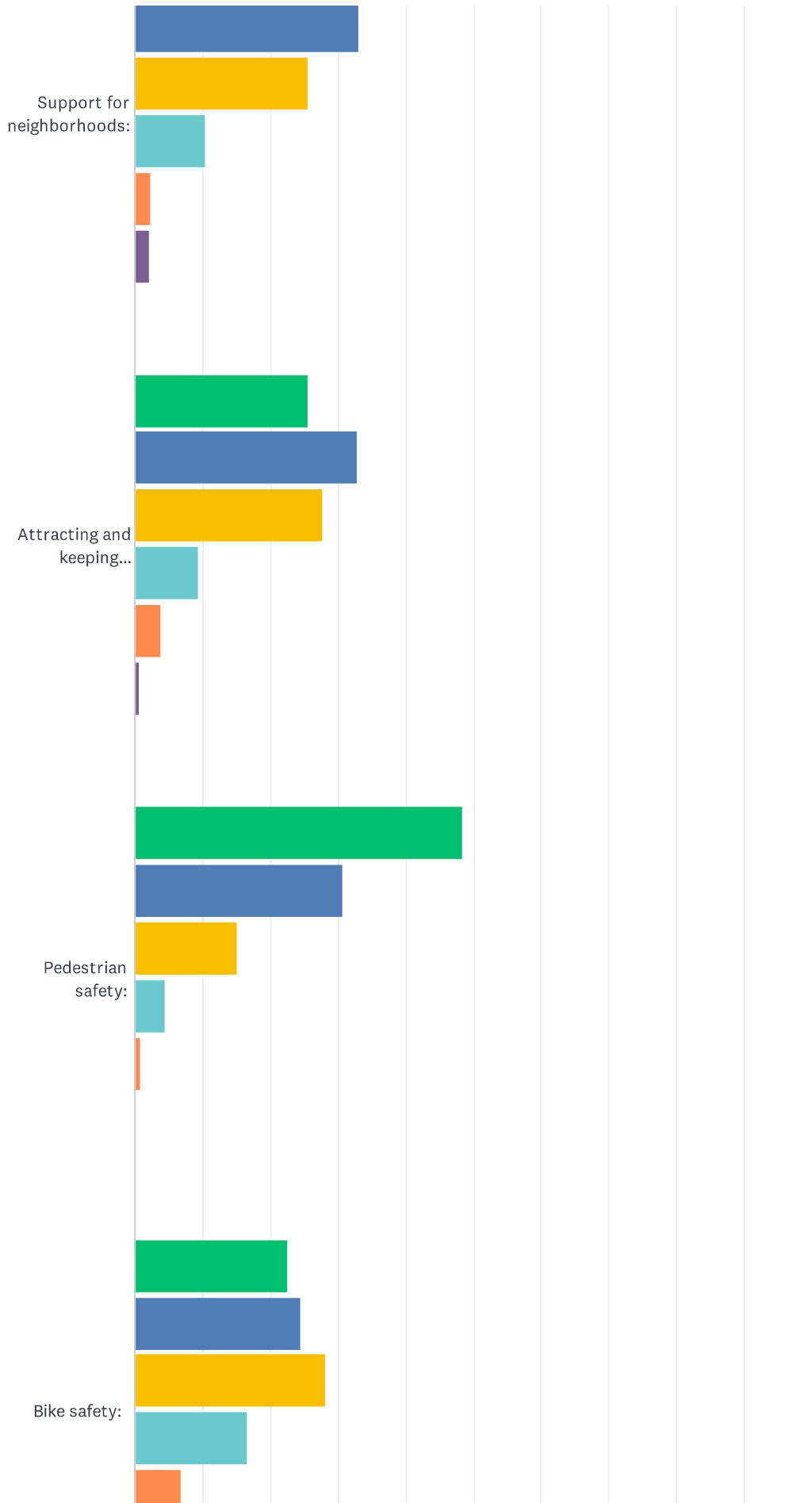
Answered: 538 Skipped: 129

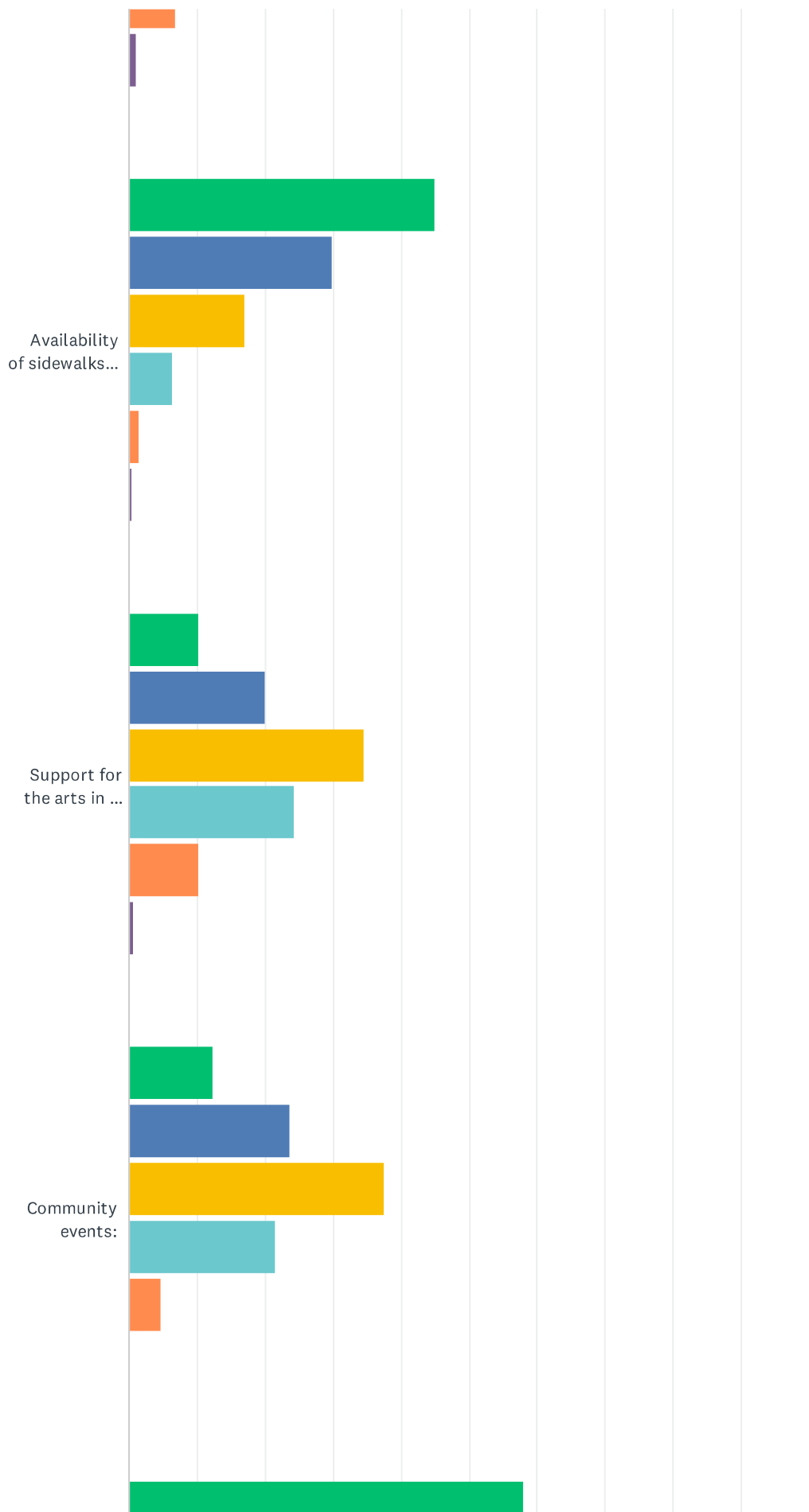


2022 Kirkland Community Survey

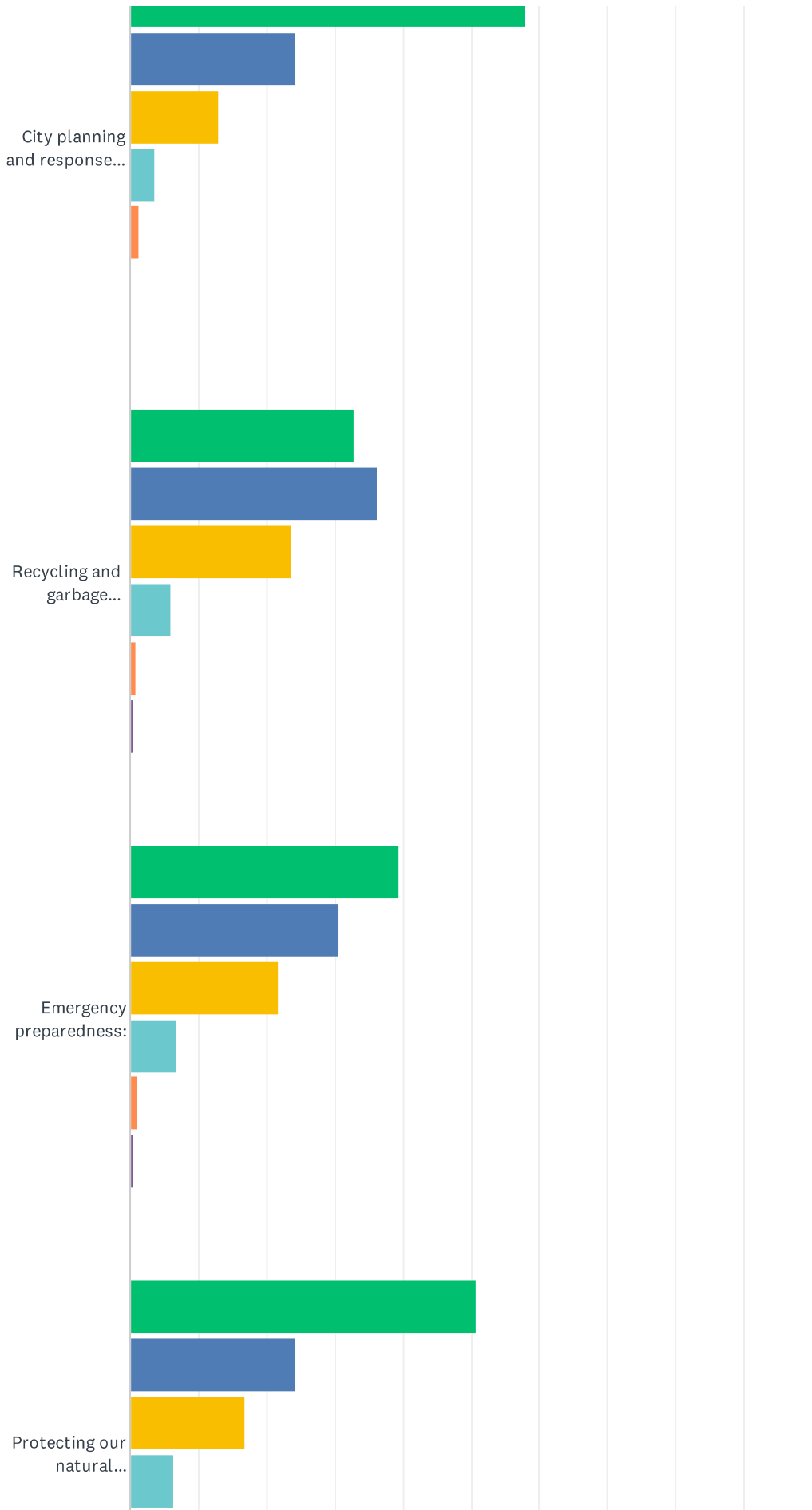


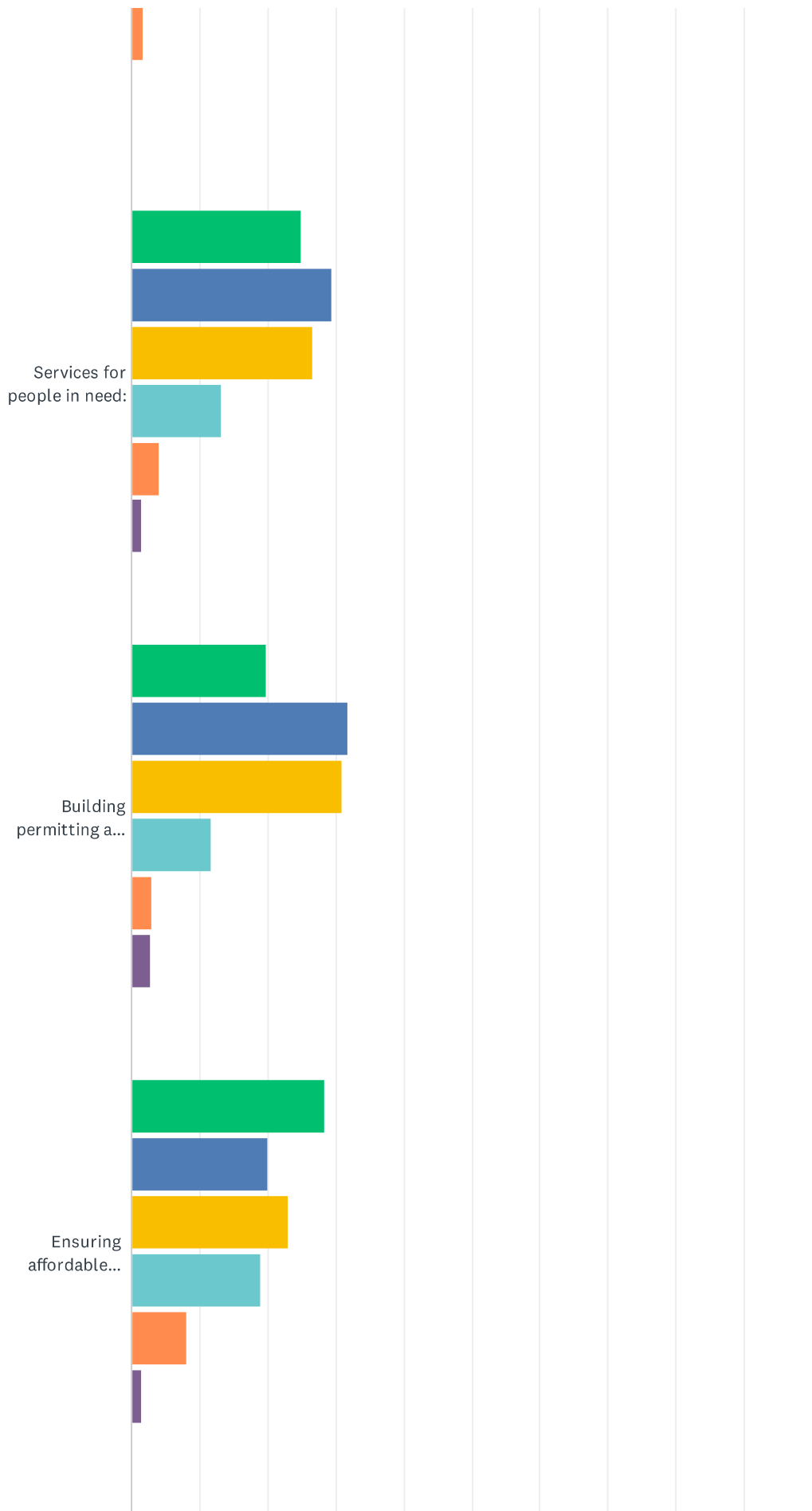
2022 Kirkland Community Survey



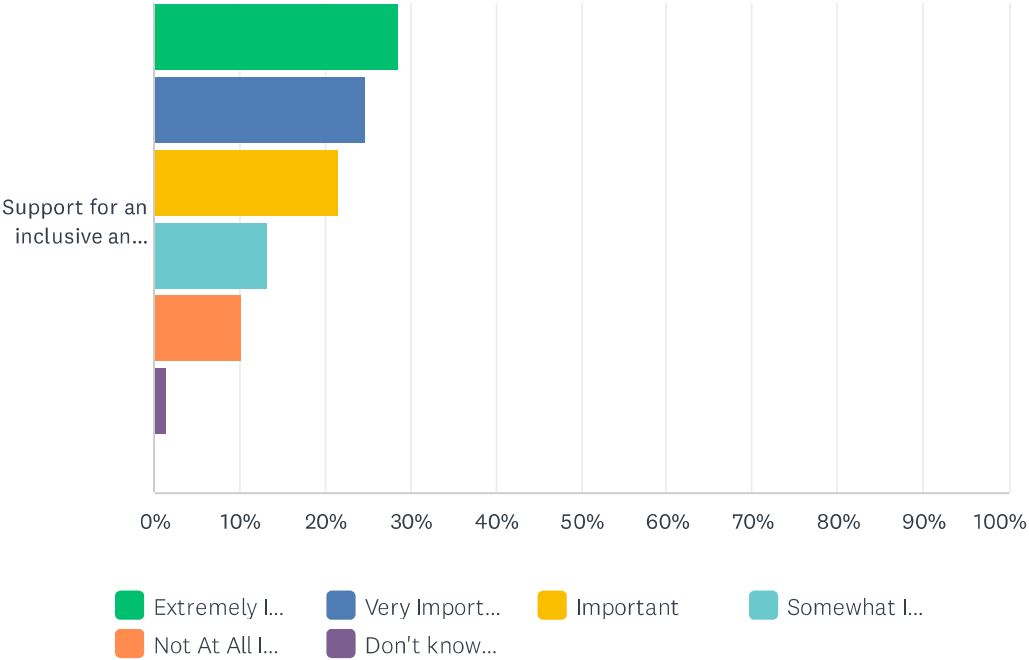


2022 Kirkland Community Survey





2022 Kirkland Community Survey



2022 Kirkland Community Survey

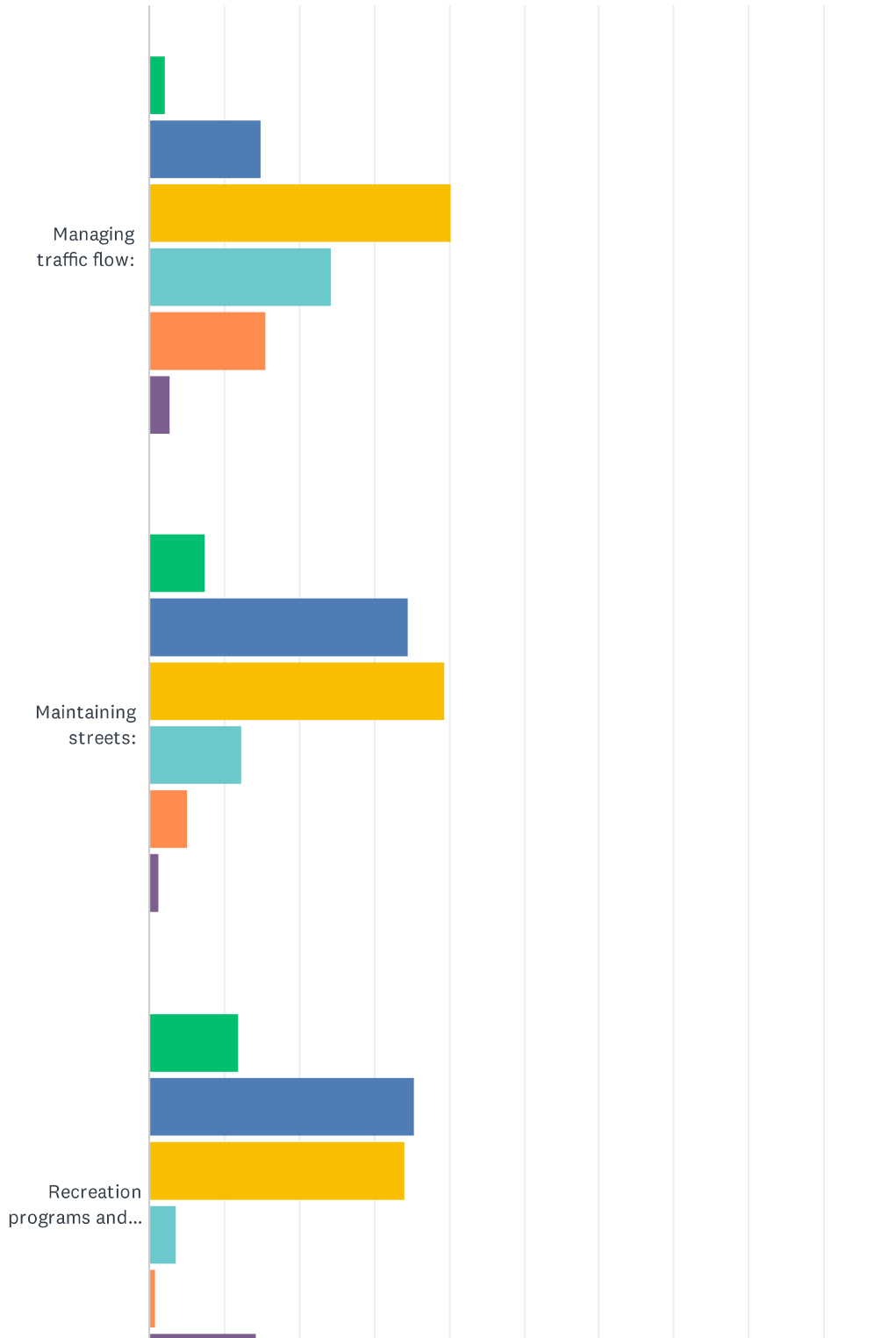
	EXTREMELY IMPORTANT	VERY IMPORTANT	IMPORTANT	SOMEWHAT IMPORTANT	NOT AT ALL IMPORTANT	DON'T KNOW / NA	TOTAL	WEIGHTED AVERAGE
Managing traffic flow:	48.13% 258	32.84% 176	13.81% 74	3.73% 20	1.49% 8	0.00% 0	536	4.22
Maintaining streets:	38.65% 206	36.02% 192	21.20% 113	3.75% 20	0.38% 2	0.00% 0	533	4.09
Recreation programs and classes:	13.08% 70	24.11% 129	34.77% 186	20.93% 112	6.92% 37	0.19% 1	535	3.15
City parks:	47.66% 255	34.95% 187	13.46% 72	3.36% 18	0.37% 2	0.19% 1	535	4.26
Fire and emergency medical services:	63.75% 343	23.05% 124	11.34% 61	0.93% 5	0.19% 1	0.74% 4	538	4.47
Police services:	52.71% 282	23.18% 124	15.70% 84	4.67% 25	3.74% 20	0.00% 0	535	4.16
Support for neighborhoods:	26.40% 141	32.96% 176	25.66% 137	10.49% 56	2.43% 13	2.06% 11	534	3.64
Attracting and keeping businesses in Kirkland:	25.56% 137	32.84% 176	27.80% 149	9.33% 50	3.92% 21	0.56% 3	536	3.65
Pedestrian safety:	48.50% 259	30.71% 164	15.17% 81	4.49% 24	0.94% 5	0.19% 1	534	4.21
Bike safety:	22.62% 121	24.49% 131	28.22% 151	16.64% 89	6.92% 37	1.12% 6	535	3.36
Availability of sidewalks and walking paths:	44.96% 241	29.85% 160	16.98% 91	6.34% 34	1.49% 8	0.37% 2	536	4.09
Support for the arts in the community:	10.24% 55	20.11% 108	34.45% 185	24.39% 131	10.24% 55	0.56% 3	537	2.94
Community events:	12.34% 66	23.74% 127	37.57% 201	21.50% 115	4.67% 25	0.19% 1	535	3.17
City planning and response to growth:	57.97% 309	24.20% 129	12.95% 69	3.56% 19	1.31% 7	0.00% 0	533	4.34
Recycling and garbage collection:	32.77% 176	36.31% 195	23.65% 127	5.96% 32	0.93% 5	0.37% 2	537	3.93
Emergency preparedness:	39.41% 212	30.48% 164	21.75% 117	6.88% 37	1.12% 6	0.37% 2	538	3.99
Protecting our natural environment:	50.75% 272	24.25% 130	16.79% 90	6.34% 34	1.68% 9	0.19% 1	536	4.15
Services for people in need:	25.00% 134	29.48% 158	26.68% 143	13.25% 71	4.10% 22	1.49% 8	536	3.54
Building permitting and	19.74% 105	31.77% 169	31.02% 165	11.65% 62	3.01% 16	2.82% 15	532	3.45

2022 Kirkland Community Survey

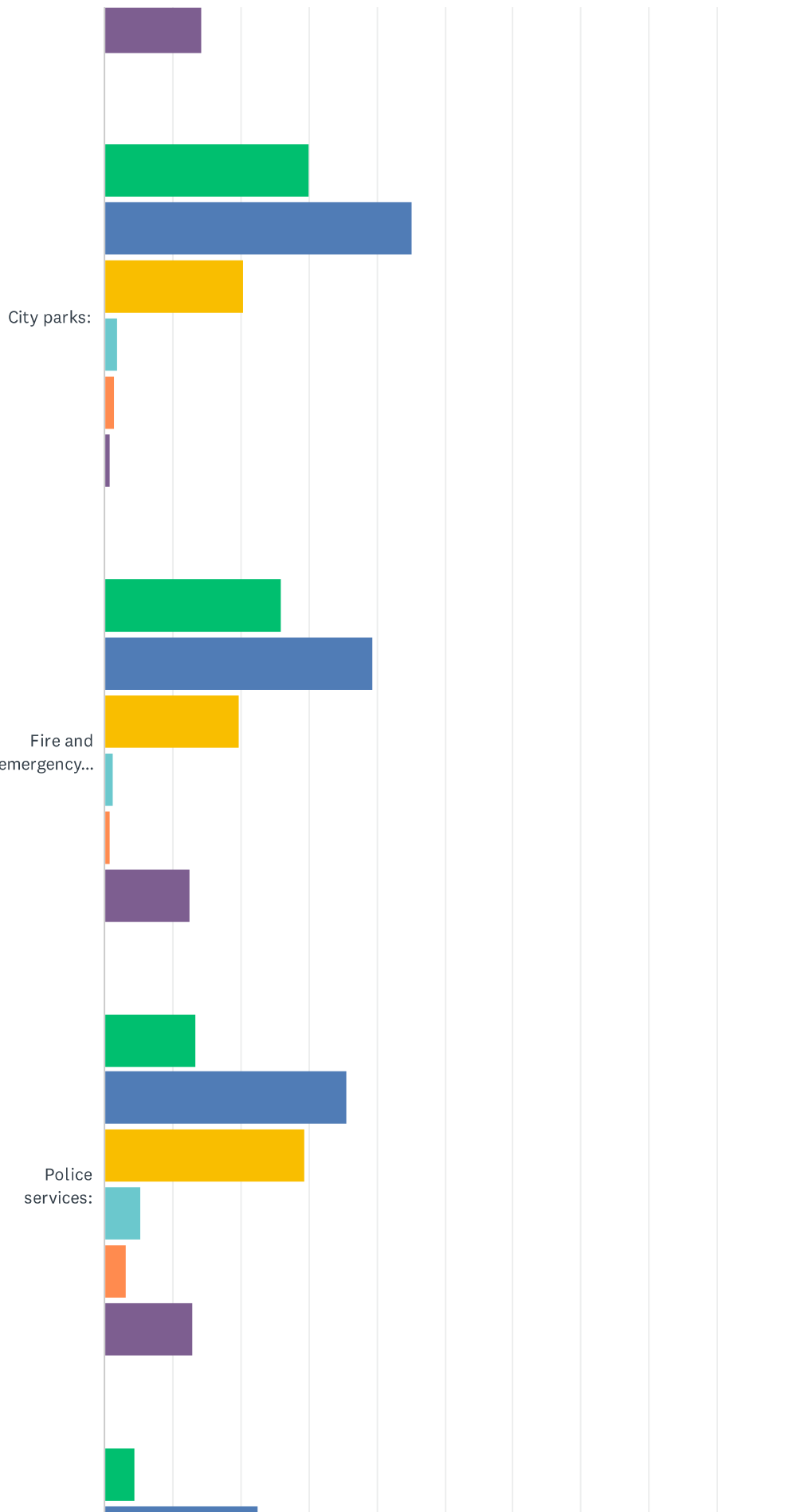
inspection:								
Ensuring affordable housing options for seniors, low income and working class residents:	28.25% 152	20.07% 108	23.05% 124	18.96% 102	8.18% 44	1.49% 8	538	3.37
Support for an inclusive and welcoming community:	28.68% 154	24.77% 133	21.60% 116	13.22% 71	10.24% 55	1.49% 8	537	3.44

Q14 Using the same list, please indicate how well you think the City is doing in each area. Use an A thru F grading scale which "A" means "Excellent," "B" means "Above Average," "C" is "Average," "D" is "Below Average," and "F" is "Failing."

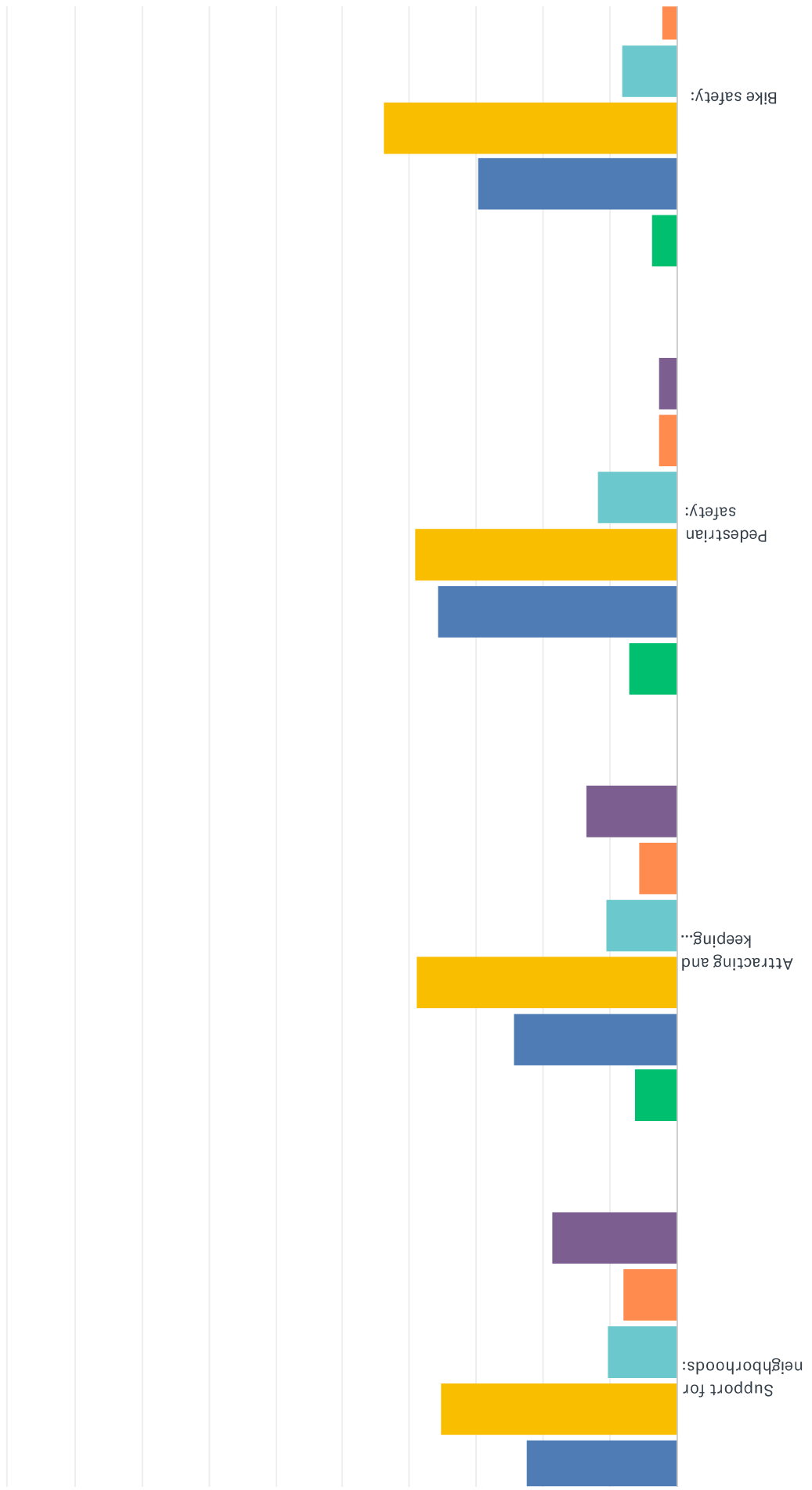
Answered: 534 Skipped: 133

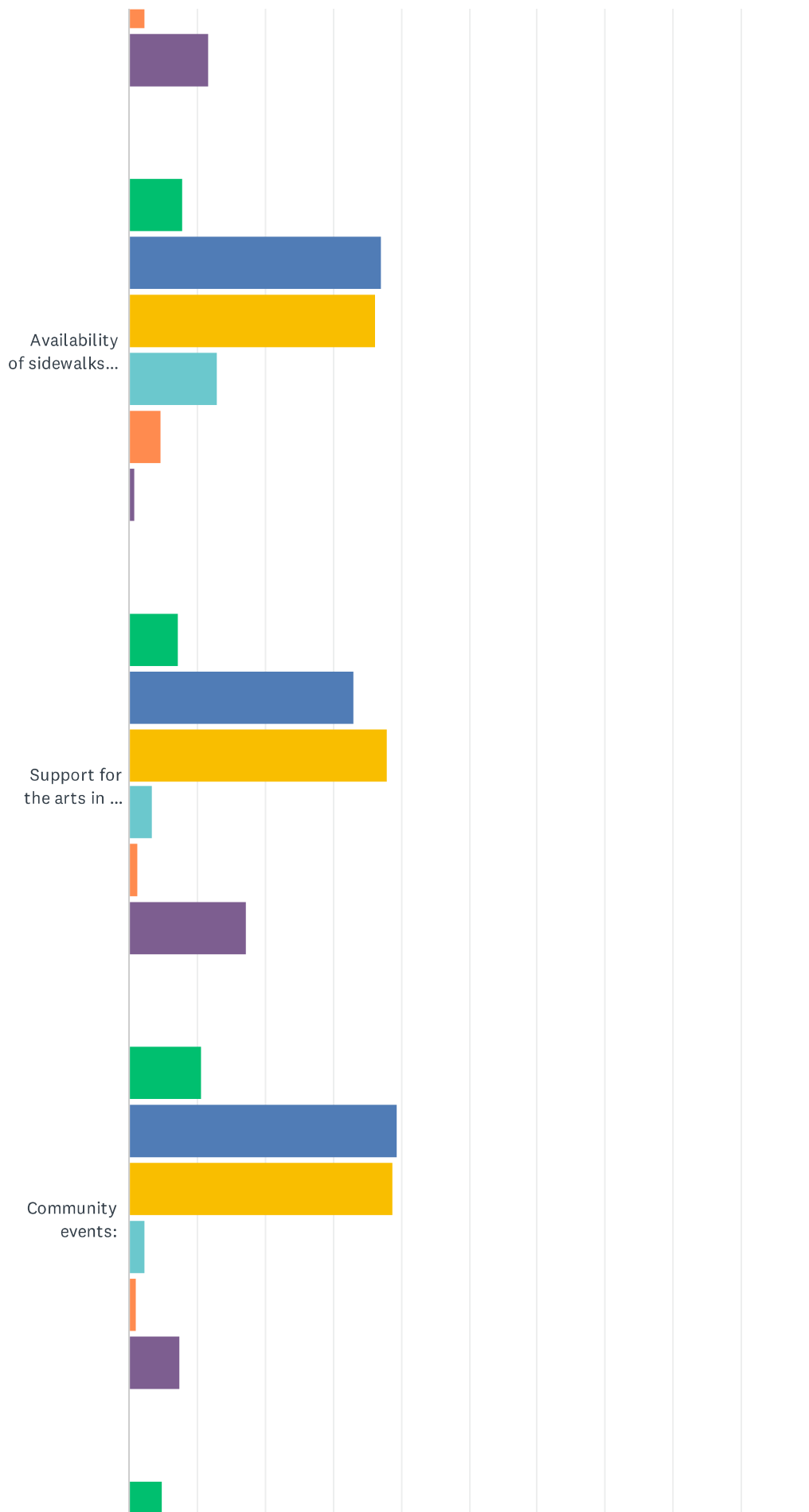


2022 Kirkland Community Survey

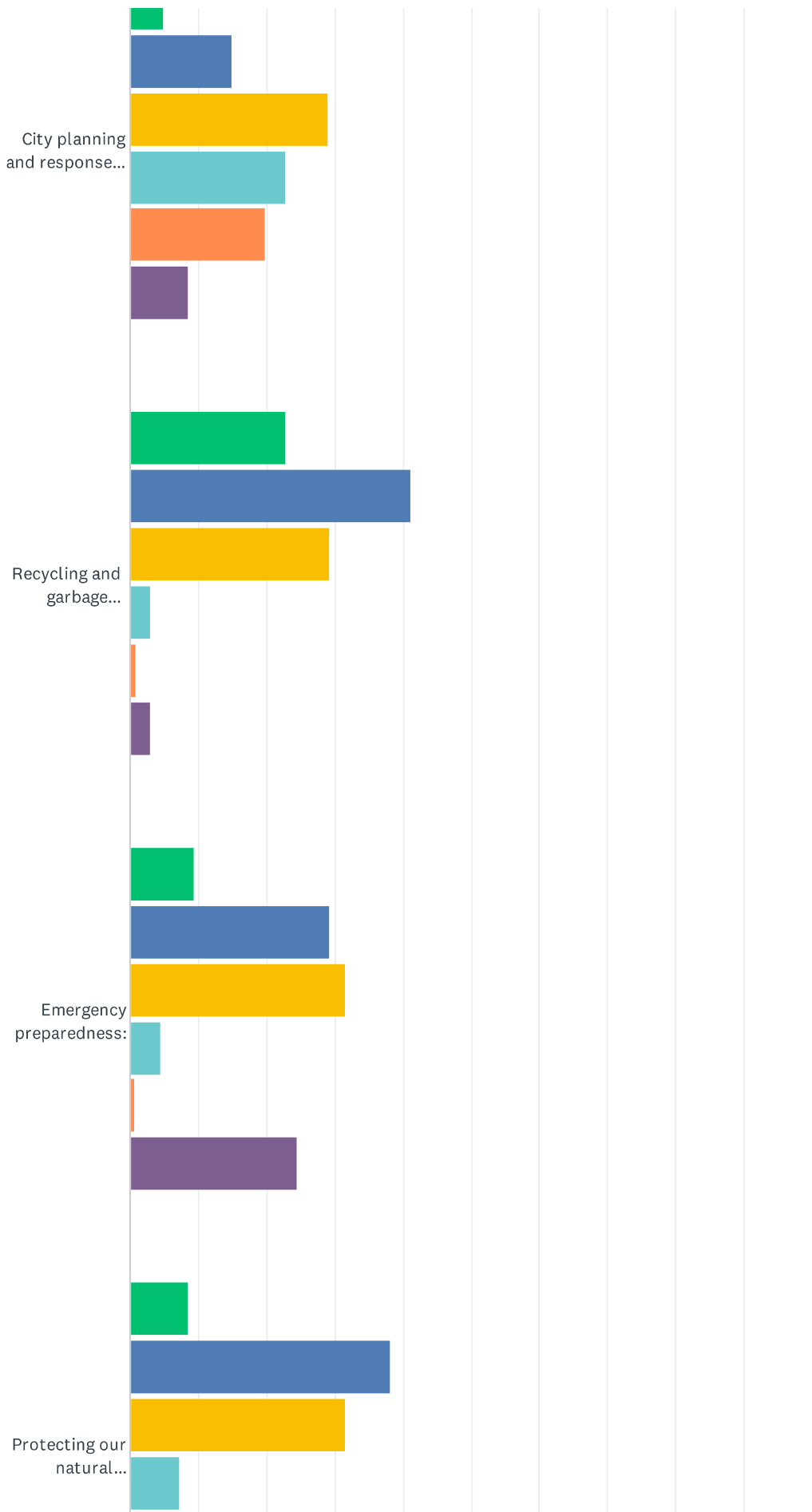


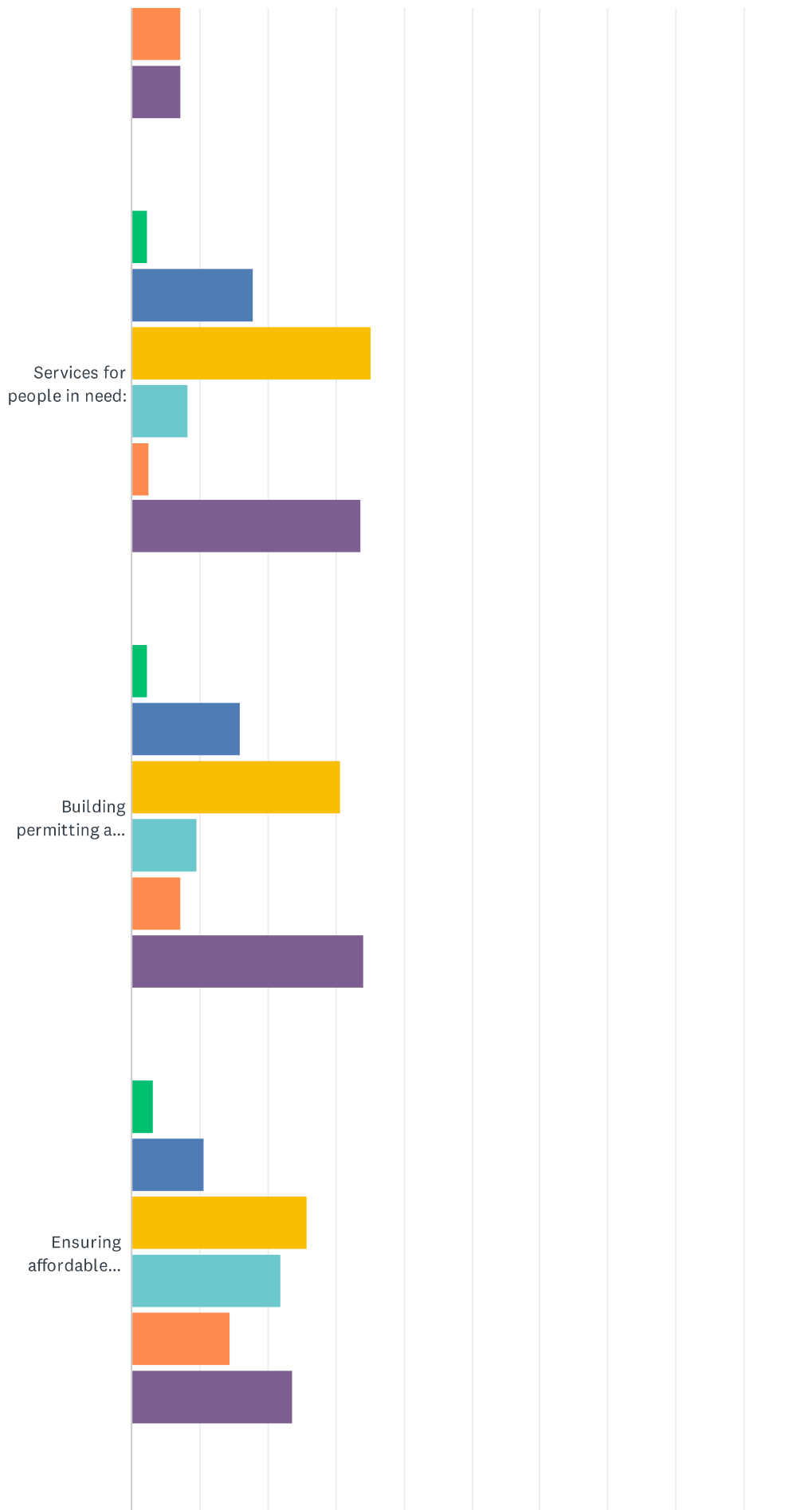
2022 Kirkland Community Survey



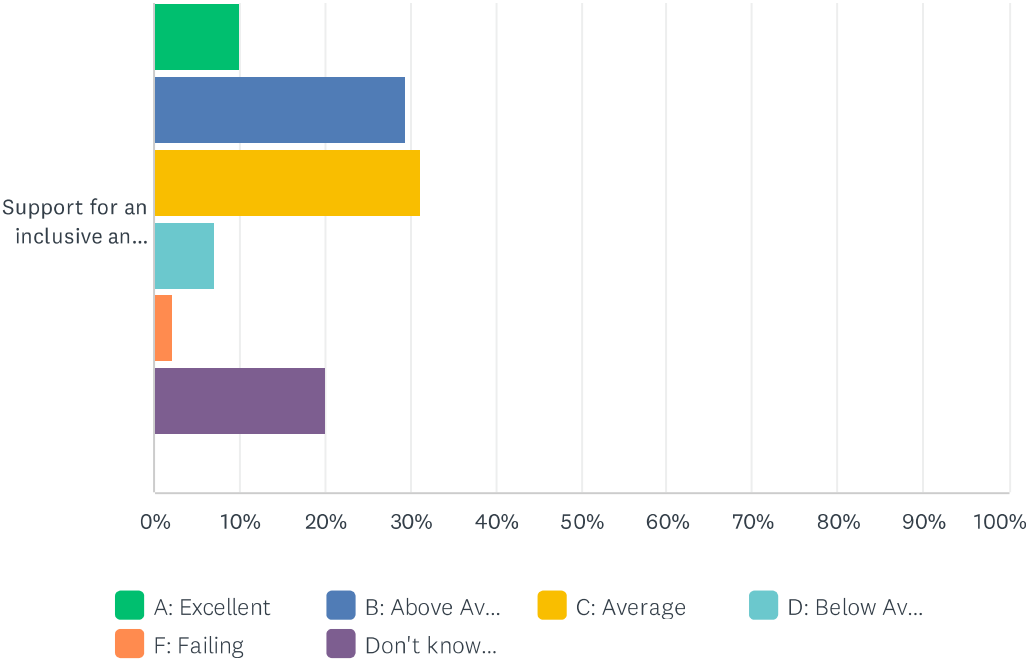


2022 Kirkland Community Survey





2022 Kirkland Community Survey

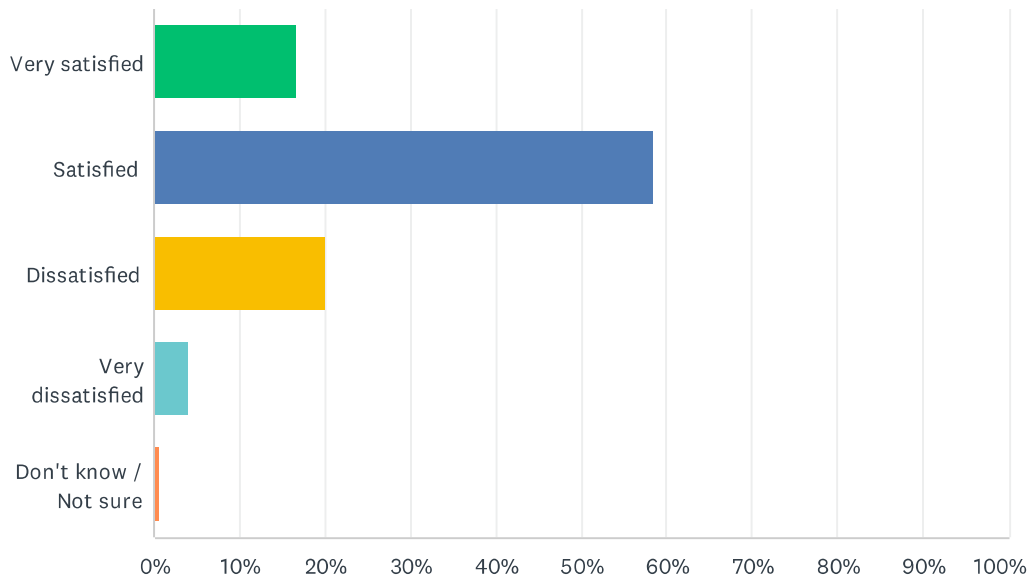


2022 Kirkland Community Survey

	A: EXCELLENT	B: ABOVE AVERAGE	C: AVERAGE	D: BELOW AVERAGE	F: FAILING	DON'T KNOW / NOT SURE	TOTAL	WEIGHTED AVERAGE
Managing traffic flow:	2.07% 11	14.88% 79	40.30% 214	24.29% 129	15.63% 83	2.82% 15	531	2.55
Maintaining streets:	7.36% 39	34.53% 183	39.43% 209	12.26% 65	5.09% 27	1.32% 7	530	3.23
Recreation programs and classes:	11.86% 63	35.40% 188	34.09% 181	3.58% 19	0.75% 4	14.31% 76	531	3.11
City parks:	30.13% 160	45.20% 240	20.53% 109	1.88% 10	1.51% 8	0.75% 4	531	3.98
Fire and emergency medical services:	25.94% 138	39.47% 210	19.92% 106	1.32% 7	0.75% 4	12.59% 67	532	3.51
Police services:	13.53% 72	35.71% 190	29.32% 156	5.26% 28	3.20% 17	12.97% 69	532	3.12
Support for neighborhoods:	4.52% 24	22.60% 120	35.40% 188	10.55% 56	8.10% 43	18.83% 100	531	2.48
Attracting and keeping businesses in Kirkland:	6.40% 34	24.48% 130	38.98% 207	10.73% 57	5.84% 31	13.56% 72	531	2.74
Pedestrian safety:	7.33% 39	35.90% 191	39.29% 209	11.84% 63	2.82% 15	2.82% 15	532	3.25
Bike safety:	3.75% 20	29.83% 159	43.90% 234	8.26% 44	2.44% 13	11.82% 63	533	2.89
Availability of sidewalks and walking paths:	7.92% 42	37.17% 197	36.23% 192	13.02% 69	4.72% 25	0.94% 5	530	3.28
Support for the arts in the community:	7.16% 38	32.96% 175	37.85% 201	3.39% 18	1.32% 7	17.33% 92	531	2.89
Community events:	10.69% 57	39.40% 210	38.84% 207	2.44% 13	1.13% 6	7.50% 40	533	3.34
City planning and response to growth:	4.91% 26	14.93% 79	28.92% 153	22.87% 121	19.85% 105	8.51% 45	529	2.37
Recycling and garbage collection:	22.79% 121	41.05% 218	29.19% 155	3.01% 16	0.94% 5	3.01% 16	531	3.73
Emergency preparedness:	9.45% 50	29.30% 155	31.57% 167	4.54% 24	0.57% 3	24.57% 130	529	2.69
Protecting our natural environment:	8.47% 45	38.23% 203	31.45% 167	7.16% 38	7.34% 39	7.34% 39	531	3.11
Services for people in need:	2.26% 12	17.89% 95	35.22% 187	8.29% 44	2.64% 14	33.71% 179	531	2.08
Building permitting and inspection:	2.26% 12	16.01% 85	30.70% 163	9.60% 51	7.34% 39	34.09% 181	531	1.94
Ensuring affordable housing options for seniors, low income and working class residents:	3.20% 17	10.73% 57	25.80% 137	22.03% 117	14.50% 77	23.73% 126	531	1.95
Support for an inclusive and welcoming community:	9.96% 53	29.51% 157	31.20% 166	7.14% 38	2.07% 11	20.11% 107	532	2.78

Q15 How satisfied are you with the types of stores and the availability of goods and services in Kirkland?

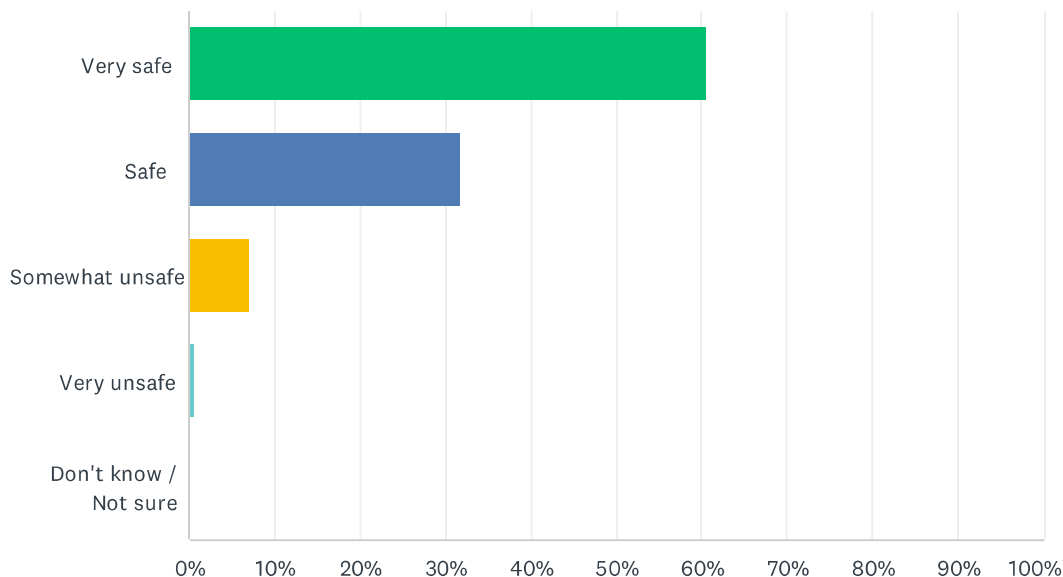
Answered: 532 Skipped: 135



ANSWER CHOICES	RESPONSES	
Very satisfied	16.73%	89
Satisfied	58.46%	311
Dissatisfied	20.11%	107
Very dissatisfied	4.14%	22
Don't know / Not sure	0.56%	3
TOTAL		532

Q16 In general, how safe do you feel walking alone in your neighborhood during the day?

Answered: 534 Skipped: 133



ANSWER CHOICES	RESPONSES	
Very safe	60.49%	323
Safe	31.84%	170
Somewhat unsafe	7.12%	38
Very unsafe	0.56%	3
Don't know / Not sure	0.00%	0
TOTAL		534

Q17 Why do you feel unsafe? Please give up to two responses.

Answered: 42 Skipped: 625

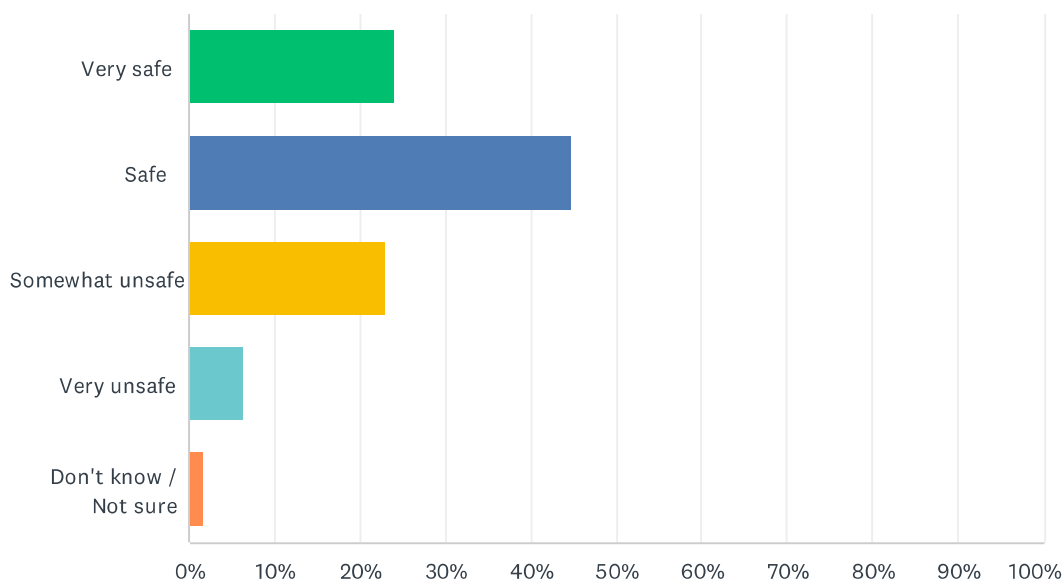
#	RESPONSES	DATE
1	Not enough police presence and way to many homelessness living in the forest areas around Kirkland as well as to much crime going unpunished.	7/20/2022 1:05 PM
2	Because the library area/TC has been a mess for a long time. Car are broken in on a regular basis.	7/20/2022 12:12 PM
3	Too much traffic. Biking, driving and walking are heavily impacted. Too many people with guns.	7/19/2022 6:49 PM
4	Things have been changing and lots of people lurking around at night	7/19/2022 1:41 PM
5	there is too much theft in our neighborhood	7/19/2022 1:34 PM
6	shooting in the neighborhood	7/19/2022 6:36 AM
7	1)I've been approach several times by homeless for money and I was alone and they were obviously high on something. 2) the availability of pot dispensaries near schools makes me question why this is a good idea	7/19/2022 6:33 AM
8	Because I keep hearing about more crime	7/18/2022 2:19 PM
9	Crime and traffic	7/18/2022 1:22 PM
10	Walking through the metro bus terminal by the baseball field	7/13/2022 7:36 AM
11	Theft of 1car/ theft from cars, theft from mailing room on numerous occasions. These people walk our streets at night.	7/11/2022 8:40 PM
12	No sidewalks	7/11/2022 4:07 PM
13	There have been more assaults recently at various times of day. I always love walking around anytime of day in Kirkland and I am more worried about it lately. This is one of the things I love about our town is walking to a restaurant and home afterwards.	7/10/2022 8:29 PM
14	Cars and people	7/10/2022 9:23 AM
15	No sidewalks	7/10/2022 8:45 AM
16	Arrested people are back on the street in a day after arrest. Drugs and stealing is a constant concern	7/9/2022 7:34 PM
17	Unpredictable people. No sidewalks.	7/9/2022 7:19 PM
18	1) A lot of vandalism/property theft and damage occurring in broad daylight makes me concerned about general safety 2) a lot of areas without sidewalks (risk of getting hit by a car)	7/7/2022 6:04 PM
19	There is not always lighting near bus stops and I don't walk at night due to the increase of people hanging around and harassing others near the Totem Lake transit center.	7/7/2022 5:32 PM
20	The city refuses to install a sidewalk on 14th and 101st, forcing pedestrians to walk into cars lane of travel. It's like the city is just waiting for a death and a lawsuit, which the taxpayers would pay.	7/5/2022 10:52 AM
21	Not enough sidewalks, forcing me to walk in the street with the cars. Not enough crosswalks, and more need to be signalized.	7/3/2022 8:16 PM
22	1. Worried about break-ins into the house and car 2. Petty crime and robbery	7/3/2022 7:05 PM
23	Crime is happening in all neighborhoods. Retail crime in Totem Lake, drive by shooting and too many car prowls and personal property crimes. What is Prop 1 passed in 2018 doing for residents	7/3/2022 4:59 PM
24	Cars running stops and ebikes	7/3/2022 2:00 PM

2022 Kirkland Community Survey

25	There has been a lot of crime, transient population growth, and a general unwelcome attitude from locals. Lately, there have been many incidents of break ins, theft, vandalism and gun violence.	6/30/2022 10:26 PM
26	some streets don't have good or any lighting at night	6/30/2022 7:03 PM
27	I am female and get bothered frequently by cars stopping. I am equally scared of cops.	6/30/2022 9:34 AM
28	Can't get police response in a reasonable time	6/29/2022 8:44 PM
29	latest event in Kingstate with people being shot	6/29/2022 2:42 PM
30	Car prowls, car jackings, vandalism, shootings	6/29/2022 1:58 PM
31	Being female makes you vulnerable	6/29/2022 7:48 AM
32	Not enough sidewalks especially in Bridle Trails neighborhood. Traffic on 116th is unsafe for neighborhood. Too many trucks and vehicles avoiding traffic on 425 make this residential neighborhood unsafe.	6/29/2022 4:18 AM
33	Lack of sidewalks. Cars drive too fast through neighborhoods.	6/28/2022 10:43 PM
34	Too many homeless people around	6/28/2022 6:17 PM
35	People hanging on the corner in the building behind the shell station often seem under the influence. Recent crimes	6/28/2022 4:47 PM
36	Streets and walkways are usually optimized for vehicular flow rather than to protect people from vehicles.	6/28/2022 3:57 PM
37	Fireworks thrown Loose dogs. Wildlife roaming	6/28/2022 2:32 PM
38	Not enough police presence	6/28/2022 12:33 PM
39	Homeless people, thieves.	6/28/2022 11:30 AM
40	Speeding cars. Cars ignore stop signs, whip around corners, and speed down our 25 MPH street at 45 MPH+	6/28/2022 11:09 AM
41	La Quinta Inn	6/28/2022 11:03 AM
42	The city is now attracting the mentally ill from Seattle. Police are not allowed to remove them from sidewalks & parks. Case in point, the homeless woman taking over the sidewalk across from LWHS a few months ago.	6/28/2022 11:01 AM

Q18 How safe do you feel walking alone in your neighborhood after dark?

Answered: 534 Skipped: 133



ANSWER CHOICES	RESPONSES	
Very safe	24.16%	129
Safe	44.76%	239
Somewhat unsafe	23.03%	123
Very unsafe	6.37%	34
Don't know / Not sure	1.69%	9
TOTAL		534

Q19 Why do you feel unsafe? Please give up to two responses.

Answered: 144 Skipped: 523

#	RESPONSES	DATE
1	Not enough police to make any kind of attacker, car jacker, etc. be deterred from committing the crime.	7/20/2022 6:04 PM
2	To many homeless roaming around as well as the new criminal organized protesters living everywhere in Washington an nobody knows who they are!	7/20/2022 1:10 PM
3	Crime & too many guns	7/20/2022 8:38 AM
4	Not enough street lights, quite dark and isolated.	7/19/2022 10:04 PM
5	Too many guns. No lights on roads in my neighborhood	7/19/2022 8:52 PM
6	Refer to last question	7/19/2022 6:49 PM
7	crime rate and the influx of large populations of male dominated employers.	7/19/2022 1:36 PM
8	there have been a huge increase in car break in's.	7/19/2022 11:44 AM
9	The amount of crime downtown	7/19/2022 11:15 AM
10	Sidewalks are dark. Sketchy activity in creek and park areas at night.	7/19/2022 11:15 AM
11	1. Lots of break-ins and burglaries 2. Insufficient police presence	7/19/2022 8:10 AM
12	Being female	7/19/2022 7:50 AM
13	No sidewalks, no lighting	7/19/2022 6:43 AM
14	afraid to be robbed or killed	7/19/2022 6:38 AM
15	1)I have noticed people sleeping in their cars at night when I have been out, and that is in neighborhoods close to down town. 2)I've been approached several times by homeless "high" individuals during the day- where do they go at night I have to ask myself.	7/19/2022 6:37 AM
16	Speeding cars driving through the neighborhood	7/18/2022 10:05 PM
17	Probably due to growing up in east coast cities— just awareness that night is less safe. Also knowing there can be prowlers in the neighborhood at night— varies but car and home prowling up in summer usually	7/18/2022 9:59 PM
18	I live near some major roads that are not that well lit and a lot of cars drive too fast. My street also does not have sidewalks.	7/18/2022 9:38 PM
19	Lack of street lighting	7/18/2022 9:32 PM
20	Increase in assaults	7/18/2022 7:45 PM
21	People on drugs and those who have mental illness seem to be more active in the evening	7/18/2022 7:40 PM
22	That the fact that if something happens to me there is a risk that there might not be an aid car available as you will not allow our firefighters back, even though they respond in masks, also just allow them to test before each shift?	7/18/2022 4:37 PM
23	Random cars driving slowly and stopping to stare while walking dog, have heard shotguns before 11 PM	7/18/2022 2:49 PM
24	Increase in crime	7/18/2022 2:20 PM
25	poor lighting	7/18/2022 2:04 PM
26	Neighbors own Ak47s	7/18/2022 1:54 PM
27	Street lighting Lack of sidewalks	7/18/2022 1:34 PM

2022 Kirkland Community Survey

28	Crime and traffic	7/18/2022 1:22 PM
29	Rise in crime and lack of visible police presence in area	7/18/2022 1:19 PM
30	Walking anywhere after dark I feel a bit unsafe as a female. I hear cars "racing" around and don't want to be in the mix.	7/17/2022 11:10 AM
31	Walking as a woman and living in mixed zone neighborhood	7/15/2022 11:51 AM
32	Criminal activity happening around the transit station and in the parks	7/15/2022 11:22 AM
33	Drug traffic and sometimes menacing people at shopping center parking lots at night. Sidewalks in Bridle Trails have areas where street lights don't shine - visibility is poor & I've had one instance for man jumping out of bushes at me & my dog at late night. Appeared to be from an unautahorized homeless camp in the neighborhood at that time	7/15/2022 11:03 AM
34	Several years ago I had a bad experience at Juanita Bay where I felt that I was being stalked and the park was empty except for me and the very strange man.	7/14/2022 8:33 PM
35	Not enough streetlights Too many side streets	7/14/2022 7:20 PM
36	Police presence is limited. Police responding to criminal activity lacks clout and being proactive with those criminals breaking the law and are putting citizens in danger!	7/14/2022 5:38 PM
37	Prevalence of crime (especially car prowling and break-ins) along Lake Washington Blvd	7/14/2022 3:09 PM
38	Too many thefts on our condo parking lot. These people walk our streets at night	7/11/2022 8:41 PM
39	possible crime and no sidewalks	7/11/2022 4:08 PM
40	I don't walk alone at night anywhere	7/11/2022 2:08 PM
41	The amount of homeless and drug addicted roaming and our proximity to the trail.	7/11/2022 4:47 AM
42	The cross Kirkland corridor is in my neighborhood, and it is dark and isolated. Also, sometimes it feels unsafe near the bus stop in the center of downtown- I often smell drugs, and see people drinking/ using.	7/10/2022 10:04 PM
43	See before. Increase in crime and unstable people out also. There was something that happened on a tues at 9:30 with swat team and my teen son and friends had to find a safe way to walk home and no communication about what happened but there were shields and guns out... on a Tuesday!	7/10/2022 8:30 PM
44	No sidewalk on major road outside of my cul de sac Lighting	7/10/2022 5:08 PM
45	Street lighting	7/10/2022 10:15 AM
46	There are no street lights on our street.	7/10/2022 9:06 AM
47	No sidewalks	7/10/2022 8:45 AM
48	I would like to see more police patrolling	7/10/2022 5:52 AM
49	Because I'm a woman	7/9/2022 10:47 PM
50	We live next to a homeless shelter, the park in our area attracts unstable individuals	7/9/2022 9:55 PM
51	Crime, drugs	7/9/2022 8:25 PM
52	amount of car thefts	7/9/2022 8:10 PM
53	Seen some whack a doodles on drugs. But remember they're "mentally ill" so you can't do anything. Kirkland is following Seattle. Give to 5 yrs. It will be looking in a mirror.	7/9/2022 7:41 PM
54	Would not feel very safe walking ANYWHERE by myself after dark!	7/9/2022 7:41 PM
55	Too dark. No sidewalks.	7/9/2022 7:19 PM
56	Lack of police presence, increased criminal activity and no consequences to make people think twice about stealing from citizens of the city.	7/9/2022 7:03 PM
57	No city lights	7/9/2022 5:58 PM

2022 Kirkland Community Survey

58	vehicle speeds and lack of law enforcement	7/8/2022 3:28 PM
59	crime occurring in the neighborhood	7/8/2022 11:39 AM
60	Individuals loitering around bus stop and library. It's uncomfortable walking from downtown core past this location to get to parking either in library garage or thru park to Urban. It's a shame to see the trash strewn about too...I worry the park and bus station will continue to degrade.	7/8/2022 10:40 AM
61	Lately there has been more insecurity	7/8/2022 9:45 AM
62	The neighborhood overall feels pretty safe, but a drug house nearby. A woman walking alone at night—maybe just right downtown with lots of people around.	7/8/2022 9:04 AM
63	There have been a lot of car thefts and of course, the mailbox thefts - I don't think those ppl live in Kirkland?	7/8/2022 8:19 AM
64	streets are poorly lit.	7/7/2022 7:18 PM
65	1) there seems to be a lot of drug use in the evenings (including public alcohol use in the streets and at parks) 2) general crime: property theft/damage, strange people trying to sell you things (likely stolen goods) from the backs of trucks, constant vehicle break-ins, etc.	7/7/2022 6:07 PM
66	Road lanes need marking on center and sides	7/7/2022 5:44 PM
67	I'm a woman and there has been an increase in people hanging around the area at night.	7/7/2022 5:33 PM
68	People are loitering and begging near the Transit Center	7/7/2022 2:39 AM
69	There seems to be more car prowlers and burglaries in the late night hours.	7/5/2022 11:21 AM
70	Lots of news about car prowls and package thieves. As a small woman that is all I need to hear to feel unsafe.	7/5/2022 10:54 AM
71	no sidewalks on busy streets. crime in nearby parks	7/4/2022 6:09 PM
72	Lacking street lights around my neighborhood, seemingly more crime being reported	7/3/2022 11:28 PM
73	There are a variety of homeless on the trail that are scary and groups of people along the waterfront that do not care about safety and pedestrians.	7/3/2022 9:11 PM
74	Lack of light, presence of home less , drug dealers	7/3/2022 8:21 PM
75	Poor lighting. Insufficient crosswalks and sidewalks.	7/3/2022 8:16 PM
76	People from outside of Kirkland. Economic stress.	7/3/2022 7:49 PM
77	See above	7/3/2022 7:05 PM
78	Too much development	7/3/2022 6:21 PM
79	Not enough lights near sidewalks, crime and lack of city police being able to enforce the law.	7/3/2022 5:00 PM
80	Not seeing as much police patrols as there used to be.	7/3/2022 4:50 PM
81	The streets of Goat Hill are dark, narrow, steep, and unlit without sidewalks. I feel like I'm going to get hit. Also it feels like there are people loitering well after dark around Juanita Beach Park.	7/3/2022 2:19 PM
82	Drug activity and partying	7/2/2022 2:49 PM
83	Recent shootings and carjackings within our neighborhood. Regular car prowlers.	7/2/2022 9:48 AM
84	Recent crime incidents	7/1/2022 7:05 PM
85	There are not sidewalks so you need to be very careful and carry a lamp or something so you don't get hit by a car. Street light are not very good. There are days that we hear noises at night like cars racing. In addition we have hear a lot about people stealing car catalytic converters at night in some neighborhoods	7/1/2022 3:46 PM
86	single 75 yo woman, its dark and even with street lighting things can happen quickly	7/1/2022 12:15 PM
87	No sidewalks and lots of cars parked on the street; basically, you have to walk in someone's yard or the middle of the road.	7/1/2022 12:01 PM

2022 Kirkland Community Survey

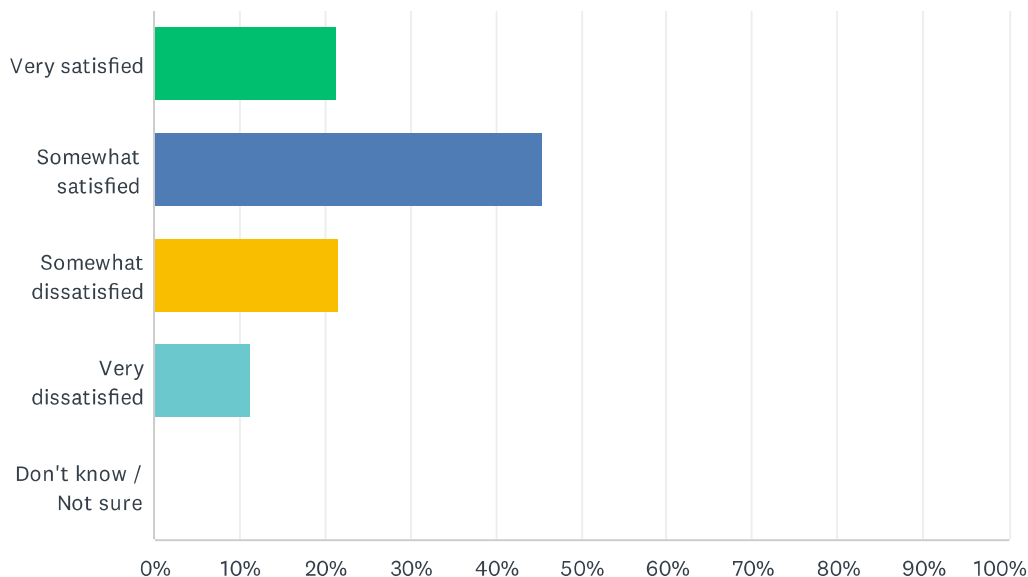
88	Street lighting lacking in certain areas.	7/1/2022 11:22 AM
89	Uptick in local crime. Poorly lit in some areas.	7/1/2022 8:28 AM
90	There us low visibility (lighting), and isolated pathways where I live which makes me (a single female) feel unsafe. People do not drive carefully in residential areas, watch for cyclists or pedestrians or maintain safe soeedes.	6/30/2022 10:31 PM
91	after bar crowd, dark	6/30/2022 9:19 PM
92	The predators come out after dark in search of easy prey, and I am easy prey: I'm old, I'm slow, and I'm small.	6/30/2022 9:11 PM
93	Never see police in downtown area anymore and individuals wandering around transit center	6/30/2022 7:57 PM
94	see previous answer	6/30/2022 7:04 PM
95	I have not seen a police officer in my neighborhood on patrol for YEARS.	6/30/2022 6:43 PM
96	Crime has risen in the area and so I feel less safe walking around in the neighborhood now than I have in the past.	6/30/2022 6:16 PM
97	Lack of visible police presence. High speed traffic on neighborhood streets.	6/30/2022 6:13 PM
98	not enough street lights not enough sidewalks	6/30/2022 4:32 PM
99	No way I would walk at night! Random people are out stealing packages or looking for catalytic converters. Not safe for a woman to be out at night unless downtown.	6/30/2022 9:35 AM
100	People speeding. Need to walk in street due to limited sidewalk Limited lighting	6/30/2022 8:00 AM
101	Lack of proper walkways and potential criminal activity.	6/29/2022 10:05 PM
102	CRIME	6/29/2022 8:44 PM
103	shootings, car jackings, other criminal behavior. We seem to be letting Seattle's problems spill over to Kirkland. We don't hate and humiliate our police force here. Let's not start.	6/29/2022 7:58 PM
104	because there was a shooting with 3 kids injured last week and the shooting was less than 5 minutes away from me There are a lot of reported thefts of packages, cars, or people going in people's backyard/garage to steal.	6/29/2022 2:44 PM
105	Not enough police presence.	6/29/2022 2:06 PM
106	car prowls, car jackings, vandalism, shootings	6/29/2022 1:59 PM
107	There is an increasing amount of visible homeless men walking/biking in downtown Kirkland and around the Kirkland trail. There is a lot of thefts being reported.	6/29/2022 1:50 PM
108	Because I am a woman in an unpatrolled area.	6/29/2022 1:20 PM
109	I have been chased and yelled at because I choose to wear a mask and to leave 6' space away from those who do not.	6/29/2022 12:56 PM
110	neighborhood crime, even petty crimes and homeless	6/29/2022 9:16 AM
111	Recent drive by shootings, armed robberies, and theft which have all occurred in Kingsgate within the last six months. Let police do their jobs more effectively. Don't let our neighborhood in Kingsgate further devolve and become the next Ash Street in Tacoma that ended in a shootout between residents and local gang members in 1988. Kirkland city government needs to stop the woke agenda, and empower our police to effectively do their jobs.	6/29/2022 8:36 AM
112	Being female makes you vulnerable	6/29/2022 7:48 AM
113	Our camera caught people stealing packes and mail	6/29/2022 4:19 AM
114	People are smoking weed in the park next to me and occasionally homeless people are there.	6/29/2022 12:03 AM
115	Lack of sidewalks. Unsafe drivers.	6/28/2022 10:43 PM
116	Because I'm a female and I probably shouldn't be walking alone after dark.	6/28/2022 10:38 PM
117	Recent shooting in Queensgate and overall crime in area.	6/28/2022 10:11 PM

2022 Kirkland Community Survey

118	Streets are too dark. Hearing about crimes of all types in our neighborhood and other neighborhoods.	6/28/2022 9:50 PM
119	Mail theft is a known issue after dark, combined with a lack of sidewalks and marked crosswalks in South rose Hill through Bridle Trails... jaywalking is required on dark, main roads.	6/28/2022 8:52 PM
120	Increasing amount of crime.	6/28/2022 5:50 PM
121	Homeless population Lack of police patrols	6/28/2022 5:48 PM
122	It's generally unsafe to be alone after dark. Less people to notice if something goes wrong.	6/28/2022 5:00 PM
123	speeding cars...no police presence in town.	6/28/2022 4:48 PM
124	No police presence. Response time too long if in need. Crime has increased.	6/28/2022 4:31 PM
125	Vagrants	6/28/2022 4:07 PM
126	Streets and walkways are usually optimized for vehicular flow rather than to protect people from vehicles.	6/28/2022 3:57 PM
127	Criminals	6/28/2022 2:30 PM
128	Escalating crime in Seattle area spilling over to Kirkland	6/28/2022 2:14 PM
129	crime, shootings	6/28/2022 2:08 PM
130	Not enough street lighting. Lack of sidewalks.	6/28/2022 1:52 PM
131	Not much police presence on Finn Hill where I walk.	6/28/2022 1:49 PM
132	transient and homeless folks in trails and also at Kirkland transit center and library.	6/28/2022 1:27 PM
133	I'm a woman.	6/28/2022 1:08 PM
134	Not enough police presence	6/28/2022 12:34 PM
135	Many car break-ins, theft and other crimes. My ring alarm is constantly showing me crime in my neighborhood.	6/28/2022 12:27 PM
136	Street lights that are out.	6/28/2022 11:43 AM
137	Criminals, thieves.	6/28/2022 11:31 AM
138	lots of transients passing by. lots of cars not local to the neighborhood driving thru. occasional homeless walking through. and last many thefts reported on ring.com and other neighborhood websites	6/28/2022 11:18 AM
139	The amount of petty crime, especially stolen vehicles and catalytic converters is concerning. I've also seen reports of other concerning crime and wish there were more patrols especially at night.	6/28/2022 11:05 AM
140	Given that people are allowed to live in the public right-of-way, and openly engage in drug use, we may run into people who are experiencing mental health crises or addiction.	6/28/2022 11:02 AM
141	We are near a park which during the day is great but I've also observed people who seem to be using drugs and/or are in need of mental health services in the evening hours. Occasionally, we have vehicles that park for excessive periods of time near the park that appear to be used as a makeshift home	6/28/2022 11:02 AM
142	Same reason	6/28/2022 11:01 AM
143	There is no lighting near Holmes Point. The area has wild animals who can pose a danger to young kids and others.	6/28/2022 10:55 AM
144	Lack of city light, big trees that may fall and need prune specially in winter time, lack of sidewalks specially in Finn Hill neighborhood since there are not too many HOA' housing	6/28/2022 10:30 AM

Q20 In general, how satisfied are you with your neighborhood's infrastructure, such as streets and sidewalks, and roadside landscaping?

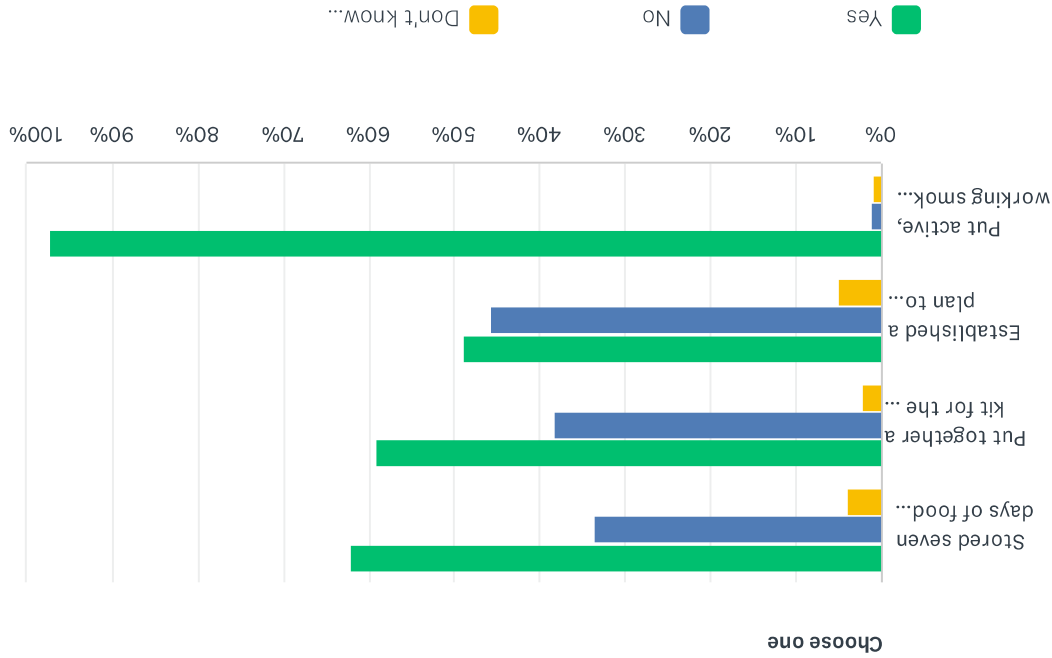
Answered: 528 Skipped: 139



ANSWER CHOICES	RESPONSES	
Very satisfied	21.40%	113
Somewhat satisfied	45.45%	240
Somewhat dissatisfied	21.59%	114
Very dissatisfied	11.36%	60
Don't know / Not sure	0.19%	1
TOTAL		528

Q21 The following list includes things that some people have done to prepare their household for disasters or emergencies. Please indicate which of the following you have done at your home. Have you...

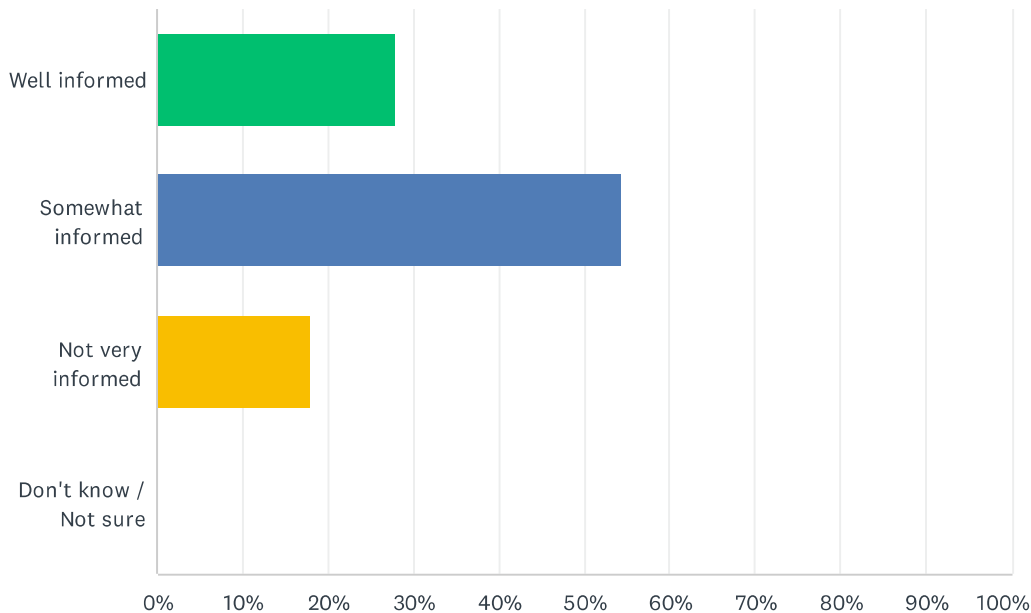
Answered: 520 Skipped: 147



Choose one				
	YES	NO	DONT KNOW / NOT SURE	TOTAL
Stored seven days of food and water for use in the event of an emergency?	321 62.33%	173 33.59%	21 4.08%	515
Put together a kit for the car with things like food, flashlight, blankets, and tire chains?	306 59.30%	198 38.37%	12 2.33%	516
Established a plan to communicate with friends or relatives out of state?	252 49.12%	235 45.81%	26 5.07%	513
Put active, working smoke detectors in your home?	501 97.47%	7 1.36%	6 1.17%	514

Q22 In general, how well informed would you say you are about Kirkland City government?

Answered: 527 Skipped: 140



ANSWER CHOICES	RESPONSES	
Well informed	27.89%	147
Somewhat informed	54.27%	286
Not very informed	17.84%	94
Don't know / Not sure	0.00%	0
TOTAL		527

Q23 What is your primary source of information for finding out what is going on with Kirkland City government? Please give only one response.

Answered: 471 Skipped: 196

#	RESPONSES	DATE
1	Youtube	7/20/2022 11:46 PM
2	City council meetings and associated information	7/20/2022 9:01 PM
3	Website	7/20/2022 8:26 PM
4	Facebook	7/20/2022 6:05 PM
5	All sources available to me	7/20/2022 1:12 PM
6	City website, e-newsletters, social media.	7/20/2022 11:40 AM
7	Email newsletter	7/20/2022 10:58 AM
8	Kirkland city website. I get updates and visit it at least once a week	7/20/2022 9:42 AM
9	Neighbors	7/20/2022 9:27 AM
10	Email	7/20/2022 8:33 AM
11	Email newsletter	7/20/2022 5:33 AM
12	Newsletters	7/20/2022 5:15 AM
13	Emails	7/20/2022 1:37 AM
14	City communications/email	7/19/2022 11:40 PM
15	facebook neighborhood posts	7/19/2022 11:02 PM
16	social circle	7/19/2022 10:16 PM
17	Facebook	7/19/2022 10:05 PM
18	Newsletter weekly from city	7/19/2022 8:53 PM
19	Facebook	7/19/2022 8:50 PM
20	Web site	7/19/2022 8:15 PM
21	Newsletter	7/19/2022 7:54 PM
22	no source	7/19/2022 7:29 PM
23	Facebook	7/19/2022 6:50 PM
24	email notices	7/19/2022 6:38 PM
25	emails	7/19/2022 5:22 PM
26	Social media	7/19/2022 4:41 PM
27	Word of mouth	7/19/2022 2:21 PM
28	Twitter	7/19/2022 2:15 PM
29	Facebook	7/19/2022 1:43 PM
30	the city of Kirkland's website and FB page	7/19/2022 1:37 PM
31	The city's communications via social media	7/19/2022 12:34 PM

2022 Kirkland Community Survey

32	City of Kirkland website	7/19/2022 11:45 AM
33	Facebook page	7/19/2022 11:30 AM
34	Close friend	7/19/2022 11:24 AM
35	Email from city council and planning committee.	7/19/2022 11:18 AM
36	On-line groups	7/19/2022 11:16 AM
37	Social media	7/19/2022 11:00 AM
38	Neighborhood meetings	7/19/2022 10:58 AM
39	Indivisible Kirkland	7/19/2022 10:46 AM
40	Facebook	7/19/2022 8:57 AM
41	Internet	7/19/2022 8:19 AM
42	Kirkland city website	7/19/2022 8:11 AM
43	pure chance -- community notifications are poor	7/19/2022 8:03 AM
44	social media	7/19/2022 7:58 AM
45	Social media	7/19/2022 7:23 AM
46	Internet	7/19/2022 7:22 AM
47	Going to Kirkland website.	7/19/2022 7:07 AM
48	Website	7/19/2022 6:58 AM
49	Twitter	7/19/2022 6:43 AM
50	https://www.kirklandwa.gov/Government/City-Council	7/19/2022 6:40 AM
51	FB	7/19/2022 6:38 AM
52	City emails	7/19/2022 6:21 AM
53	Social media	7/19/2022 5:48 AM
54	Facebook	7/19/2022 12:14 AM
55	Facebook	7/18/2022 11:08 PM
56	Kirkland website	7/18/2022 11:05 PM
57	City communications	7/18/2022 10:06 PM
58	Emails, family	7/18/2022 10:00 PM
59	City's website	7/18/2022 9:39 PM
60	Facebook page	7/18/2022 9:32 PM
61	Newsletter	7/18/2022 9:09 PM
62	Facebook	7/18/2022 9:08 PM
63	Website	7/18/2022 8:46 PM
64	Facebook	7/18/2022 8:43 PM
65	Internet	7/18/2022 8:31 PM
66	Announcements, most often after the fact.	7/18/2022 7:51 PM
67	City email	7/18/2022 7:46 PM
68	Kirkland reporter online	7/18/2022 7:46 PM
69	Council transcript	7/18/2022 7:41 PM

2022 Kirkland Community Survey

70	Google searches	7/18/2022 6:56 PM
71	Community groups	7/18/2022 6:38 PM
72	Newsletter	7/18/2022 6:34 PM
73	Newsletter	7/18/2022 6:25 PM
74	City website	7/18/2022 5:59 PM
75	Facebook	7/18/2022 5:39 PM
76	Social media	7/18/2022 5:18 PM
77	Email	7/18/2022 4:49 PM
78	Facebook, city website, informative mailers from the city	7/18/2022 4:49 PM
79	meetings.	7/18/2022 4:37 PM
80	Facebook	7/18/2022 4:18 PM
81	email lists	7/18/2022 4:02 PM
82	emails from City of Kirkland	7/18/2022 4:00 PM
83	Facebook	7/18/2022 3:55 PM
84	Digital media	7/18/2022 3:47 PM
85	Emails from the city	7/18/2022 3:35 PM
86	TWIK electronic newsletter	7/18/2022 3:33 PM
87	twitter	7/18/2022 3:25 PM
88	Facebook	7/18/2022 3:17 PM
89	email	7/18/2022 3:15 PM
90	Social media	7/18/2022 3:09 PM
91	Twitter	7/18/2022 2:52 PM
92	Social media, email newsletter	7/18/2022 2:50 PM
93	Facebook	7/18/2022 2:48 PM
94	Facebook	7/18/2022 2:45 PM
95	Facebook	7/18/2022 2:42 PM
96	Kirkland fb page and being neighborly fb group	7/18/2022 2:41 PM
97	News	7/18/2022 2:36 PM
98	internet, watching city council meetings	7/18/2022 2:33 PM
99	City web site	7/18/2022 2:29 PM
100	Facebook	7/18/2022 2:28 PM
101	Facebook	7/18/2022 2:23 PM
102	Social media	7/18/2022 2:21 PM
103	Facebook	7/18/2022 2:20 PM
104	Emails	7/18/2022 2:11 PM
105	Facebook,	7/18/2022 2:05 PM
106	social media posts	7/18/2022 1:58 PM
107	city social media/email	7/18/2022 1:56 PM

2022 Kirkland Community Survey

108	Instagram and Email	7/18/2022 1:36 PM
109	Online postings	7/18/2022 1:35 PM
110	Kirkland Website	7/18/2022 1:23 PM
111	Facebook	7/18/2022 1:20 PM
112	Facebook	7/18/2022 1:11 PM
113	Weekly emails from the city government	7/17/2022 2:28 PM
114	City emails	7/17/2022 11:10 AM
115	Twitter and city website	7/16/2022 10:35 AM
116	City website	7/16/2022 9:30 AM
117	Email	7/15/2022 8:17 PM
118	City of Kirkland weekly email	7/15/2022 6:17 PM
119	web site	7/15/2022 5:28 PM
120	Website	7/15/2022 1:10 PM
121	Weekly email	7/15/2022 11:52 AM
122	Community pages on Nextdoor	7/15/2022 11:23 AM
123	City council's Thursday emailed newsletter	7/15/2022 11:03 AM
124	Emailed newsletter	7/15/2022 10:51 AM
125	Email	7/15/2022 10:35 AM
126	I am on all the city email lists but they city is not transparent. They schedule things they want to pass by the community at the last minute so they don't get any opposition.	7/15/2022 1:02 AM
127	Emails	7/14/2022 9:46 PM
128	Newsletter	7/14/2022 8:43 PM
129	The emails that the city sends out. They're great.	7/14/2022 8:34 PM
130	Your email list	7/14/2022 7:21 PM
131	The email blast	7/14/2022 7:07 PM
132	City emails	7/14/2022 6:53 PM
133	City of Kirkland website	7/14/2022 5:40 PM
134	This Week in Kirkland email	7/14/2022 5:31 PM
135	newsletter	7/14/2022 5:31 PM
136	Weekly email from city	7/14/2022 5:26 PM
137	City of Kirkland emails	7/14/2022 5:25 PM
138	NextDoor	7/14/2022 3:10 PM
139	Weekly email regarding city council etc	7/14/2022 11:17 AM
140	City email newsletter	7/14/2022 9:08 AM
141	The City's email newsletter: This Week in Kirkland	7/14/2022 8:52 AM
142	social media	7/14/2022 7:53 AM
143	Next door neighbor forum	7/14/2022 7:32 AM
144	Internet	7/14/2022 5:49 AM
145	email newsletter	7/13/2022 11:09 PM

2022 Kirkland Community Survey

146	Kirkland Facebook page	7/13/2022 10:54 PM
147	Emails from the city of Kirkland	7/13/2022 10:51 PM
148	Emails from the city	7/13/2022 10:27 PM
149	Email	7/13/2022 6:45 PM
150	Seattle Times	7/13/2022 4:15 PM
151	Facebook	7/13/2022 7:37 AM
152	Email	7/12/2022 10:10 PM
153	Through the city's social media	7/12/2022 9:59 AM
154	E mails	7/11/2022 8:42 PM
155	website	7/11/2022 8:22 PM
156	Social media posts	7/11/2022 4:41 PM
157	Emails	7/11/2022 4:16 PM
158	Facebook page	7/11/2022 4:10 PM
159	internet city site	7/11/2022 4:09 PM
160	City newsletter and council mtgs	7/11/2022 2:15 PM
161	list serves	7/11/2022 2:09 PM
162	Weekly newsletters	7/11/2022 11:51 AM
163	Other residents	7/11/2022 10:55 AM
164	Neighborhood	7/11/2022 4:48 AM
165	Facebook	7/11/2022 12:12 AM
166	Friends who are in the know	7/10/2022 10:05 PM
167	Website	7/10/2022 9:47 PM
168	Social media	7/10/2022 9:01 PM
169	Websites	7/10/2022 8:31 PM
170	Facebook	7/10/2022 7:44 PM
171	neighborhood group	7/10/2022 7:30 PM
172	Website	7/10/2022 7:27 PM
173	Facebook, newsletters, friends	7/10/2022 6:57 PM
174	Kirkland Govt Press Releases & Posts on Twitter	7/10/2022 6:06 PM
175	City of Kirkland webpage	7/10/2022 4:24 PM
176	Kirkland Facebook page	7/10/2022 2:05 PM
177	Kirkland newsletter	7/10/2022 1:23 PM
178	Market Neighborhood organization	7/10/2022 12:52 PM
179	Email	7/10/2022 12:45 PM
180	Direct info	7/10/2022 12:29 PM
181	flyers sent out by the city	7/10/2022 9:07 AM
182	Facebook	7/10/2022 8:45 AM
183	Social media	7/10/2022 8:27 AM

2022 Kirkland Community Survey

184	Social media	7/10/2022 8:17 AM
185	Facebook	7/10/2022 6:47 AM
186	Local news	7/10/2022 5:53 AM
187	Twitter	7/10/2022 1:33 AM
188	Facebook	7/9/2022 10:48 PM
189	Twitter	7/9/2022 10:47 PM
190	Twitter	7/9/2022 10:08 PM
191	We receive weekly emails and watch all planning meetings and city council meetings.	7/9/2022 9:57 PM
192	Facebook Kirkland page	7/9/2022 8:51 PM
193	Social media	7/9/2022 8:33 PM
194	Facebook	7/9/2022 8:31 PM
195	News	7/9/2022 8:26 PM
196	weekly email	7/9/2022 8:17 PM
197	City website	7/9/2022 8:15 PM
198	Facebook	7/9/2022 8:12 PM
199	facebook	7/9/2022 8:10 PM
200	Facebook	7/9/2022 7:54 PM
201	City Facebook pages and email newsletters	7/9/2022 7:43 PM
202	Facebook page	7/9/2022 7:41 PM
203	Website and Facebook	7/9/2022 7:35 PM
204	Website	7/9/2022 7:34 PM
205	Komo news	7/9/2022 7:32 PM
206	Email	7/9/2022 7:30 PM
207	Emails from city	7/9/2022 7:25 PM
208	Website	7/9/2022 7:21 PM
209	Newsletter	7/9/2022 7:20 PM
210	Mail or sometimes Facebook when council members pipe in	7/9/2022 7:18 PM
211	Twitter and neighbors	7/9/2022 6:00 PM
212	Social media. Twitter Instagram	7/9/2022 5:14 PM
213	Email newsletter	7/9/2022 5:06 PM
214	Kirkland City email newsletter	7/9/2022 4:22 PM
215	This Week In Kirkland	7/8/2022 3:35 PM
216	City of Kirkland E-mails	7/8/2022 3:31 PM
217	next door	7/8/2022 12:13 PM
218	online	7/8/2022 11:39 AM
219	A gazillion list-serve subscriptions.	7/8/2022 11:37 AM
220	I am subscribed to Kirkland (email) newsletter	7/8/2022 10:42 AM
221	City's newsletter	7/8/2022 10:24 AM

2022 Kirkland Community Survey

222	Facebook	7/8/2022 9:47 AM
223	This Week in Kirkland email	7/8/2022 8:54 AM
224	website	7/8/2022 8:46 AM
225	Emails	7/8/2022 8:23 AM
226	Website	7/8/2022 8:20 AM
227	email notifications	7/8/2022 7:44 AM
228	Facebook	7/8/2022 7:37 AM
229	Email subscriptions and sometimes Facebook post.	7/8/2022 6:56 AM
230	City of Kirkland mail	7/7/2022 11:04 PM
231	Nextdoor	7/7/2022 8:48 PM
232	Email	7/7/2022 7:15 PM
233	newsletters and website	7/7/2022 6:48 PM
234	Kirkland city council newsletter	7/7/2022 6:08 PM
235	Email	7/7/2022 5:45 PM
236	Email	7/7/2022 5:33 PM
237	City Website	7/7/2022 4:10 PM
238	Email	7/7/2022 2:40 AM
239	City of Kirkland emails	7/6/2022 3:20 PM
240	Facebook outrage	7/5/2022 10:49 PM
241	Email newsletter	7/5/2022 9:40 PM
242	Flyers sent by the city with information, but typically they are sent after the decisions have been made.	7/5/2022 8:28 PM
243	City website and neighborhood forums.	7/5/2022 5:26 PM
244	Other residence in my neighborhood and town meetings.	7/5/2022 4:27 PM
245	weekly emails from the city	7/5/2022 3:03 PM
246	Weekly email	7/5/2022 1:28 PM
247	Local connections	7/5/2022 11:44 AM
248	Email and televised council meetings.	7/5/2022 11:24 AM
249	Website to read project planning, etc	7/5/2022 10:55 AM
250	Newsletter	7/5/2022 10:44 AM
251	Social media	7/5/2022 9:17 AM
252	Nextdoor app	7/5/2022 7:34 AM
253	Fellow neighbors. The city is an absolute failure when it comes to keeping people informed of what they're working on and deciding on for us. They do a fabulous job however, of communicating with developers, homeless advocates, and tech companies!	7/4/2022 10:33 PM
254	email newsletters	7/4/2022 6:10 PM
255	Kirkland e-newsletters	7/4/2022 5:36 PM
256	Neighborhood groups on social media.	7/4/2022 3:59 PM
257	Next door	7/4/2022 11:09 AM
258	Nextdoor forum	7/4/2022 11:08 AM

2022 Kirkland Community Survey

259	Nextdoor	7/4/2022 8:01 AM
260	Email info provide by City & access to links at COK Web site	7/4/2022 1:59 AM
261	Social media	7/4/2022 12:34 AM
262	Neighborhood Association	7/3/2022 11:50 PM
263	Internet	7/3/2022 11:21 PM
264	weekly e-mails about council activity, and channel31	7/3/2022 11:03 PM
265	Web	7/3/2022 10:34 PM
266	Hearing from Kirkland City Government	7/3/2022 9:13 PM
267	The city	7/3/2022 9:12 PM
268	city emails/news	7/3/2022 8:49 PM
269	Website	7/3/2022 8:22 PM
270	This Week in Kirkland weekly email.	7/3/2022 8:17 PM
271	City of Kirkland's Weekly Email Notice	7/3/2022 7:51 PM
272	Next door	7/3/2022 7:03 PM
273	Mailings and social media	7/3/2022 6:48 PM
274	Email	7/3/2022 6:21 PM
275	Community updates	7/3/2022 6:17 PM
276	Website	7/3/2022 6:09 PM
277	Haven't paid attention	7/3/2022 5:27 PM
278	City emais	7/3/2022 5:01 PM
279	Next Door web site	7/3/2022 4:51 PM
280	Kirkland Reporter website	7/3/2022 4:24 PM
281	Nextdoor postings	7/3/2022 4:17 PM
282	THIS WEEK IN KIRKLAND emails	7/3/2022 2:21 PM
283	HOA member attends the meetings	7/3/2022 2:01 PM
284	City of Kirkland website.	7/3/2022 1:19 PM
285	Email news letter	7/3/2022 9:46 AM
286	Kirkland Reporter	7/2/2022 2:57 PM
287	newsletter	7/2/2022 2:51 PM
288	Website postings	7/2/2022 1:38 PM
289	City Communication & Council Meetings	7/2/2022 11:58 AM
290	"This Week" e-newsletter	7/2/2022 9:59 AM
291	City Councilors on social media	7/2/2022 9:48 AM
292	email	7/1/2022 11:05 PM
293	Employed by the city	7/1/2022 10:41 PM
294	Social Media	7/1/2022 7:05 PM
295	Kirkland news letter email, talks with business owners and Kirkland website	7/1/2022 6:19 PM
296	the newsletter	7/1/2022 3:48 PM

2022 Kirkland Community Survey

297	Neighborhood council.	7/1/2022 3:43 PM
298	Houghton Community Facebook page	7/1/2022 3:41 PM
299	Kirkland Gov. FB Page	7/1/2022 1:52 PM
300	Facebook	7/1/2022 12:19 PM
301	web site, council meetings, neighborhood meetings, printed news	7/1/2022 12:18 PM
302	Nextdoor.com	7/1/2022 12:03 PM
303	attending counsel meetings, and email notifications	7/1/2022 11:34 AM
304	After the fact listed on social media or thru email.	7/1/2022 11:23 AM
305	City Emails	7/1/2022 9:57 AM
306	Listening to the appalling City Council meetings	7/1/2022 9:53 AM
307	Council	7/1/2022 9:13 AM
308	e-newsletters	7/1/2022 9:08 AM
309	Email newsletter	7/1/2022 8:48 AM
310	Random emails	7/1/2022 8:30 AM
311	City newsletter	7/1/2022 8:29 AM
312	Facebook	7/1/2022 7:40 AM
313	City emails	7/1/2022 7:31 AM
314	KAN	7/1/2022 2:20 AM
315	Email news and information	6/30/2022 10:33 PM
316	Next door	6/30/2022 9:42 PM
317	Regular city government report	6/30/2022 9:29 PM
318	email	6/30/2022 9:19 PM
319	Emails from Kirkland City government	6/30/2022 9:12 PM
320	City newsletters and email distribution lists I signed up for on kirkland.gov	6/30/2022 8:56 PM
321	City Council Agendas emailed each meeting	6/30/2022 8:52 PM
322	Talking to other residents	6/30/2022 7:59 PM
323	Email	6/30/2022 7:29 PM
324	Community groups	6/30/2022 7:12 PM
325	Email subscription to city news.	6/30/2022 7:12 PM
326	Weekly emails	6/30/2022 7:09 PM
327	internet	6/30/2022 7:06 PM
328	Emails	6/30/2022 6:44 PM
329	Email	6/30/2022 6:19 PM
330	Emails from the City like This Week, Monthly Event Email and City Council Meeting updates	6/30/2022 6:18 PM
331	utility bill inserts	6/30/2022 6:15 PM
332	Email	6/30/2022 6:14 PM
333	Weekly email newsletter	6/30/2022 6:01 PM
334	a gazillion list serve subscriptions	6/30/2022 5:26 PM

2022 Kirkland Community Survey

335	city rmails	6/30/2022 5:15 PM
336	KAN	6/30/2022 5:05 PM
337	Newsletter	6/30/2022 4:46 PM
338	email	6/30/2022 4:32 PM
339	Email	6/30/2022 4:30 PM
340	email newsletters, nextdoor website	6/30/2022 11:23 AM
341	Nextdoor or Facebook	6/30/2022 9:36 AM
342	Mail	6/30/2022 8:02 AM
343	Mailers	6/29/2022 11:00 PM
344	Email	6/29/2022 10:06 PM
345	Not sure. I've lived in Kirkland for over 8 years and know almost nothing, I have always felt that political information is shared with home owners, not renters	6/29/2022 9:29 PM
346	Facebook posts	6/29/2022 9:25 PM
347	Facebook	6/29/2022 9:18 PM
348	Kirkland website	6/29/2022 8:46 PM
349	None. Alas, the Seattle Times only reports on Seattle. We need a better Kirkland news blog like we used to have.	6/29/2022 7:59 PM
350	Weekly email from the city council	6/29/2022 7:21 PM
351	press releases	6/29/2022 4:37 PM
352	Internet	6/29/2022 4:34 PM
353	Snail mail, FB posts. Email is too much and spam like	6/29/2022 3:50 PM
354	Facebook	6/29/2022 3:19 PM
355	mail	6/29/2022 2:45 PM
356	Online	6/29/2022 2:07 PM
357	The Kirkland government Twitter	6/29/2022 2:05 PM
358	Facebook page	6/29/2022 1:59 PM
359	Emails from the city	6/29/2022 1:51 PM
360	Bridle trails community meetings	6/29/2022 1:21 PM
361	City tweets, but unfortunately they tend to get buried in garbage tweets.	6/29/2022 12:57 PM
362	Website	6/29/2022 10:06 AM
363	website	6/29/2022 9:17 AM
364	Neighbors, other Kirkland residents.	6/29/2022 8:36 AM
365	E-mail subscriptions	6/29/2022 8:13 AM
366	Facebook	6/29/2022 7:37 AM
367	city website	6/29/2022 7:34 AM
368	The internet	6/29/2022 4:33 AM
369	Emails	6/29/2022 4:19 AM
370	Online	6/29/2022 12:51 AM
371	internet, newsletter	6/29/2022 12:27 AM

2022 Kirkland Community Survey

372	Facebook	6/29/2022 12:03 AM
373	Facebook	6/28/2022 10:55 PM
374	Social media	6/28/2022 10:44 PM
375	Instagram	6/28/2022 10:39 PM
376	Twitter	6/28/2022 10:12 PM
377	Website	6/28/2022 9:56 PM
378	Local online news reports.	6/28/2022 9:51 PM
379	Social media	6/28/2022 9:41 PM
380	Don't have one.	6/28/2022 9:20 PM
381	City emails	6/28/2022 8:53 PM
382	FB, city email, neighborhood persons communication	6/28/2022 8:45 PM
383	wife	6/28/2022 8:38 PM
384	Website	6/28/2022 8:25 PM
385	City website	6/28/2022 7:43 PM
386	Facebook	6/28/2022 6:49 PM
387	Mailer from city	6/28/2022 6:44 PM
388	Internet?	6/28/2022 6:14 PM
389	Finn Hill Neighborhood Facebook site.	6/28/2022 5:51 PM
390	Social media	6/28/2022 5:49 PM
391	Weekly email updates	6/28/2022 5:47 PM
392	Facebook	6/28/2022 5:00 PM
393	social media	6/28/2022 4:49 PM
394	Nextdoor	6/28/2022 4:38 PM
395	Neighborhood group investigations	6/28/2022 4:32 PM
396	Reading	6/28/2022 4:08 PM
397	Social media: Facebook, Twitter, etc.	6/28/2022 3:58 PM
398	Neighborhood association	6/28/2022 3:53 PM
399	Twitter	6/28/2022 3:48 PM
400	Email listserve	6/28/2022 3:27 PM
401	Social media sites	6/28/2022 3:21 PM
402	Karen Story	6/28/2022 3:17 PM
403	Internet	6/28/2022 3:15 PM
404	Facebook posts	6/28/2022 3:03 PM
405	Email from the city	6/28/2022 2:54 PM
406	Online info	6/28/2022 2:40 PM
407	City Council meeting packets	6/28/2022 2:39 PM
408	Email	6/28/2022 2:33 PM
409	News	6/28/2022 2:31 PM

2022 Kirkland Community Survey

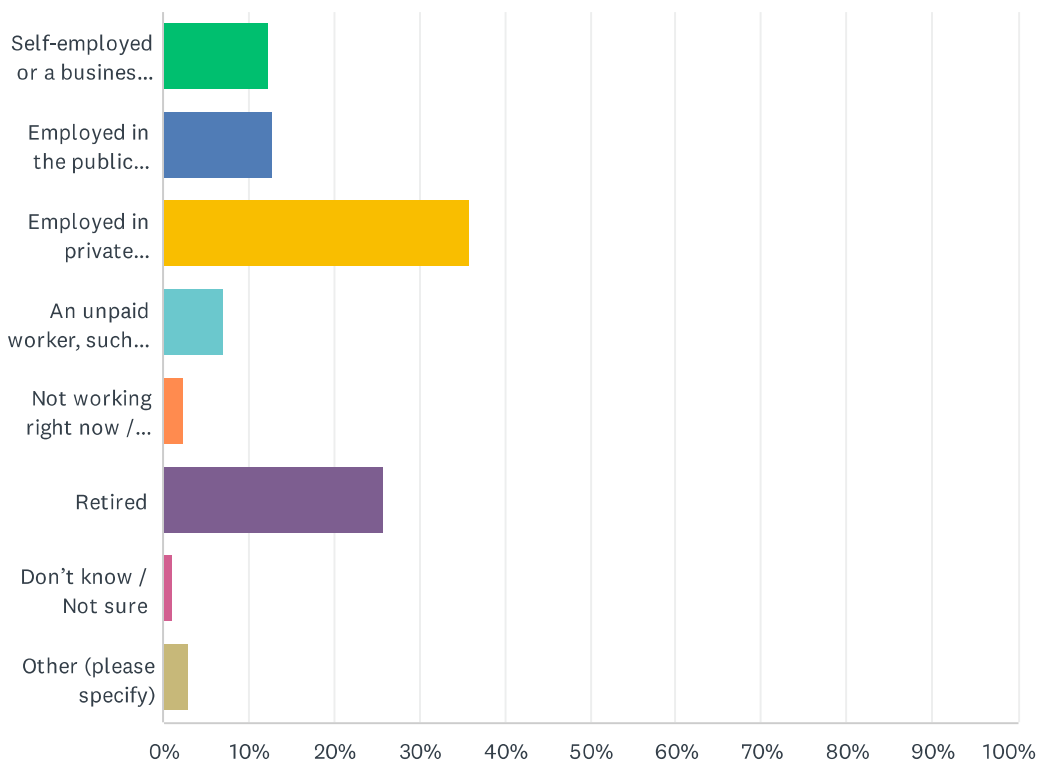
410	Email newsletters	6/28/2022 2:28 PM
411	email	6/28/2022 2:09 PM
412	online	6/28/2022 2:05 PM
413	City website, email and Facebook	6/28/2022 2:04 PM
414	Neighborhood group.	6/28/2022 1:53 PM
415	Mailers or website	6/28/2022 1:51 PM
416	Sadly Facebook	6/28/2022 1:51 PM
417	Facebook	6/28/2022 1:50 PM
418	online and subscribing to city of Kirkland website	6/28/2022 1:40 PM
419	Facebook	6/28/2022 1:09 PM
420	News and online	6/28/2022 1:07 PM
421	Facebook	6/28/2022 1:04 PM
422	City Facebook page	6/28/2022 12:51 PM
423	Facebook	6/28/2022 12:44 PM
424	Toby Nixon on Facebook	6/28/2022 12:42 PM
425	Twitter	6/28/2022 12:37 PM
426	Mailers	6/28/2022 12:35 PM
427	website	6/28/2022 12:34 PM
428	Toby Nixon and his comments to question on Facebook Be Neighborly Kirkland posts. City of Kirkland posts on Facebook.	6/28/2022 12:31 PM
429	Twitter links	6/28/2022 12:23 PM
430	Social media	6/28/2022 12:16 PM
431	Twitter	6/28/2022 12:13 PM
432	Facebook	6/28/2022 12:08 PM
433	City email lists	6/28/2022 12:02 PM
434	Twitter	6/28/2022 12:00 PM
435	Social media	6/28/2022 11:55 AM
436	Facebook	6/28/2022 11:46 AM
437	Social media	6/28/2022 11:46 AM
438	Facebook	6/28/2022 11:44 AM
439	Faxebook	6/28/2022 11:44 AM
440	Facebook announcements	6/28/2022 11:43 AM
441	Facebook	6/28/2022 11:34 AM
442	City emails	6/28/2022 11:33 AM
443	News media	6/28/2022 11:33 AM
444	Facebook	6/28/2022 11:32 AM
445	Kirkland website	6/28/2022 11:32 AM
446	Facebook	6/28/2022 11:26 AM
447	Website	6/28/2022 11:21 AM

2022 Kirkland Community Survey

448	facebook	6/28/2022 11:19 AM
449	Links in FaceBook	6/28/2022 11:14 AM
450	Mailed notices	6/28/2022 11:14 AM
451	Weekly email and Facebook page for Kirkland residents	6/28/2022 11:13 AM
452	Kirkland this week email	6/28/2022 11:12 AM
453	City website	6/28/2022 11:11 AM
454	city website	6/28/2022 11:08 AM
455	Facebook	6/28/2022 11:06 AM
456	Twitter	6/28/2022 11:05 AM
457	City newsletters	6/28/2022 11:03 AM
458	Be Neighborly on Facebook	6/28/2022 11:03 AM
459	Social media	6/28/2022 11:02 AM
460	City Facebook page and the mailers regarding development	6/28/2022 11:01 AM
461	Facebook	6/28/2022 11:01 AM
462	Facebook	6/28/2022 11:00 AM
463	email	6/28/2022 11:00 AM
464	Internet	6/28/2022 10:55 AM
465	Online sources	6/28/2022 10:54 AM
466	Toby Nixon via Be Neighborly Kirkland Facebook group	6/28/2022 10:53 AM
467	Facebook and through Toby.	6/28/2022 10:32 AM
468	News letter & Twitter	6/28/2022 10:31 AM
469	Facebook	6/28/2022 10:28 AM
470	Facebook	6/28/2022 10:25 AM
471	Social media posts from the city.	6/28/2022 10:24 AM

Q24 Which of the following best describes you at this time? (optional)

Answered: 515 Skipped: 152



ANSWER CHOICES	RESPONSES	
Self-employed or a business owner	12.43%	64
Employed in the public sector, like a governmental agency or educational institution	12.82%	66
Employed in private business	35.73%	184
An unpaid worker, such as parenting children at home	6.99%	36
Not working right now / Unemployed	2.33%	12
Retired	25.83%	133
Don't know / Not sure	0.97%	5
Other (please specify)	2.91%	15
TOTAL		515

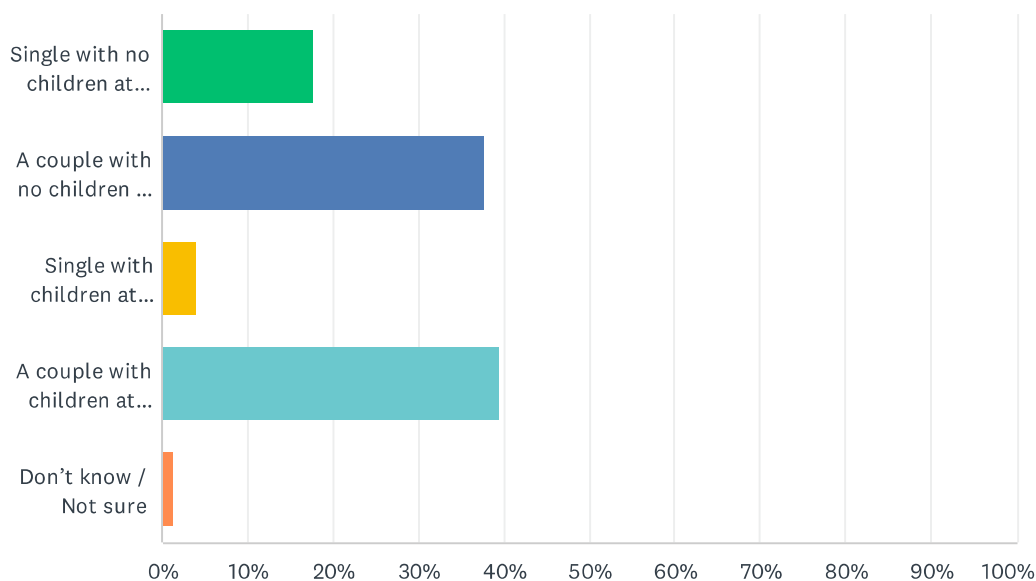
#	OTHER (PLEASE SPECIFY)	DATE
1	Retired but an informed citizen who works to improve our city	7/19/2022 8:54 PM
2	Retail worker	7/19/2022 10:57 AM
3	Non profit healthcare	7/18/2022 8:46 PM
4	Student	7/18/2022 2:27 PM

2022 Kirkland Community Survey

5	Non profit	7/15/2022 11:53 AM
6	Non profit Bloodbank	7/11/2022 4:11 PM
7	Stay at home mom	7/9/2022 8:52 PM
8	None of your business	7/9/2022 7:42 PM
9	Chronically Dissatisfied Curmudeon.	7/3/2022 8:18 PM
10	Part time employed/stay at home parent/business owner	7/3/2022 6:49 PM
11	employed by a Public company as listed on the stock exchange	7/3/2022 2:02 PM
12	In between emoyment	7/1/2022 11:24 AM
13	Student	6/30/2022 9:02 AM
14	Full time Care provider	6/28/2022 9:53 PM
15	Non-profit	6/28/2022 11:47 AM

Q25 Which of the following best describes your household? (optional)

Answered: 503 Skipped: 164

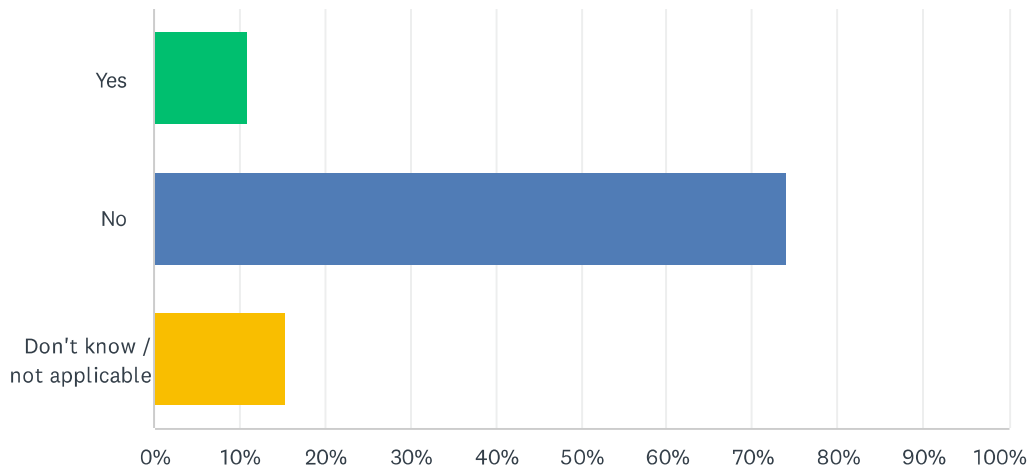


ANSWER CHOICES	RESPONSES	
Single with no children at home	17.69%	89
A couple with no children at home	37.77%	190
Single with children at home	3.98%	20
A couple with children at home	39.36%	198
Don't know / Not sure	1.19%	6
TOTAL		503

#	OTHER (PLEASE SPECIFY)	DATE
1	3 generations	7/18/2022 7:42 PM
2	A couple with adult children at home	7/10/2022 5:10 PM
3	couple with adult child	7/10/2022 4:25 PM
4	provide home for children who work from home	7/3/2022 8:50 PM
5	Absolutely Amazing.	7/3/2022 8:18 PM
6	Single with adult child at home	7/1/2022 12:04 PM
7	My brother and I	6/29/2022 2:07 PM
8	Couple with grown children at home	6/28/2022 6:45 PM
9	Retired couple with adult disabled son at home.	6/28/2022 5:52 PM
10	Multigenerational	6/28/2022 1:53 PM
11	Multiple related and unrelated adults sharing a home	6/28/2022 12:03 PM

Q26 If you are under the age of 65, is there anyone age 65 or older living in your home? (optional)

Answered: 472 Skipped: 195



ANSWER CHOICES	RESPONSES	
Yes	10.81%	51
No	73.94%	349
Don't know / not applicable	15.25%	72
TOTAL		472

Q27 And finally are there any topics we did not cover that are important to you? Please give only one response.

Answered: 289 Skipped: 378

#	RESPONSES	DATE
1	I think we pay too much money for police services and it seems wasteful to have multiple units respond to every call just so KPD can keep their metrics looking good.	7/20/2022 9:03 PM
2	The purchasing of private property	7/20/2022 8:27 PM
3	Make a plan to stop the destruction on the forest areas in Kirkland	7/20/2022 1:15 PM
4	The tree situation overall and specifically in Norkirk is completely out of control. So many uncared for giant trees that are threatening nearby houses and infrastructure.	7/20/2022 12:19 PM
5	Would like to see a focus on clean-up and beautification of the city. The sidewalks, medians, flower areas on Park Lane and Marina Park are poorly taken care of.	7/20/2022 10:59 AM
6	Afraid that Google growth will change neighborhood for the worst	7/20/2022 8:40 AM
7	Amenities at public parks, like shade structures, parking, and restrooms	7/20/2022 1:39 AM
8	I do not feel the city cares to listen to the residents who want to maintain what is good about Kirkland. They are only interested in over developing the city, with no true vision or planning. It is very sad.	7/19/2022 11:45 PM
9	no	7/19/2022 11:02 PM
10	overpolicing/racial profiling in our community	7/19/2022 10:17 PM
11	Not enough questions on specific drawbacks of our city. The lack of spark.	7/19/2022 8:55 PM
12	Waterfront access	7/19/2022 8:51 PM
13	Increasing distrust of city leadership, which makes me very sad	7/19/2022 5:23 PM
14	Improving availability of daycares, before and after care for children. We've been on a waitlist for over 3 years now for support	7/19/2022 4:42 PM
15	The city of Kirklands elected officials don't listen to it's residents	7/19/2022 1:38 PM
16	Accessibility / disability concerns	7/19/2022 12:35 PM
17	Increasing BIPOC voices, businesses, community and arts in Kirkland	7/19/2022 11:30 AM
18	Dealing with the unhoused...	7/19/2022 11:26 AM
19	Public transportation	7/19/2022 11:20 AM
20	There are too many cops	7/19/2022 11:09 AM
21	I'm not certain about the restrictions downtown, but it would be nice if there were some less expensive food choices such as qdoba and mod pizza. Overall, this is a great city and we have loved living here.	7/19/2022 11:06 AM
22	Stop trying to turn Kirkland into Seattle!!!!	7/19/2022 8:58 AM
23	Growth and taking away peoples views	7/19/2022 8:21 AM
24	Does Kirkland really need Redmond Envy?	7/19/2022 8:04 AM
25	homeless services - people who follow the rules should not have to suffer because of those who don't	7/19/2022 8:00 AM
26	Please slow down development...too much too fast	7/19/2022 7:51 AM

2022 Kirkland Community Survey

27	While I love our community right now, the initiative to move homeless shelters and services into family/school neighborhoods is alarming. We are planning to move to Gig Harbor by year's end because we do not believe our city government is making sound decisions that serve the best interest of ALL residents.	7/19/2022 7:26 AM
28	Stop turning our lake town city into a urban city	7/19/2022 7:23 AM
29	Keep Kirkland safe.	7/19/2022 7:09 AM
30	I would like to change how we get our mayor to public elections. I am tired of seeing City Council take turns being Mayor. That is such a racket I'm surprised you think nobody notices. And the whole pandemic spacing you still have at City Hall is ridiculous. It's very self serving and phony, I'm sure you go out to eat and don't worry about the spacing then! Typical political mentality, it would be nice to actually have some people that care about the the tax payers as something other than a faceless cash cow.	7/19/2022 6:43 AM
31	Stop permits for big buildings	7/19/2022 6:22 AM
32	Google overtaking our town	7/19/2022 5:49 AM
33	Lower the housing prices!!!	7/19/2022 12:15 AM
34	We would love to have the unsafe walking and bicycling issues of Juanita Drive addressed. It's an extremely dangerous road that needs the type of improvements like Kenmore is investing in.	7/18/2022 11:09 PM
35	Respect neighborhood plans and stop ignoring public involvement and testimony in issues that effect residents. There is a lot of anger directed at the Council, city Manager and staff because residents spent a lot of time attending workshops and giving feedback and you ignore it. this is incredibly disrespectful and certainly not "welcoming" to existing residents	7/18/2022 10:09 PM
36	Street safety west of market street— more soeed bumps and stop signs. For example 10th Ave West is a major route for construction and deliveries and neighbors and frequent soeeding impeeds child safety. Delivery men not familiar with neighborhood often dont stop/yield at intersections.	7/18/2022 10:03 PM
37	We need more diverse places to eat in north Kirkland!	7/18/2022 9:10 PM
38	Preserving lake views and lake access for everyone. They've been drastically reduced. This shouldn't be given away to the rich and businesses	7/18/2022 8:48 PM
39	School bus service	7/18/2022 8:32 PM
40	Inappropriate housing designs	7/18/2022 7:52 PM
41	Ensure police have the resources they need to protect the community. Than you	7/18/2022 7:47 PM
42	Dangerous and congested traffic on 68th, east of 108th.	7/18/2022 6:59 PM
43	Kirkland needs more natural parks without man made structures or dog parks. Like Edith Moulton used to be before it was ruined.	7/18/2022 5:40 PM
44	I wish there was better planning on types of businesses in the downtown area. Do we really need 5-6 gyms. It was a shame that when the large gallery left on "the lane", that the city did not encourage a business that would be more conducive to the charm of the street. And we need a hardware store!	7/18/2022 4:55 PM
45	Please bring the experienced firefighters back!	7/18/2022 4:49 PM
46	Asked a lot about services, but didn't mention you are spending lots of money on BPOC and the inclusiveness. Don't think the city understands it's my money that pays their salary. Include all people before spending money on a small group.	7/18/2022 4:21 PM
47	Really want to live in a diverse community, with diversity of background and income levels. Do not want a big police presence in our neighborhoods, would love to see more school support and teacher support and co tinged funding for the arts. Thank you to city council and city workers for doing a great job!!	7/18/2022 3:57 PM
48	Excessive density of growth with lack of parking	7/18/2022 3:50 PM
49	Please add pickleball lines to some of the tennis courts already in Kirkland	7/18/2022 3:36 PM

2022 Kirkland Community Survey

50	Sustainability efforts, climate action	7/18/2022 3:34 PM
51	remodeling the community pool! been talking about it for 20 years! ☹️	7/18/2022 3:16 PM
52	Economic development - how are we attracting and retaining businesses in Kirkland?	7/18/2022 3:14 PM
53	Limit google, the growth cannot be supported with our current infrastructure.	7/18/2022 2:45 PM
54	Some of the language used is confusing. I do not know what is meant by "inclusive and welcoming". It seems like it should be obvious but in my experience lately it means the opposite of what it seems. When using terms like that, and equity, etc., please be more clear what is meant.	7/18/2022 2:45 PM
55	Construction is disruptive on 132nd. Need more big kid playgrounds or activities (7-12 yr). Need more affordable activities and rent increase caps. More food bank type services for those who work during the day. I do love our libraries though - they are incredible.	7/18/2022 2:44 PM
56	It is extremely disappointing that we allowed a small group of people prevent Puget Sound Transit from installing light rail. Kirkland would have greatly benefitted from better access to public transit. It is also disappointing that we don't prioritize walkability and addition of sidewalks in many communities that really need it.	7/18/2022 2:35 PM
57	Parking enforcement	7/18/2022 2:30 PM
58	Permanent supportive housing near schools	7/18/2022 2:27 PM
59	Open budget	7/18/2022 2:25 PM
60	Addressing white supremacy and racializing white fears.	7/18/2022 2:22 PM
61	Access to beaches / Lake Washington - limited beach access unless you own a million dollar house on the beach. on the beach	7/18/2022 1:59 PM
62	Services and infrastructure for People with Disabilities. And, a question about people's experience with racism, discrimination, inequity in Kirkland.	7/18/2022 1:38 PM
63	Same as I said earlier in the survey.	7/18/2022 1:24 PM
64	Lack of transparency by the city administration and connections to builders and corporations	7/18/2022 1:21 PM
65	I would like to see more speed limit enforcement on our streets	7/17/2022 11:11 AM
66	Bring back the July 4th community firework show	7/16/2022 10:36 AM
67	Speed up permit times to allow for more housing	7/16/2022 9:31 AM
68	Not enough info on Kirkland Urban and Google agreement progress/plans	7/15/2022 8:19 PM
69	Noise	7/15/2022 6:18 PM
70	Crime	7/15/2022 1:11 PM
71	protect the interests of current residents! No homeless shelters, minimize the high density and low income housing	7/15/2022 12:36 PM
72	Tree preservation	7/15/2022 11:55 AM
73	Very concerned about my safety with the homeless housing on northup (we already have homeless and drug use at the bus terminal there. I need that route to get to work. I already feel unsafe at dusk, so adding mentally ill, recovering addicts, will make things so much worse). Also, Kirkland used to be a nice, quiet place but now with the new apartments getting added everywhere and new proposals, everything is way too crowded like parks, busses)	7/15/2022 11:28 AM
74	We need major improvements in police and fire services. They have not grown in proportion with Kirkland population increase and increase in crime.	7/15/2022 11:04 AM
75	Would love for Kirkland residents to receive access to Kirkland parks & recs registration a day in advance of other people out of the city who would like to utilize our services. May of us residents have a hard time reserving a spot for programs in our own city. Thanks!	7/15/2022 10:38 AM
76	The city really needs to do more to listen to its residents and not sell out to large corporations. The city also does not have any plans to address increased traffic due to growth.	7/15/2022 1:04 AM

2022 Kirkland Community Survey

77	District development plans	7/14/2022 9:48 PM
78	Close down market street for non business cars! More walking around Kirkland	7/14/2022 8:45 PM
79	It's hard to get a tree permit and expensive. I would not cut down a tree if it was not a serious problem. I love trees and I am all for the carbon capture that they represent. Please lighten up.	7/14/2022 8:39 PM
80	Have you ever looked at Boulder, CO as a city? They do like it is supposed to be! Create a bubbling and sizzling atmosphere, with a real beating heart of the town. With amazing food that offers a real food scene. Lots of space for pedestrians, bike lanes everywhere. And the city closed down Pearl Street (main entertainment street) to allow room for restaurants and bars to have tables and terraces outside to attract more customers! And get over the Covid hump. And when streets are permanently closed down, it attract more people! In Kirkland you are not even shutting down Park Lane. I wish the City would be more active in making this the go to place!	7/14/2022 7:27 PM
81	We need to rid ourselves of this Houghton council that has to much say in what happens in the city	7/14/2022 7:08 PM
82	Well planned growth with citizens impute to keep Kirkland very like able!	7/14/2022 5:44 PM
83	code enforcement - punishment on builders' violation	7/14/2022 5:34 PM
84	Provide more safety for bicycles by paving the KCK	7/14/2022 5:32 PM
85	I'd like to see more trees preserved when there's a new development.	7/14/2022 5:26 PM
86	I gave failing grade to keeping citizens informed because the La Quinta decision was kept in the dark and announced AFTER the decision so to limit public input. Seems like the 85th Street project is going the same way - affected neighbors are not allowed enough input. And finally -- BRING BACK THE JULY 4th FIREWORKS!!!!	7/14/2022 3:12 PM
87	Homeless shelter at La Quinta is too close to schools. WE HAVE TOO MANY MASS SHOOTINGS AND YOU WANT TO BRING MENTALLY ILL PEOPLE CLOSER?!	7/14/2022 12:13 PM
88	Transit	7/14/2022 11:19 AM
89	We would like the city to find a way to bring back the 4th of July fireworks next year like other cities such as Sammamish and Renton.	7/14/2022 9:10 AM
90	Increasing focus and rate of development that's transforming commercial areas to urban centers adding traffic and putting related stresses from growth on surrounding neighborhoods	7/14/2022 8:59 AM
91	The overgrowth and permitting of these construction projects is ruining Kirkland.	7/14/2022 7:55 AM
92	Homeless shelter at La Quinta location is a major concern.	7/14/2022 7:33 AM
93	I love trees but planted in sidewalks, they keep pulling up the sidewalks. Also, the new plant 'wells' on Park Lane are dangerous.	7/14/2022 5:58 AM
94	people living on the streets of downtown	7/13/2022 11:10 PM
95	Traffic lights in Kirkland need to be updated to assist with traffic flow. I can be the only car at a red light at an intersection and I wait & wait. It's all over Kirkland and it's time to fix it.	7/13/2022 10:54 PM
96	Need for more pickleball courts and updated equipment (better looking, more age appropriate and fun) at Phyllis needy park	7/12/2022 10:12 PM
97	Building permitting is a catastrophe. I have been attempting to build a garage for nearly two years with most of that time stuck in permitting. In that time, building costs and inflation have rendered the project infeasible. It took over 6 months to even get PSE to return my calls/emails.	7/12/2022 8:45 PM
98	Safety safety safety/ do not import homeless from Seattle!!!!	7/11/2022 8:44 PM
99	There is a lack of tennis courts in North Rose Hill	7/11/2022 8:23 PM
100	"Sustainability" rings hollow when there is so much fear towards taking ANY infrastructure away from Kirkland's car culture.	7/11/2022 4:18 PM
101	Public transportation	7/11/2022 4:12 PM

2022 Kirkland Community Survey

102	Houghton community council	7/11/2022 2:16 PM
103	loud mufflers	7/11/2022 2:10 PM
104	What is the city doing to welcome refugees and immigrants? We need to do more.	7/11/2022 10:56 AM
105	We did not cover assessments on our property, which is becoming untenable, and will force regular working families out of our communities. In some cases, taxes will be higher than mortgage payments. Something should be done to help regulate this.	7/10/2022 10:07 PM
106	Traffic noise; commercial trucks using residential streets as access to Lake Street; need more fire truck friendly "speed" bumps on ALL residential streets that connect to Lake Street.	7/10/2022 9:05 PM
107	There are two streets that could we used for park purposes along the route from downtown to Waverly. They should be opened up. Also the walkway from Heritage Park to Lake St West should be completed. Let's open up lake access even more!	7/10/2022 7:02 PM
108	transportation... Bus to Seattle absolute must. We are completely lost without the 255. Also direct Juanita Bellevue, as before	7/10/2022 6:29 PM
109	More bus routes needed in South Juanita neighborhood	7/10/2022 5:56 PM
110	Reduce traffic, bury power lines, maintain lake views, encourage small town feel	7/10/2022 2:07 PM
111	Community feedback and buy-in on development and affordable housing areas.	7/10/2022 1:24 PM
112	Station Area Plan	7/10/2022 12:53 PM
113	Work on things that matter!! You spend too much time on virtual signaling.	7/10/2022 12:31 PM
114	We need to radically shift away from car infrastructure. We should encourage much more rapid and highly dense growth	7/10/2022 11:03 AM
115	Drugs.	7/10/2022 10:18 AM
116	1) 116th NE street north of NE 70th street really needs sidewalks... high school children are walking along here all the time and cars typically go way over the 25 MPH speed limit. 2) Having a transfer station located at the NE 70th and 116th NE intersection which is a very busy intersection would be a terrible idea. As it is cars line up outside the existing transfer station onto the city road when it is busy. If it is where the park and ride is they would have to line up on NE 70th or NE 116th which would really mess up traffic.	7/10/2022 9:12 AM
117	COVID response and recovery	7/10/2022 8:28 AM
118	School safety and gun ownership.	7/10/2022 8:19 AM
119	The city planning department are completely hypocritical jerks about enforcing the critical areas code. They think they're doing the environment an incredible service when they're actually harming the environment and citizens of the city. From the city manager down, the planning department needs to be replaced. They're awful.	7/10/2022 5:56 AM
120	I'm happy Google will come to town!	7/10/2022 5:54 AM
121	No	7/9/2022 10:48 PM
122	Cost of living	7/9/2022 8:27 PM
123	Way too many unleashed dogs in parks; too much focus on woke political issues	7/9/2022 8:20 PM
124	Dad and adu without dealing with parking issues in established neighborhoods.	7/9/2022 8:20 PM
125	The emphasis seems to be on growth at all costs rather than quality of life.	7/9/2022 8:17 PM
126	Keeping new development in line with Kirkland's overall charming atmosphere and aesthetics	7/9/2022 8:14 PM
127	juanita beach park new trees planted are growing over my lake view, lowering my property value and daily life with less lake view :(7/9/2022 8:12 PM
128	What back door policies are going on with the developers getting a fast track to tear down this town?	7/9/2022 7:43 PM
129	Why does the city not close Park Lane to vehicular traffic every day starting at 3pm or so? Why keep allowing cars to travel through there? Make it an outdoor dining center. Bring food	7/9/2022 7:35 PM

2022 Kirkland Community Survey

trucks. Cars don't need to be there! Get creative! In general make "downtown" nice for peds, less nice for cars.

130	Public transportation	7/9/2022 7:31 PM
131	Public transportation	7/9/2022 7:22 PM
132	Surveys that are referenced on Facebook for bicycle/pedestrian lanes. I asked Pascal where I could see a local survey because the one he was discussing with someone was from Europe. I don't think we should be spending money on these lanes if there not being used that much. At least the one's on Finn Hill are not. Also, the study on Juanita Drive states the study is overall accidents, injuries and/or deaths. That survey or study is for a 10 year period with relatively low percentage over 10 year span. Why are we spending money on this when our objective should be finding affordable housing in the area for people who work at grocery stores, etc.	7/9/2022 7:19 PM
133	enforcement of vehicle traffic laws	7/8/2022 3:33 PM
134	The city/council does has done a very poor job planning and analyzing the La Quinta site for the Health through Housing initiative. They've not discussed how this site compares to other potential areas (not close to daycares). Kirkland has a protective zone for Eagles - but not children?! The city/King County has not published a safety analysis for HtH. What were the impacts of previous HtH sites?	7/8/2022 12:15 PM
135	It doesnt seem like the kirkland city council works for the residents or prioritizes our needs (two examples: population/traffic impact of the 85th street station, and the future homeless shelter next to schools and daycares). The Council seems more interested in supporting homeless and adding more people to kirkland than addressing the issues facing CURRENT residents (package theft, car vandalism). I moved from Seattle to stay away from the crime and homeless, and yet the council is bringing this into Kirkland against the wishes of the MAJORITY of the kirkland residents	7/8/2022 11:45 AM
136	Retaining tree canopy	7/8/2022 11:38 AM
137	Removing vehicles from the streets that are left beyond the code allowed days and following up on them.	7/8/2022 10:25 AM
138	About the inclusion is important to have this kind of surveys in more languages for people that have trouble with the language.	7/8/2022 9:50 AM
139	Many people choose to live in Kirkland because it isn't overdeveloped like Bellevue. Kirkland Urban is a debacle. The stores are unappealing and almost always empty, the ticketed parking is absurd, and the beautiful vista we used to enjoy when driving into Kirkland from 405 is gone forever. How did it ever get approved??? Please, no more monstrosities like this. Park Place was so much better for residents and tourists.	7/8/2022 8:52 AM
140	Too much city government time spent on social issues rather laws and regulations that provide for public health, safety and efficient use of financial resources.	7/8/2022 8:29 AM
141	The City governance is getting a reputation that it does not listen to the citizens of Kirkland and does what they want regardless. Be careful with this...	7/8/2022 8:22 AM
142	Schools	7/7/2022 11:05 PM
143	My biggest concerns are 1) the purchase and planned use of la Quinta inn, and 2) the planned growth, including high density housing (85th, houghton plaza) without a way to mitigate traffic impacts	7/7/2022 6:15 PM
144	The need for a dog park on Finn Hill. Thank you.	7/7/2022 5:46 PM
145	Please find a way to protect ALL trees that are viable especially groups of trees even on private property. Out of state developers should not come in and clear plots of ALL trees for ugly fabricated homes they never have to see again. Our community is losing its charm and I plan to move it continues.	7/7/2022 5:35 PM
146	There are not enough public tennis courts available in Kirkland and specifically tennis, NOT pickleball they are different sports and require different size facility. It is extremely difficult to find open tennis courts during peak hours and myself and my group have literally driven loops around the city to find open available tennis courts last summer. North Rose Hill is especially lacking in tennis courts.	7/7/2022 5:27 PM

2022 Kirkland Community Survey

147	Why the big push to make Kirkland into a Bellevue?	7/7/2022 4:11 PM
148	The City Council doesn't listen to its' public- money rules!	7/6/2022 3:23 PM
149	More parks and protected bike/pedestrian paths linking parks and downtown please.	7/5/2022 10:51 PM
150	Maintaining access to public transit.	7/5/2022 9:41 PM
151	Prioritizing safety of residents, especially children.	7/5/2022 5:27 PM
152	Yes, the allowing builders and large business (Google) to take over the area and displace residents that have been in the area for a long time. Lastly, allowing these business to bully residents and the city. Kirkland is no longer a place a friendly place to be.	7/5/2022 4:30 PM
153	Juanita neighbors don't seem to be aware that is their responsibility to take care of public right-of-ways that adjoin their property. The areas around the streets are overgrown and unsightly. Either the city should maintain those strips of land or inform the public of the requirement that they take care of that maintenance.	7/5/2022 3:05 PM
154	Growing homelessness in Kirkland	7/5/2022 11:45 AM
155	More/better indoor pool facilities.	7/5/2022 11:26 AM
156	Plans to grow more resident participation in decision making and outreach.	7/5/2022 10:58 AM
157	Funding parks and recreation	7/5/2022 10:45 AM
158	You guys are failing your constituents. The city does not reflect what residents, especially long time residents, want. Quality of life in Kirkland has diminished. One shouldn't have to avoid going to the local Fred Meyer anymore because it's gotten so crowded, but yet you continue to want to grow the population and remove more trees and wildlife. Hoping for a new city council and planning commission someday. Hopefully one that actually represents what people want here.	7/4/2022 10:36 PM
159	public transportation that serves our community	7/4/2022 6:11 PM
160	Less mega-mansions, more green spaces and trees in new developments.	7/4/2022 4:01 PM
161	The BRT drop-off in the Highlands needs to be moved. We are already prisoners in our own neighborhood and cannot handle the additional traffic.	7/4/2022 11:10 AM
162	Property taxes	7/4/2022 11:10 AM
163	Plans for BRT/Google/ Traffic	7/4/2022 8:02 AM
164	Senior programs such as support for housing tax relief.	7/4/2022 2:04 AM
165	Conflicts of interest with city council and funding.	7/4/2022 12:35 AM
166	NE 85th Corridor Business District	7/3/2022 11:53 PM
167	City hasnot adequately informed citizens about community issues such as LaQuinta, and 85th railroad.	7/3/2022 11:05 PM
168	Noise	7/3/2022 10:35 PM
169	Keeping our school system excellent and our class sizes workable.	7/3/2022 9:14 PM
170	Managing growth with senior population in focus for middle income	7/3/2022 8:51 PM
171	Where the hell are Kirkland's real-time online listings of Fire Department and Police Department responses to 911 calls? See for example... https://www2.seattle.gov/fire/realtime911/ ...and... https://spdblotter.seattle.gov/	7/3/2022 8:31 PM
172	The city council needs to prioritize safety in Kirkland. In addition, they need to be better stewards of the publics money. The spending of public money should align with the public's wishes (e.g. safety, parks, infrastructure) rather than their own pet projects. It would also be nice to look at reducing tax burden for the public rather than looking for ways to waste our tax dollars.	7/3/2022 7:08 PM
173	The flagrant disregard for the Houghton neighborhood, including the NERTS siting recommendations and the Heath through Housing siting at LaQuinta. Both pioneered by our	7/3/2022 7:05 PM

2022 Kirkland Community Survey

	mayor (Norkirk/east of market resident)	
174	Why the City Council FAILS to take into account residents' feedback in decision making. This is greedy negligence from a bunch of fat lazy people.	7/3/2022 6:23 PM
175	85th ave restructuring	7/3/2022 6:10 PM
176	Nope	7/3/2022 5:28 PM
177	City Council is failing current residents with their 85th station area plan and giving Google everything they want at the expense of our community and quality of life	7/3/2022 5:02 PM
178	Fiscal responsibility needs to be a priority. The city news raising taxes via assessments, while raising property values and building more homes. Where is all the money going? Services aren't improving yet you're getting more and more money.	7/3/2022 4:58 PM
179	Lack of response from police on car thefts	7/3/2022 4:52 PM
180	Subpar planning for 85th St transit.	7/3/2022 4:18 PM
181	I'm pleased with the forward-thinking, inclusive leadership at the city. I would like to see more diversity in leadership, however.	7/3/2022 2:22 PM
182	The noise that the Seaplans make and the shutdown of the houton group or the new Google buildings that you are looking to allow outside of established set limitations. Is the leadership just interested in turning Kirkland into a little Bellevue?	7/3/2022 2:06 PM
183	Maintaining tree cover	7/3/2022 9:47 AM
184	I am very concerned about the city council bringing in a dangerous, rules resistant homeless population to the La Quinta and our community. They should require the us of the facility house elderly, working poor or disabled w/ things like and adult w autism. Community safety and rule of law is number 1.	7/2/2022 12:00 PM
185	Protected bicycle lanes, as a specific detail of transportation safety	7/2/2022 10:02 AM
186	If you post warnings that modified mufflers are banned in Kirkland ENFORCE IT!	7/1/2022 6:20 PM
187	About inclusion: this survey is only available in English, how are you planning to do this accesible to people that dont speak English in our communities. How are you communicating this and other important things happening to Kirkland to the publics so more people can participate and be taken into account?	7/1/2022 3:52 PM
188	Plans for traffic, as the city allows important business developments.	7/1/2022 3:45 PM
189	Ask residents how they feel about the purchase of La Quinta Hotel for the homeless. Of course, you wouldn't get the answers you want so that topic has been completely left off the survey - cowards.	7/1/2022 3:42 PM
190	Just want to bring up again the Panhandling situation. I lived in Eastern Europe for a decade and have seen the scams, there is a group of very panhandling right now who are part of this scam. I actually worked with this group for the decade I was in Eastern Europe doing humanitarian work, it is frustrating to see it seemingly allowed here in Kirkland. I saw one group of women today, surrounding an old man in his car with their signs against his windows while he waited at the red light. It was terrible!	7/1/2022 1:56 PM
191	Too much money being spent by city to benefit small % of the population— trails/paths/structures for people to walk and bike places.	7/1/2022 12:21 PM
192	I would like to see a ban on all outdoor fires when temperatures are above 80 degrees. Without air conditioning, opening windows and using fans is the only way to cool down. Unfortunately, smoke drifting from somewhere in the neighborhood gets pulled into the house with fans running, or just having windows open. I would go talk with the neighbor about the problem but I usually can't identify where the smoke is coming from.	7/1/2022 12:13 PM
193	Tree Canopy - where we are at and importance to the community	7/1/2022 11:35 AM
194	Please do not urbanize with sky rise buildings. Keep the smaller city feel to it and the outdoors visibility of trees and lake.	7/1/2022 11:27 AM
195	You've hit our urban growth requirements, quit chasing growth like R Kelly chasing school girls	7/1/2022 9:56 AM

2022 Kirkland Community Survey

and start thinking about the quality of life for the people who actually live here

196	Either the city disregards the publics comments or is not forthcoming on projects until it is too late for the public to have real input. Council does what it wants no matter what. Plus, the continued over development is ruining the city.	7/1/2022 8:33 AM
197	Juanita Heights should not be developed. A city is not a revenue center and more construction is not required.	7/1/2022 7:42 AM
198	Why you allow mega house builders to change the character of neighborhoods - it's terrible.	7/1/2022 7:32 AM
199	Is Kirkland welcoming to tourism? (My answer is no.)	7/1/2022 2:21 AM
200	The noise from the roadways is deafening to the neighboring communities that are along the freeway. Additional sound barriers would greatly improve quality of life for the residents.	6/30/2022 10:36 PM
201	Address excessive growth please	6/30/2022 9:31 PM
202	Kirkland needs to set limits on how many people can live here.	6/30/2022 9:13 PM
203	Public transportation, eliminating cars	6/30/2022 8:58 PM
204	Focus more on basic services and less catering to the squeaky wheels.	6/30/2022 8:54 PM
205	Very rapid growth and population density with no upgrading of roads and safety issues that brings-if I wanted to live in "Bellevue" I would-this way an ideal community it's not anymore	6/30/2022 8:04 PM
206	Please uphold our laws and hold criminals accountable. D ont let this city become another Seattle or Portland. Ensure use of public funding is in alignment with conservative values and refrain from advocating as a result of those with the loudest voices.	6/30/2022 7:36 PM
207	There are several issues that you haven't touched	6/30/2022 7:07 PM
208	Property taxes are forcing seniors out of Kirkland	6/30/2022 6:45 PM
209	Public transit	6/30/2022 6:20 PM
210	the development in Rose Hill on NE 85th St - is the council listening to the community even a tiny bit?	6/30/2022 5:28 PM
211	A key project should be the enhancement of the berach downtown. THE parking should be removed (or moved underground) to make way for a park and laerger restaurant terraces. THis could be an amazing community space.	6/30/2022 5:16 PM
212	Current city council is destroying what made Kirkland desirable. From the 85th area plan to supportive housing to using our money to buy commercial property (after asking us to raise taxes to pay for fire stations), to torpedoing the Houghton Community Council, this council's ego is destroying our city.	6/30/2022 5:08 PM
213	Want Juanita Dog Park to be permanent	6/30/2022 4:31 PM
214	Growth and turning into Bellevue...parking and crowds are nuts.	6/30/2022 9:37 AM
215	The amount of tree removal is scary. Too much	6/30/2022 8:03 AM
216	There's not a bunch of jobs here, especially jobs where you could afford to live here. It takes 2 incomes from jobs in other cities to be here.	6/29/2022 10:08 PM
217	Increase in public playgrounds and pools	6/29/2022 9:25 PM
218	Kirkland throws money into programs for the richest and to hell with the middle or poor class of people	6/29/2022 8:47 PM
219	What happened to the Senior Center?	6/29/2022 8:00 PM
220	Police Visibility (as a deterrent)	6/29/2022 7:23 PM
221	Yes - The restaurants in Kirkland area are not keeping up with trends. They are too fast food esque or too unhealthy with not enough healthier and trendier varieties. Santa Monica and Venice Beach and Playa Vista in Los Angeles has better models to emulate. For instance, True Food kitchen, Mercado, the Curious Palate, Lemonade are all examples of what we	6/29/2022 4:02 PM

2022 Kirkland Community Survey

should aspire to. For instance, Panda Express in tottem lake mall makes no sense. Please help.

222	Schools	6/29/2022 3:20 PM
223	Traffic in DT with continued apt building.	6/29/2022 2:09 PM
224	I just want to say I'm pleased that nonbinary was one of the gender options and that parenting children at home was classified as unpaid work!	6/29/2022 2:09 PM
225	I do not want people to be able to sleep in public spaces.	6/29/2022 1:52 PM
226	That the Houghton community council was dissolved contrary to an actual vote. Democracy is gone in Kirkland.	6/29/2022 1:29 PM
227	over development, homes sales to developers and not individuals	6/29/2022 9:18 AM
228	Public Schools	6/29/2022 8:14 AM
229	Voting in person at the schools, fire station or police station.	6/29/2022 4:36 AM
230	Houghton station should be moved out of our neighborhood. Creates too much traffic and congestion and make our neighborhood unsafe	6/29/2022 4:21 AM
231	having common spaces and cultural center	6/29/2022 12:29 AM
232	I am not happy about the round abouts going in	6/28/2022 10:12 PM
233	No	6/28/2022 9:21 PM
234	City Council needs diversity in order to protect the trees and parks.	6/28/2022 9:09 PM
235	Transfer Station and Park n Ride basically offered by the city of Kirkland for expansion again, while other cities protect/evade their more suitable (non residential) properties from being exposed to the effects, despite their sprawls causing the expansion.	6/28/2022 8:58 PM
236	The Kirkland Greenway was a huge waste of money. We need to make meaningful investments in neighborhoods including parks, sidewalks etc.	6/28/2022 8:26 PM
237	Close off Park Lane to cars permanently please!	6/28/2022 7:44 PM
238	No	6/28/2022 6:15 PM
239	Speeding traffic on residential streets	6/28/2022 5:48 PM
240	Unsafe driving and uncomfortably loud motors on Lake Washington Blvd.	6/28/2022 5:02 PM
241	No	6/28/2022 4:39 PM
242	Housing density, lack of appropriate traffic movement.	6/28/2022 4:33 PM
243	Strengthening our 15-minute neighborhoods.	6/28/2022 4:00 PM
244	Worried about developers buying single homes and building/selling two expensive houses on land. We loose tree canopy, overcrowd schools, and drive housing prices up. Everyone looses except the developers.	6/28/2022 3:51 PM
245	La Quinta purchase	6/28/2022 3:43 PM
246	Moving some police funding to social services to address mental health and social need	6/28/2022 3:28 PM
247	Animal services. I dont believe there are enough dog parks in Kirkland. In a time when we should try to drive as little as possible, dog parks should be more frequently occurring.	6/28/2022 3:19 PM
248	I'm not sure what the city is focused on but it doesn't feel like it's the interests of residents.	6/28/2022 3:04 PM
249	Maybe in regards to how our City Government ignores the community. They go against the vote of the people and instead of shearing to the neighborhood plans in place they change the layout of the neighborhoods to do whatever they wish. Kirkland was a beautiful city which has grown beyond the mandated amount needed each year. This has brought more crime, houses that don't fit the community and allowed developers to skirt regulations because they know they can get away with it (banding trees and working during times not approved). The leadership gets a failing grade from me!	6/28/2022 3:02 PM

2022 Kirkland Community Survey

250	There's a repeated problem with large development projects and how the City communicates and works with neighbors and neighborhoods. We've seen this play out repeatedly in Juanita, downtown, and now the NE 85th Street station area. Residents feel ignored, communication is selective and often too late to effect/accept change.	6/28/2022 2:41 PM
251	Need a balance on priorities way too much attention on race. We are humans first. Most of the same basic needs housing food safety	6/28/2022 2:35 PM
252	Sun setting Houghton Community Council	6/28/2022 2:32 PM
253	Strongly oppose turning Kirkland into another Bellevue. Kirkland should remain its small suburb charm instead of way too much growth.	6/28/2022 2:16 PM
254	The city doesn't listen to what resident wants. They have an agenda to add thousands of people to our town and it's becoming an unlivable city, not a town. When we moved here it was a quaint "bedroom community".	6/28/2022 2:07 PM
255	Need small park on Finn Hill near 90th street so young families can walk to a park.	6/28/2022 1:51 PM
256	Need to get Kirkland resident buy in before buying properties for homeless, transition housing. Currently doing a very poor job and we are learning it after the facts.	6/28/2022 1:29 PM
257	Light pollution	6/28/2022 1:05 PM
258	Taxes	6/28/2022 12:52 PM
259	Do not agree with location for homeless/low income/drug addict housing	6/28/2022 12:45 PM
260	I am very dissatisfied with how the Kirkland City Council is driving ahead with massive development at the 405/85th intersection, ignoring community input, and apparently compromised by the participation of Google employees in city positions. It's been bad government 101.	6/28/2022 12:43 PM
261	Education	6/28/2022 12:37 PM
262	City Council Members, need to clearly note (or use a separate account) when making statements, reactions, comments, etc on any social media.	6/28/2022 12:21 PM
263	I'd like to see a proactive plan and investment to combat the rising property crime in the Totem Lake neighborhood	6/28/2022 12:14 PM
264	Cost of living in Kirkland	6/28/2022 11:59 AM
265	Access to beaches	6/28/2022 11:45 AM
266	Increase allowable fence heights on patios.	6/28/2022 11:45 AM
267	Wheelchair access of sidewalks is terrible	6/28/2022 11:35 AM
268	Taxes	6/28/2022 11:34 AM
269	There are too many shelters and services for non-residents without helping the existing residents.	6/28/2022 11:34 AM
270	stop attracting homeless to kirkland with PSH, don't build homeless services near schools or in family oriented neighborhoods	6/28/2022 11:32 AM
271	Attracting criminals and free loaders Politicians are way too cozy with activists. Kirkland residents don't want to become Seattle. Kirkland pays king county for homeless levy and then king county wants to send homeless to Kirkland without the funds we pay them.	6/28/2022 11:28 AM
272	ROW tree care	6/28/2022 11:22 AM
273	please be Kirkland, not mini-Seattle. If we want Seattle, we'll move there.	6/28/2022 11:20 AM
274	Transit	6/28/2022 11:15 AM
275	Environmental noise, loud racing cars on a Daily bases. Lack of police doing anything.	6/28/2022 11:14 AM
276	Engagement with members of the public	6/28/2022 11:12 AM
277	Homelessness response team? Not letting camps build like seattle	6/28/2022 11:08 AM

2022 Kirkland Community Survey

278	La Quinta Inn transparency!	6/28/2022 11:06 AM
279	Kirkland has sold its soul to Google. The city is preparing to allow Google to completely change the character of Rose Hill without any significant improvements in infrastructure to support that. The new transit center at NE 85th St. is also going to bring more people than our infrastructure can handle and transform the Highlands and other neighborhoods, destroying their character. I would like for Kirkland to put the interests of its residents and the preservation of their way of life first rather than corporate interests.	6/28/2022 11:05 AM
280	The 85th street transportation hub that's being planned	6/28/2022 11:05 AM
281	Expanding renewable energy and removing natural gas from homes and removing telephone poles and putting wires underground.	6/28/2022 11:02 AM
282	Thank you for the new (Juanita Beach) dog park.	6/28/2022 11:01 AM
283	Police presence at overcrowded public parks in summer, specifically OO Denny	6/28/2022 10:57 AM
284	Please reduce the number of permits you require residents to get even for the smallest of projects. Please also get some street lights especially for fall/winter.	6/28/2022 10:57 AM
285	It seems building developers do not have to follow the same rules as other home owners. They are given exceptions. When called out on this, they threatened a home owner saying they could allow 10 homes instead of 8 on the property.	6/28/2022 10:32 AM
286	Please build Community Pool /Rec center like the one in Edmonds Or Lynwood	6/28/2022 10:32 AM
287	Don't want Taylor field to be converted to a waste transfer location.	6/28/2022 10:29 AM
288	Senior services	6/28/2022 10:26 AM
289	Thank you for asking about this - excited to see results and action from the data collected.	6/28/2022 10:24 AM