

TREE LIST

City of Kirkland Staff Recommendations



This list of tree recommendations is intended as a starting point to help guide you on your search for a tree for your landscape. The more information you have about your landscape's conditions and a tree's specific needs before you purchase a tree, the better. By creating a plan and selecting trees wisely, you'll avoid costly errors, reduce maintenance, and enjoy a beautiful, healthy yard.



Japanese Stewartia



Grand Fir



Katsura Tree

Please note that all trees might not be readily available. If you cannot find a specific tree from this list, consult the staff at your local tree nursery. They might be able to offer advice on alternatives that would work well in your yard's growing conditions.

Key




















Full sun  Part to full sun  Full sun to full shade  Shade 

Deciduous  Evergreen  Fall color-yes  Flowers-yes 

SHORT TREES

Less than 30' tall (requires 20'- 30' spacing)

Japanese Stewartia























Common name	Botanical name	Deciduous/ Evergreen	Native?	Mature Height (ft)	Mature Width (ft)	Growth rate	Exposure - Sun/part/ shade	Drought Tolerant?	Shape	Flowers?	Fall color?	Notes
Dogwood	<i>Cornus spp</i>	varies		varies	varies	varies			varies			Many species and varieties
Japanese Maple	<i>Acer palmatum</i>			25	25	slow						Attractive foliage
Japanese Snowbell	<i>Styrax japonicus</i>			25	25	slow		Yes				Fragrant, showy flowers
Japanese Stewartia	<i>Stewartia pseudocamellia</i>			25	12	slow		Yes				Attractive peeling bark
Vine Maple	<i>Acer circinatum</i>		Yes	20	20	moderate		Yes	multi-stem			




MEDIUM TREES

30' to 50' tall (requires 30'- 40' spacing)

Katsura Tree
























Common name	Botanical name	Deciduous/ Evergreen	Native?	Mature Height (ft)	Mature Width (ft)	Growth rate	Exposure - Sun/part/ shade	Drought Tolerant?	Shape	Flowers?	Fall color?	Notes
Eastern Redbud	<i>Cercis canadensis</i>			35	25	moderate		Yes				Showy flowers
Katsura Tree	<i>Cercidiphyllum japonicum</i>			40	40	slow						Heart-shaped leaves
Little-Leaf Linden	<i>Tilia cordata</i>			30	20	moderate						Fragrant, showy flowers
Pacific Dogwood	<i>Cornus nuttallii</i>		Yes	35	20	moderate		Yes				Fragrant, showy flowers
Paperbark Maple	<i>Acer griseum</i>			30	25	slow						Attractive peeling, reddish bark



TALL TREES

Over 50' tall (requires 40'-50' spacing)

Tulip Tree
















Common name	Botanical name	Deciduous/ Evergreen	Native?	Mature Height (ft)	Mature Width (ft)	Growth rate	Exposure - Sun/part/ shade	Drought Tolerant?	Shape	Flowers?	Fall color?	Notes
Dawn Redwood	<i>Metasequoia glyptostroboides</i>			70	25	fast						Fine, feathery leaves
Garry Oak	<i>Quercus garryana</i>		Yes	50	40	slow		Yes				Reddish-brown acorns, attractive gray bark
Grand Fir	<i>Abies grandis</i>		Yes	100	30	moderate						Glossy, dark green needles
Red Oak	<i>Quercus rubra</i>			60	45	fast		Yes				Brown acorns, excellent fall foliage
Tulip Tree	<i>Liriodendron tulipifera</i>			60	30	fast		Yes				Tulip-shaped flowers
Western Red Cedar	<i>Thuja plicata</i>		Yes	50	25	moderate		Yes				Graceful, spreading branches



NARROW TREES

10' to 20' wide (requires 20'-30' spacing)

Eastern Red Cedar

Common name	Botanical name	Deciduous/ Evergreen	Native?	Mature Height (ft)	Mature Width (ft)	Growth rate	Exposure - Sun/part/ shade	Drought Tolerant?	Shape	Flowers?	Fall color?	Notes
Eastern Red Cedar	<i>Juniperus virginiana</i>			40	20	moderate		Yes				Gray to reddish-brown peeling bark
Hinoki Cypress	<i>Chamaecyparis obtusa</i>			25	15	moderate						Attractive red peeling bark
Incense Cedar	<i>Calocedrus decurrens</i>			40	15	moderate		Yes				Dark green, fragrant leaves
Mountain Hemlock	<i>Tsuga mertensiana</i>		Yes	30	18	slow		Yes				Narrow, asymmetrical shape
Serbian Spruce	<i>Picea omorika</i>			60	20	moderate						Thin arching branches, slender trunk





Grand Fir



Pacific Dogwood

RESOURCES

City of Kirkland Trees and Landscaping Page

https://www.kirklandwa.gov/depart/planning/Topics/Trees_and_Landscaping.htm

Tree and landscaping resources for Kirkland, including recommended tree and plant lists.

Great Plant Picks

<https://www.greatplantpicks.org/>

Lists of trees and other landscape plants for a variety of site conditions. Includes list of recommended Northwest native plants.

King County Native Plant Guide

<https://green2.kingcounty.gov/gonative>

Browse or search a database of native plants, find native plants appropriate for your site conditions, check out example native landscaping plans for various site conditions.

Arbor Day Foundation

<https://www.arborday.org/trees>

A variety of tree-related resources including tree identification and tree selection guidance.



**Kirkland Public Works -
Surface Water Division**

www.kirklandwa.gov/stormwater



This project has been funded wholly or in part by the United States Environmental Protection Agency under assistance agreement PC-01J18101 to the City of Kirkland. The contents of this document do not necessarily reflect the views and policies of the Environmental Protection Agency, nor does mention of trade names or commercial products constitute endorsement or recommendation for use.

Alternative language formats of this publication are available upon request. The City of Kirkland's policy is to prohibit discrimination against any person on the basis of race, color, national origin or sex in the provision of its program's benefits and services. For information, contact 425-587-3831 or TitleVICoordinator@kirklandwa.gov.

Photo credits: The Wild Garden, www.nwplants.com (p. 1, 4); katieloyd, Courtesy of Adobe Stock (p. 1, 2); Carmen Hauser, Courtesy of Adobe Stock (p. 1, 2); vodolej, Courtesy of Adobe Stock (p. 3); natavilman, Courtesy of Adobe Stock (p. 3); randimal, Courtesy of Adobe Stock (p. 4)