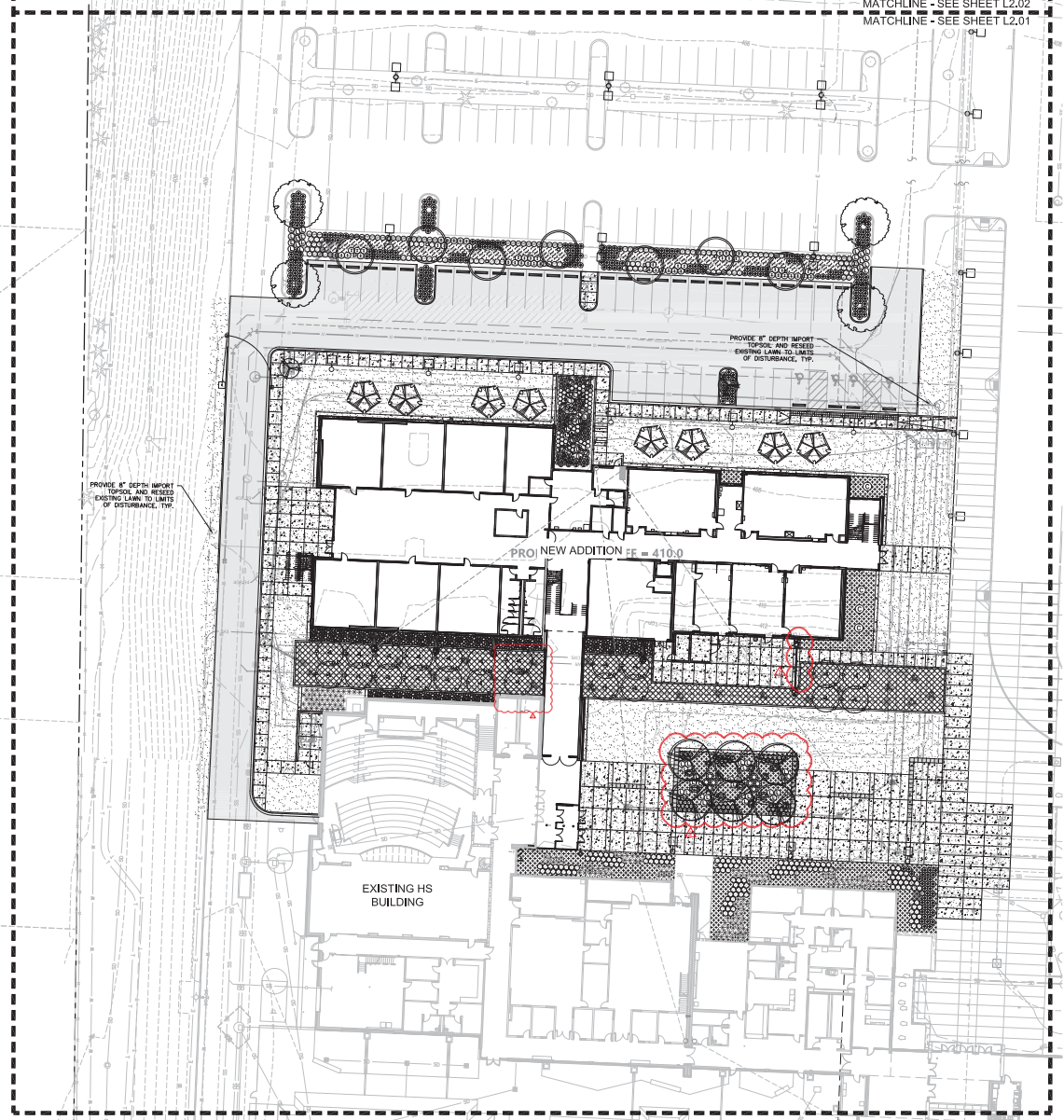
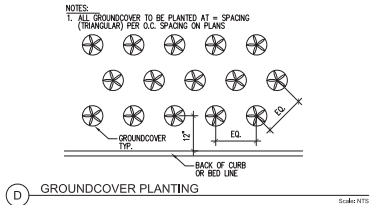
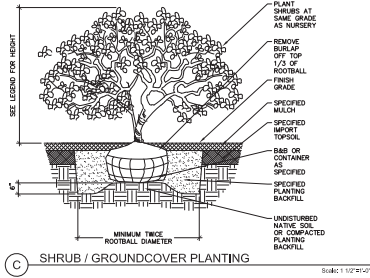
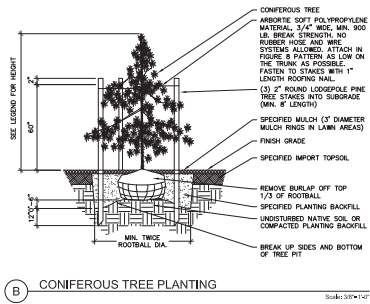
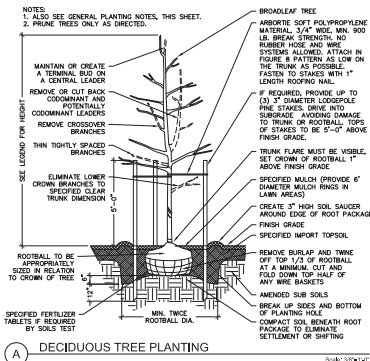




PLANTING SCHEDULE			SIZE/CONDITION/REMARKS
SYMBOL	BOTANICAL NAME		
DECIDUOUS TREES			
	ACER RUBRUM 'RED SUNSET' RED SUNSET MAPLE	2" CAL. MIN., 14-16" HT., MATCHED, BAB OR CONT., WELL-BRANCHED ABOVE 6' HT.	
	NYSSA SYLVATICA 'JFS RED' REDSTRAWER TUPLO	2" CAL. MIN., 14-16" HT., MATCHED, BAB OR CONT., WELL-BRANCHED ABOVE 6' HT.	
	FRAXINUS LATIFOLIA OREGON ASH	2" CAL. MIN., 14-16" HT., MATCHED, BAB OR CONT., WELL-BRANCHED ABOVE 6' HT.	
ACCENT TREES			
	AMELANCHIER X GRANDIFLORA SERVICEBERRY	AMELANCHIER TREES TO BE SUPPLIED BY FILTERMA NURSERY MANUFACTURER AND INSTALLED IN FILTERMA NURSERY BY CONTRACTOR PER FILTERMA MANUFACTURER'S RECOMMENDATIONS	
	ACER CIRCINNATUM 'PACIFIC FIRE' PACIFIC FIRE VINE MAPLE	(3) 1" CALIPER TRUNKS, MIN. 8'-10" HT. WELL BRANCHED, FULL AND BUSHY BAB OR CONT.	
	HAMAMELIS X INTERMEDIA 'DANE' YELLOW ORANGE WITCH HAZEL	MULTI-STEM SPECIMEN, (3) 1" CAL. TRUNKS, MIN. 4'-6" HT. WELL BRANCHED, FULL AND BUSHY	
	STEWARTIA PSEUDOCAMELLIA JAPANESE STEWARTIA	(3) 1" CALIPER TRUNKS, MIN. 8'-10" HT. WELL BRANCHED, FULL AND BUSHY BAB OR CONT.	
SHRUBS			
	MYRICA CALIFORNICA PACIFIC WAX MYRTLE	30-36" HT./SPD., FULL & BUSHY, CONT., SPACING PER PLAN	
	CALLIANDRA DOONERI 'PROFUSION' PROFUSION BOUTSBERY	30-36" HT./SPD., FULL & BUSHY, CONT., SPACING PER PLAN	
	CORNUS SERICEA 'TELEAGANTISMA' VARIEGATED REDTIDG DOGWOOD	30-36" HT. & SPR, FULL & BUSHY, CONT.	
	CORNUS SERICEA 'VELSEY' VELSEY DOGWOOD	15-18" HT. & SPR, FULL & BUSHY, CONT.	
	POLYSTYONIX MINIMUM WESTERN SWORD FERN	18-24" HT. & SPR, FULL & BUSHY, MIN. 12 HEALTHY FRONTS, CONT.	
	MAHONIA AQUIFOLIUM 'COMPACTA' COMPACT OREGON GRAPE	18-24" HT./SPD., FULL & BUSHY, CONT., SPACING PER PLAN	
	LONICERA PILEATA PRIVET HONEYBUCKLE	18-24" HT./SPD., FULL & BUSHY, CONT., SPACING PER PLAN	
	SYMPHORICARPOS ALBUS COMMON WHITE SNOWBERRY	24-30" HT./SPD., FULL & BUSHY, CONT., SPACING PER PLAN	
	GALTHIERA SHALLON SHALL	12-15" HT./SPD., FULL & BUSHY, CONT., SPACING PER PLAN	
	CALLUNA VULGARIS 'FIREFLY' HEATHER	12-15" HT./SPD., FULL & BUSHY, CONT., SPACING PER PLAN	
GROUNDCOVER			
	PRUNUS LAUROCERASUS 'MT. VERNON' MOUNT VERNON LAUREL	12-15" HT./SPD., FULL & BUSHY, CONT., TRIANGULAR SPACING AT 18" O.C.	
BIORETENTION MIX 1			
	50% ERIOGONUM FASCICULATUM 'BIG BLUE' BIG BLUE LILY TUSH	15"-18" HT. AND SPREAD, PLANT EQUAL QUANTITIES OF EACH SPECIES IN DRIFTS OF 5-12 TO 24" O.C. LANDSCAPE ARCHITECT TO APPROVE LAYOUT IN FIELD	
	25% CAREX MORROWII 'ICE DANCE' ICE DANCE JAPANESE SEDGE		
	25% CAREX TESTACEA CRANESB SEDGE		
BIORETENTION MIX 2			
	40% CAREX OENANTHIFOLIA SLOUGH SEDGE	1 GAL. AT 18" O.C. TRIANGULAR SPACING, PLANT IN DRIFTS OF 5-12	
	20% CAREX ACUMINATA TAPERED BULKRUSH		
	20% ELEOCHARIS PALUSTRIS COMMON SPRIE RUSH		
	10% IRIIS TENUIIS OREGON IRIS		
MISC			
	SEEDED LAWN	SEE SPECIFICATIONS.	
	MULCH ONLY	SEE SPECIFICATIONS.	

LANDSCAPE ARCHITECTURE • MAY/JUNE 2013



SCALE: 1"=20'-0"

0' 10' 20' 40'

WEISMANDESIGNGROUP

DESIGNED BY: J. WEISMAN
DRAWN BY: J. WEISMAN
CHECKED BY: J. WEISMAN
DATE: 07/19/19

DESIGN TEAM

architect:
MORRISAN ARCHITECTS

civil engineer:
JACOBSON CONSULTING ENGINEERS

landscape architect:
WEISMAN DESIGN GROUP

structural engineer:
PCS STRUCTURAL SOLUTIONS

mechanical engineer:
KEE ENGINEERS

electrical engineer:
HARGREAVES

PROJECT INFORMATION

PROJECT: LAKE WASHINGTON HIGH SCHOOL ADDITION

CLIENT: LAKE WASHINGTON SCHOOL DISTRICT

LOCATION: SEATTLE, WA

Project No. 581505

LANDSCAPE PLAN

REVISIONS

NO.	DESCRIPTION	DATE
1	ISSUED	30 JULY 19
2	SCHEMATIC DESIGN	02 NOV 19
3	SCHEMATIC DEVELOPMENT	25 JAN 19
4	PERMIT SET	01 MAR 19
5	REB SET	01 MAR 19

APPROVALS

NO.	DATE	BY	FOR
1	22 MAR 19	J. WEISMAN	DESIGN
2	22 MAR 19	J. WEISMAN	DESIGN
3	26 APR 19	J. WEISMAN	DESIGN

STATUS

DESIGNED BY: J. WEISMAN
DRAWN BY: J. WEISMAN
CHECKED BY: J. WEISMAN
DATE: 07/19/19

SCALE

1"=20'-0"

PROJECT NO.

581505

PROJECT NAME

LAKE WASHINGTON HIGH SCHOOL ADDITION

PROJECT LOCATION

SEATTLE, WA

PROJECT DATE

07/19/19

DATE

architect,
MICROBANAN ARCHITECTS
civil engineer,
JACOBSON CONSULTING ENGINEERS
landscape architect,
WEISMAN DESIGN GROUP
structural engineer,
PCS STRUCTURAL SOLUTIONS
mechanical engineer,
ICE ENGINEERS
electrical engineer,
HARBO ENGINEERS



project,
LAKE WASHINGTON HIGH SCHOOL
ADDRESS
site,
LAKE WASHINGTON SCHOOL
DISTRICT
location,
NEPALEND, WA

Project No. 5813.000
LANDSCAPE PLAN

Issue,
SCHEMATIC DESIGN 30 JULY 18
SCHEMA DEVELOPMENT 02 NOV 18
PERMIT SET 25 JAN 19
RED SET 01 MAR 19

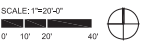
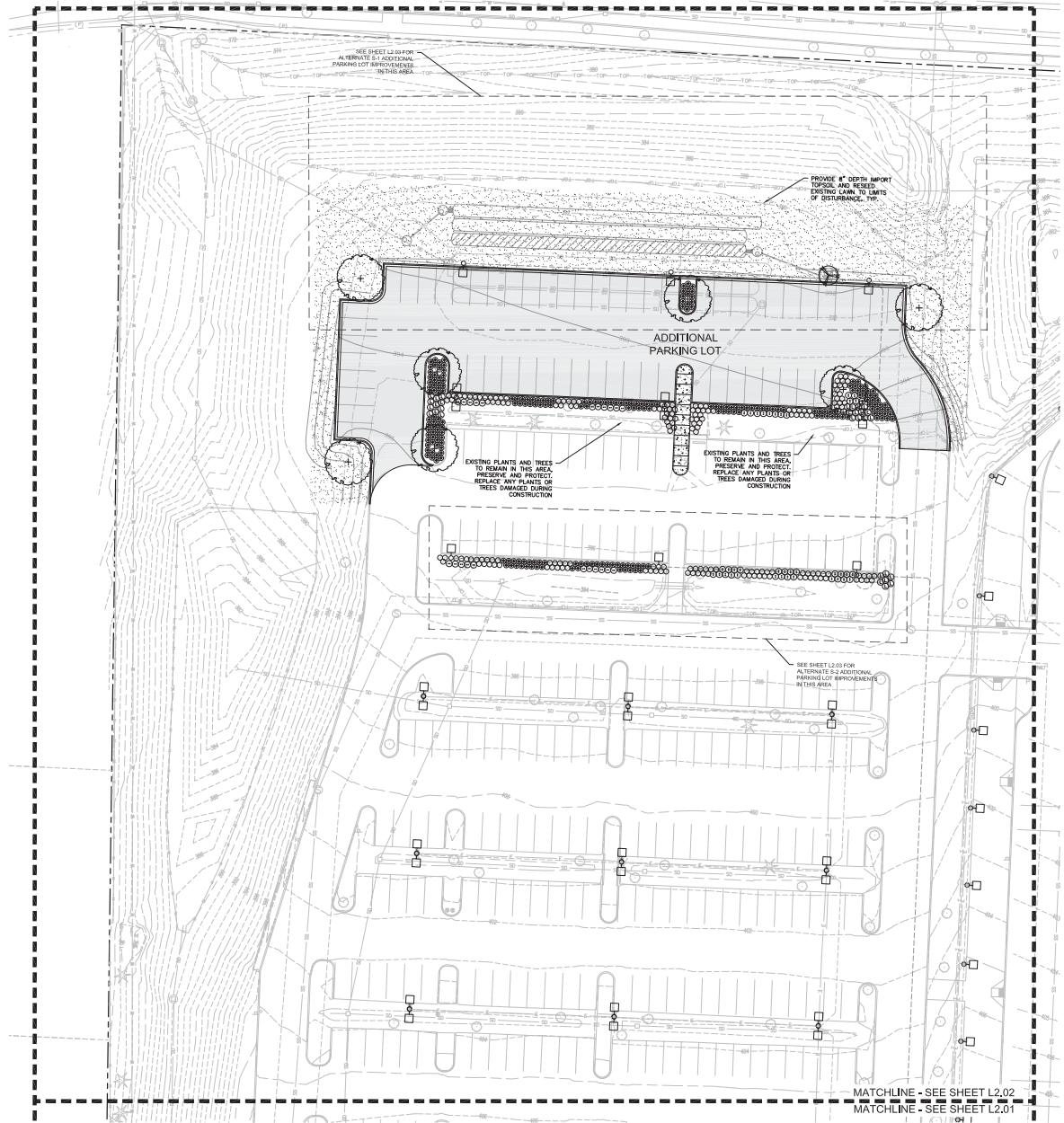
revision,
PERMIT RESUBMITTAL 26 APR 19

drawn,

check,

sheet,

L2.02



SCALE: 1"=20'-0"

WEISMAN DESIGN GROUP

LAKE WASHINGTON HIGH SCHOOL
SCHEMATIC DESIGN
SCHEMA DEVELOPMENT
PERMIT SET
RED SET

architect,
MCDONAGHAN ARCHITECTS
civil engineer,
JACOBSON CONSULTING ENGINEERS
landscape architect,
WEISMAN DESIGN GROUP
structural engineer,
PCS STRUCTURAL SOLUTIONS
mechanical engineer,
ICE ENGINEERS
electrical engineer,
HARRIS ENGINEERS



project,
LAKE WASHINGTON HIGH SCHOOL
ADDRESS
city,
LAKE WASHINGTON SCHOOL
DISTRICT, WA
location,
NEPALEND, WA

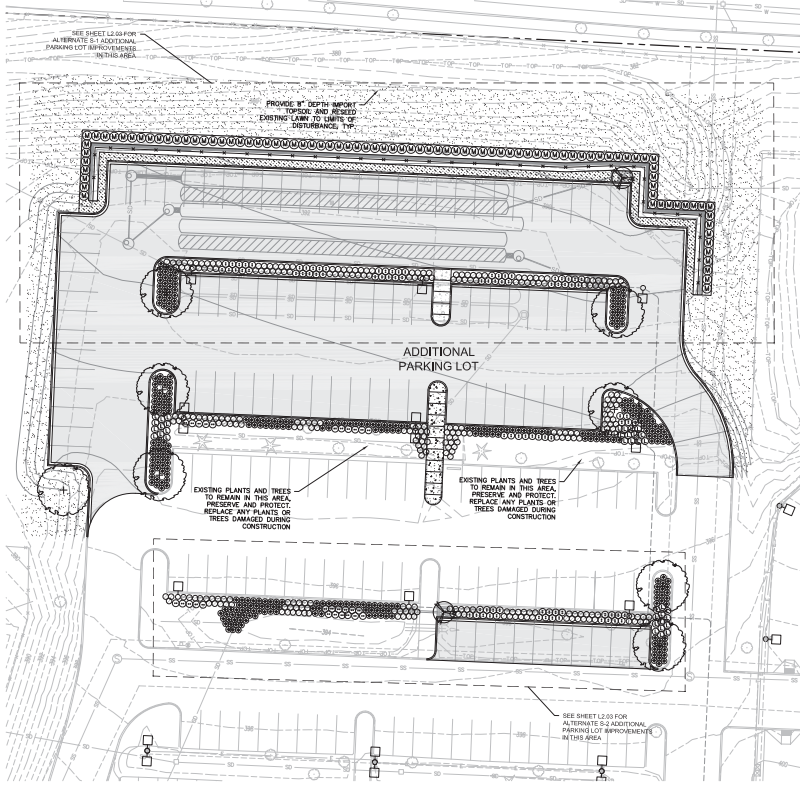
Project No. 181550
ALTERNATE
LANDSCAPE PLAN

issue,
SCHEMATIC DESIGN 30 JULY 18
SCHEMATIC DEVELOPMENT 02 NOV 18
PERMIT SET 25 JAN 19
REB SET 01 MAR 19

revision,
ADDITIONAL 26 APR 19
PERMIT RESUBMITTAL

drawn,
CITY
checked,
WE

sheet,
L2.03



SCALE: 1"=20'-0"
0' 10' 20' 40'
WEISMAN DESIGN GROUP
L2.03