

**CERTIFICATE CONCERNING DESIGN AND CONSTRUCTION OF ELECTRONIC
 SPEED MEASURING DEVICES**

I, Nathan Dumler, do certify under penalty of the laws of the State of Washington that the following is true and correct:

I have been employed as a technician by American Traffic Solutions for 3 years. I became a speed validation technician in 2018 and have over 1000 hours performing speed validation tests. I am nationally certified as a RADAR and LIDAR operator. The City of Kirkland currently uses the AutoPatrol™ 3D radar fixed speed safety camera system, an electronic speed measuring device provided through a contract with American Traffic Solutions, Inc. (“ATS”). Part of my duties include monitoring regular testing of the AutoPatrol 3D radar fixed speed safety camera systems used by the City of Kirkland.

ATS contracted with the City of Kirkland to provide an Automated Speed Enforcement (“ASE”) system designed to record the speed of a vehicle and obtain photographs or other recorded images of the vehicle and the vehicle’s registration plate while the vehicle is traveling in excess of speed limits in certain safety zones within posted limits.

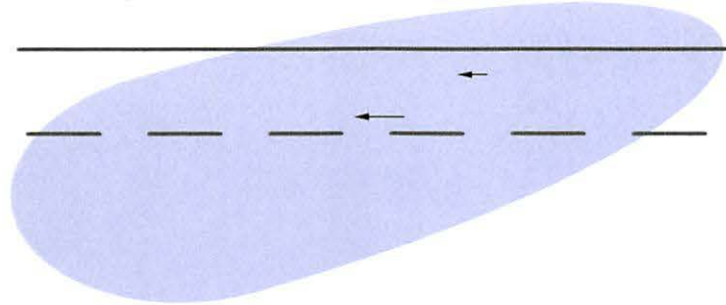
The ASE program includes the use of the AutoPatrol 3D radar fixed speed safety camera systems at the following locations within the City of Kirkland:

Location Code	Location Description	Lanes Monitored
KRKF001	NB 132ND AVE NE @ MUIR ELEMENTARY/KAMIAKIN MIDDLE	1
KRKF002	SB 132ND AVE NE @ MUIR ELEMENTARY/KAMIAKIN MIDDLE	1
KRKF003	EB 80TH ST @ ROSE HILL ELEMENTARY	1
KRKF004	WB 80TH ST @ ROSE HILL ELEMENTARY	1
KRKF005	SB 724 STATE ST @ LAKEVIEW ELEMENTARY SCHOOL	1
KRKF006	WB 10600 NE 68TH ST @ LAKEVIEW ELEMENTARY SCHOOL	1
KRKF007	NB 12637 84TH AVE NE @ SANDBURG ES / FINN HILL MS / THOREAU ES	1
KRKF008	SB 14006 84TH AVE NE @ SANDBURG ES / FINN HILL MS / THOREAU ES	1

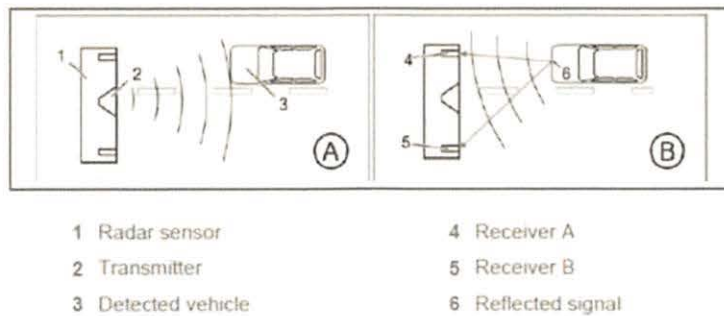
The AutoPatrol 3D radar fixed speed safety camera system operates by measuring vehicle speed, as well as position relative to the radar to calculate and differentiate multiple vehicles in the radar beam. The speed of a moving vehicle is measured by Doppler radar. Doppler radar is a generally accepted technology used for measuring speed. The AutoPatrol 3D radar technology is used throughout the US and Europe as well as other countries and is approved by the Swiss national metrology institute- METAS.

The AutoPatrol 3D radar fixed speed safety camera system uses a tracking radar sensor for measuring vehicle speeds and detecting speed violations. The AutoPatrol 3D radar is aligned at a fixed angle across the road. The AutoPatrol 3D radar emits a horizontal beam over the road surface as represented by the illustration below. The tracking radar can simultaneously detect multiple vehicles and measure their speed, distance, angle and movement within the radar beam. The radar tracks multiple vehicles by reconstructing vehicle movement from

the measured object speed, angle and distance values. If a vehicle passes a defined trigger line, the radar outputs the vehicle's speed and lane information. The camera connected to the tracking radar uses this information to determine if there is a speed violation and to capture photographs showing the measured speed and lane on the databar of the captured images.



The tracking radar utilizes the Doppler Effect for speed determination. If an electromagnetic wave is emitted at a moving object, then the wave is reflected back from the moving object. The frequency of the wave received back by the radar shifts based on the speed of the moving object and its direction of travel. The tracking radar continuously determines this frequency shift of each object to calculate the object's speed. The tracking radar consists of two receiving antennas integrated into a single radar sensor. This configuration allows the radar to measure the distance and angle of the vehicle relative to the position of the radar sensor. Illustration A and B show the measurement principle in simplified form. The radar sensor emits a radar beam (illustration A). The radar beam is reflected by the vehicle (illustration B). The two receivers receive the reflected radar beam. The radar sensor evaluates the return frequency, as well as the phase difference of the reflected radar beam from both of the receivers. With the aid of these values the radar sensor calculates the vehicle position.



Prior to operation each day, the system performs a system self-test. This self-test performs an electronic tuning fork test to produce a specific frequency and returns an associated speed value. Only if the return value meets the acceptance criteria to show that the system is operating correctly will the system enter measure mode. Unless a self-test is successful, the system will not enter measure mode and no violations will be captured. Additional information stored as metadata within each image includes coordinates of the vehicle position at the time of capture. This information is extracted and utilized through a secondary speed verification process to provide yet another means to validate offender speed and position based on the two images obtained and image analytics. In addition to the internal system checks and the manufacturer calibration certification, the 3D radar system is subject to routine and independent calibration check of the speeds produced by the system at least annually by a qualified technician.

Each day the computer which controls the fixed speed safety camera system is rebooted. The reboot is initiated each day and each time the computer is rebooted an internal check is performed on all operations of each fixed speed safety camera system, including the clocks, sensors, camera and speed calculating hardware and software, in order to verify that all operations are functioning correctly. When the internal check detects a problem with one of the operations on a given fixed speed safety camera system, then that particular fixed speed safety camera system is inactivated and a request for service is relayed to ATS support personnel. This means that violations cannot be issued until any internal problem is fixed.

Speed validation tests are regularly performed on each installed and operable AutoPatrol 3D radar fixed speed safety camera system. The test is conducted by having a LIDAR Operator obtain true measurements of up to five vehicles per lane in the ascending and/or descending direction. The speed of the vehicle is captured by the LIDAR Operator and then relayed via cellular to an ATS Technician. The ATS Technician then compares the vehicle speed measured by the AutoPatrol 3D radar fixed speed safety camera system to the speed measured by the LIDAR Operator to ensure the accuracy of the AutoPatrol 3D radar fixed speed safety camera system. ATS maintains the results of each test in a Validation Report. The speed validation for each system was performed on the following date and the systems at each location were found to be in proper working order:

Location Code	Location Description	Date of Test
KRKF001	NB 132ND AVE NE @ MUIR ELEMENTARY/KAMIAKIN MIDDLE	2/22/2023
KRKF002	SB 132ND AVE NE @ MUIR ELEMENTARY/KAMIAKIN MIDDLE	2/10/2023
KRKF003	EB 80TH ST @ ROSE HILL ELEMENTARY	2/10/2023
KRKF004	WB 80TH ST @ ROSE HILL ELEMENTARY	2/10/2023
KRKF005	SB 724 STATE ST @ LAKEVIEW ELEMENTARY SCHOOL	2/23/2023
KRKF006	WB 10600 NE 68TH ST @ LAKEVIEW ELEMENTARY SCHOOL	2/10/2023
KRKF007	NB 12637 84TH AVE NE @ SANDBURG ES / FINN HILL MS / THOREAU ES	2/02/2023
KRKF008	SB 14006 84TH AVE NE @ SANDBURG ES / FINN HILL MS / THOREAU ES	2/01/2023

Preventative maintenance, including visual inspections, is regularly performed on the AutoPatrol 3D radar fixed speed safety camera systems. Preventative maintenance activities include: cleaning of the cameras and housing, general site inspection of environment and road conditions, inspection of poles, bases and enclosures, and inspection of system cables and connections. The location and date that preventative maintenance is performed is recorded in the Preventative Maintenance Log, which along with the Validation Report(s) referenced above, is attached hereto.

I am a custodian, or otherwise qualified witness, as to the attached records. I make this declaration based on personal knowledge, and if called and sworn as a witness, I could and would testify as set forth in the following paragraph.

Attached as Exhibits are: Exhibit A - Speed Validation Reports, Exhibit B - Preventative Maintenance Logs, and Exhibit C - Annual System Verification Certificate for all AutoPatrol 3D radar fixed speed safety camera systems installed and used by the City of Kirkland. All documents and materials included as Exhibit A, Exhibit B and Exhibit C are authentic and are what they purport to be, and accurately describe the matters

set forth therein. All such records are business records in that they are: (1) records kept in the ordinary course of business; (2) created at or near the time of the transactions or events reflected therein by, or based on information from, a person with knowledge of the transaction or events; and (3) kept as part of a regular business activity.

Based upon my education, training, experience, and knowledge of the AutoPatrol 3D radar fixed speed safety camera system, it is my opinion that the system is so designed and constructed as to accurately employ measurement techniques based on a division of distance over time in such a manner that it will give accurate measurements of the speed of motor vehicles.

I, Nathan Dumler, certify (or declare) under penalty of perjury under the laws of the State of Washington that the foregoing is true and correct.

Dated this 18th day of April, 2023 in Mesa, AZ

A handwritten signature in black ink that reads "Nathan Dumler". The signature is written in a cursive style with a horizontal line underneath the name.

Nathan Dumler, Speed Validation Technician

Speed Validation Report

Client: Kirkland, WA

APR 24 2023
KIRKLAND
MUNICIPAL COURT

Validation Date February 1st, 2023

- KRKF008 – SB 14006 84TH AVE NE @ SANDBURG ES / FINN HILL MS / THOREAU ES
 - Radar Serial Number: 590-112/63287

Validation Date February 2nd, 2023

- KRKF007 – NB 12637 84TH AVE NE @ SANDBURG ES / FINN HILL MS / THOREAU ES
 - Radar Serial Number: 590-112/65071

Validation Date February 10th, 2023

- KRKF002 – SB 132ND AVE NE @ MUIR ELEMENTARY/KAMIAKIN MIDDLE
 - Radar Serial Number: 590-112/64016
- KRKF003 – EB 80TH ST @ ROSE HILL ELEMENTARY
 - Radar Serial Number: 590-112/63652
- KRKF004 – WB 80TH ST @ ROSE HILL ELEMENTARY
 - Radar Serial Number: 590-112/65047
- KRKF006 – WB 10600 NE 68TH ST @ LAKEVIEW ELEMENTARY SCHOOL
 - Radar Serial Number: 590-112/61782

Validation Date February 23rd, 2023

- KRKF001 - NB 132ND AVE NE @ MUIR ELEMENTARY/KAMIAKIN MIDDLE
 - Radar Serial Number: 590-112/66806
- KRKF005 - SB 724 STATE ST @ LAKEVIEW ELEMENTARY SCHOOL
 - Radar Serial Number: 590-112/65719

Equipment:

Pro-Lite Plus Hand held Lidar Serial Number: LP05509

Certification Date: October 27th, 2022

Lidar Operator: Charles Goodrich

RLC Operator: Christopher Silva

RLC Operator: Nathan Keleher

RLC Operator: Nathan Dumler

RLC Operator: Kasie Desmarais

RLC Operator: LJ DiGristina

RLC Operator: Jared Thompson



A speed validation test was conducted for the sites listed above. The Lidar Operator, obtained true measurements of five vehicles per lane in the ascending and/or descending direction. Those speeds were obtained using a Kustom Signals Pro-Lite+ hand held Lidar instrument. The speed of the vehicle is captured by the Lidar Operator and then relayed via cellular to the RLC Technician. The RLC Technician is monitoring the vehicle speed at the Fixed Speed Camera system simultaneously to ensure the accuracy of the system. The speed validation tests performed on the above-listed dates confirmed the accuracy of the Fixed Speed Camera systems at each location.

I, Nathan Dumler, certify that the information contained in this report is true and accurate.

A handwritten signature in black ink that reads "Nathan Dumler". The signature is written in a cursive style.

Date: April 18th, 2023
Mesa, Arizona
American Traffic Solutions
Speed Integrity Team



Certificate of Achievement

Speed Integrity Technician

Has successfully completed the 16 hour course for
Speed Integrity Technician

This course encompasses all the necessary tasks required to perform the duties as a Speed Integrity Technician. Through this course each participant is required to display the proper competency through written and practical examinations. In addition, this course certifies each participants as a Lidar operator.

Presented to: Charles Goodrich

This Day: March 29, 2016

Matthew Gioia
Police Traffic Laser/Radar Instructor



Certificate of Achievement

Speed Integrity Technician

Has successfully completed the course for Speed Integrity Technician

This course encompasses all the necessary tasks required to perform the duties as a Speed Integrity Technician. Through this course each participant is required to display the proper competencies in Radar and Laser Technology. In addition, this course certifies each participants as a Lidar operator.

Presented to: Christopher Silva

This Day: May 23rd, 2022

Tylor Yochim
Radar Instructor



Certificate of Achievement

Speed Integrity Technician

Has successfully completed the course for Speed Integrity Technician

This course encompasses all the necessary tasks required to perform the duties as a Speed Integrity Technician. Through this course each participant is required to display the proper competencies in Radar and Laser Technology. In addition, this course certifies each participants as a Lidar operator.

Presented to: *Jared Thompson*

This Day: August 10, 2021



Tylor Yochim
Radar Instructor

Certificate of Achievement

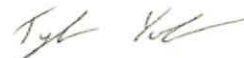
Speed Integrity Technician

Has successfully completed the course for Speed Integrity Technician

This course encompasses all the necessary tasks required to perform the duties as a Speed Integrity Technician. Through this course each participant is required to display the proper competencies in Radar and Laser Technology. In addition, this course certifies each participants as a Lidar operator.

Presented to: *Nathan Keleher*

This Day: August 10, 2021



Tylor Yochim
Radar Instructor



Certificate of Achievement

Speed Integrity Technician

Has successfully completed the course for Speed Integrity Technician

This course encompasses all the necessary tasks required to perform the duties as a Speed Integrity Technician. Through this course each participant is required to display the proper competencies in Radar and Laser Technology. In addition, this course certifies each participants as a Lidar operator.

Presented to: *Kasie Desmarais*

This Day: August 30, 2022



Tylor Yochim
Radar Instructor

Certificate of Achievement

Speed Integrity Technician

Has successfully completed the course for Speed Integrity Technician

This course encompasses all the necessary tasks required to perform the duties as a Speed Integrity Technician. Through this course each participant is required to display the proper competencies in Radar and Laser Technology. In addition, this course certifies each participants as a Lidar operator.

Presented to: *LJ Digristina*

This Day: January 31, 2020



Tylor Yochim
Radar Instructor

Certificate of Achievement

Speed Integrity Technician

Has successfully completed the course for Speed Integrity Technician

This course encompasses all the necessary tasks required to perform the duties as a Speed Integrity Technician. Through this course each participant is required to display the proper competencies in Radar and Laser Technology. In addition, this course certifies each participants as a Lidar operator.

Presented to: *Nathan Dumler*

This Day: September 15, 2018

A handwritten signature in black ink, appearing to read 'Tylor Yochim', is written over a horizontal line.

Tylor Yochim
Radar Instructor



PB Electronics Inc.
248 W Peaceful Ct., Shepherdsville, KY 40165
502 543-7032 www.pbelectronics.com
Factory Authorized Calibration Center for Stalker, MPH, Kustom, and LTI

Certificate of Calibration

Manufacturer: Kustom

Model: ProLite

Serial Number: LP05509

I hereby certify that this Speed Measuring Device has been checked for accuracy and correctness of operation under my supervision. This Speed Measuring Device is certified accurately within +/- 0.5 mph in stationary mode using equipment traceable to National Institute of Standards and technology.

The laser transmitter of this device has been tested and found to be within specified range for Laser Devices as established by the Federal Communications Commission and IACP.

FCC License number PG-18-12552

Technician Signature



Date: October 27, 2022



SELF-ACCURACY TEST
Kustom Signals Pro-Lite+ Lidar Speed Measurement Tool

DATE: 2/1/2023

Start of shift "Self Diagnostic test" time: 10:15 AM

Start of shift Distance check: 100' lidar

End of shift "Self Diagnostic test" time: 10:30 AM

End of shift Distance check: 100'

City and State: Kirkland, WA

Lidar Serial Number: LP05509

Certification Date: October 27, 2022

OPERATOR: Charles Goodrich

I, *Charles Goodrich*, certify that the Kustom Signals Pro-Lite+ Lidar speed measurement device was setup, tested, and operated in accordance with the manufactures specifications to include its self-diagnostic check.

Further, I certified that the self-check distance was completed and accurate.

Signature:

Date: 2/1/2023



SELF-ACCURACY TEST
Kustom Signals Pro-Lite+ Lidar Speed Measurement Tool

DATE: _____ 2/2/2023 _____

Start of shift "Self Diagnostic test" time: _____ 11:30 AM _____

Start of shift Distance check: _____ 100' _____ lidar

End of shift "Self Diagnostic test" time: _____ 11:45 AM _____

End of shift Distance check: _____ 100' _____

City and State: _____ Kirkland, WA _____

Lidar Serial Number: _____ LP05509 _____

Certification Date: _____ October 27, 2022 _____

OPERATOR: _____ Charles Goodrich _____

I, *Charles Goodrich*, certify that the Kustom Signals Pro-Lite+ Lidar speed measurement device was setup, tested, and operated in accordance with the manufactures specifications to include its self-diagnostic check.

Further, I certified that the self-check distance was completed and accurate.

Signature:

Date: 2/2/2023



SELF-ACCURACY TEST
Kustom Signals Pro-Lite+ Lidar Speed Measurement Tool

DATE: _____ 2/10/2023 _____

Start of shift "Self Diagnostic test" time: _____ 10:00 AM _____

Start of shift Distance check: _____ 100' _____ lidar

End of shift "Self Diagnostic test" time: _____ 11:00 AM _____

End of shift Distance check: _____ 100' _____

City and State: _____ Kirkland, WA _____

Lidar Serial Number: _____ LP05509 _____

Certification Date: _____ October 27, 2022 _____

OPERATOR: _____ Charles Goodrich _____

I, *Charles Goodrich*, certify that the Kustom Signals Pro-Lite+ Lidar speed measurement device was setup, tested, and operated in accordance with the manufactures specifications to include its self-diagnostic check.

Further, I certified that the self-check distance was completed and accurate.

Signature: 

Date: 2/10/2023



SELF-ACCURACY TEST
Kustom Signals Pro-Lite+ Lidar Speed Measurement Tool

DATE: _____ 2/23/2023 _____

Start of shift “Self Diagnostic test” time: _____ 10:15 AM _____

Start of shift Distance check: _____ 100' _____ lidar

End of shift “Self Diagnostic test” time: _____ 11:00 AM _____

End of shift Distance check: _____ 100' _____

City and State: _____ Kirkland, WA _____

Lidar Serial Number: _____ LP05509 _____

Certification Date: _____ October 27, 2022 _____

OPERATOR: _____ Charles Goodrich _____

I, *Charles Goodrich*, certify that the Kustom Signals Pro-Lite+ Lidar speed measurement device was setup, tested, and operated in accordance with the manufactures specifications to include its self-diagnostic check.

Further, I certified that the self-check distance was completed and accurate.

Signature: 

Date: 2/23/2023



Speed Validation Worksheet

Date	2/23/2023				
Time	10:16 AM				
Site ID	KRKF001				
Location	Kirkland, Washington				
Address	NB 132nd Ave NE @ Muir Elementary/Kamiakin Middle				
Posted Speed Limit	20MPH				
Trigger Speed Limit	26MPH				
Speed Type	School				
Lidar Technician	Charles Goodrich				
AutoPatrol Technician	Christopher Silva				
Lidar Serial Number	LP05509				
Radar Serial Number	590-113/66806				
Detection Type	Autopatrol-Radar				
Measure Mode Capture	Yes				
Photo enforcement signs present	Yes				
Pass/ Fail	Pass				
Ascending or Descending	Descending				
City Lane	Times	Lidar Speeds	AP Speeds	Delta	Comments
1	10.16.05	23	23	0	
1	10.17.00	29	28	-1	
1	10.18.00	27	26	-1	
1	10.18.03	24	24	0	
1	10.18.21	22	21	-1	



Speed Validation Worksheet

Date	2/10/2023				
Time	10:25 AM				
Site ID	KRKF002				
Location	Kirkland, WA				
Address	SB 132nd Ave NE @ Muir Elementary/Kamiakin Middle				
Posted Speed Limit	20MPH				
Trigger Speed Limit	26MPH				
Speed Type	School				
Lidar Technician	Charles Goodrich				
AutoPatrol Technician	Nathan Keleher				
Lidar Serial Number	LP05509				
Radar Serial Number	590-113/64016				
Detection Type	Autopatrol-Radar				
Measure Mode Capture	Yes				
Photo enforcement signs present	Yes				
Pass/ Fail	Pass				
Ascending or Descending	Descending				
City Lane	Times	Lidar Speeds	AP Speeds	Delta	Comments
1	10.25.47	20	20	0	
1	10.27.42	20	21	1	
1	10.27.58	33	33	0	
1	10.28.34	18	19	1	
1	10.28.43	26	26	0	



Speed Validation Worksheet

Date	2/10/2023				
Time	10:02 AM				
Site ID	KRKF003				
Location	Kirkland, Washington				
Address	EB 80th St @ Rose Hill Elementary				
Posted Speed Limit	20MPH				
Trigger Speed Limit	26MPH				
Speed Type	School				
Lidar Technician	Charles Goodrich				
AutoPatrol Technician	Christopher Silva				
Lidar Serial Number	LP05509				
Radar Serial Number	590-113/63652				
Detection Type	Autopatrol-Radar				
Measure Mode Capture	Yes				
Photo enforcement signs present	Yes				
Pass/ Fail	Pass				
Ascending or Descending	Descending				
City Lane	Times	Lidar Speeds	AP Speeds	Delta	Comments
1	10.02.35	24	23	-1	
1	10.03.55	23	23	0	
1	10.04.09	30	30	0	
1	10.04.34	20	19	-1	
1	10.05.05	25	26	1	



Speed Validation Worksheet

Date	2/10/2023				
Time	10:06 AM				
Site ID	KRKF004				
Location	Kirkland, Washington				
Address	WB 80th St @ Rose Hill Elementary				
Posted Speed Limit	20MPH				
Trigger Speed Limit	26MPH				
Speed Type	School				
Lidar Technician	Charles Goodrich				
AutoPatrol Technician	Christopher Silva				
Lidar Serial Number	LP05509				
Radar Serial Number	590-113/65047				
Detection Type	Autopatrol-Radar				
Measure Mode Capture	Yes				
Photo enforcement signs present	Yes				
Pass/ Fail	Pass				
Ascending or Descending	Descending				
City Lane	Times	Lidar Speeds	AP Speeds	Delta	Comments
1	10.06.47	25	24	-1	
1	10.07.14	22	23	1	
1	10.07.56	25	24	-1	
1	10.08.28	18	19	1	
1	10.08.43	25	25	0	



Speed Validation Worksheet

Date	2/23/2023				
Time	10:42 AM				
Site ID	KRKF005				
Location	Kirkland, Washington				
Address	SB 724 STATE ST @ LAKEVIEW ELEMENTARY SCHOOL				
Posted Speed Limit	20MPH				
Trigger Speed Limit	26MPH				
Speed Type	School				
Lidar Technician	Charles Goodrich				
AutoPatrol Technician	Kasie Desmarais				
Lidar Serial Number	LP05509				
Radar Serial Number	590-113/65719				
Detection Type	Autopatrol-Radar				
Measure Mode Capture	Yes				
Photo enforcement signs present	Yes				
Pass/ Fail	Pass				
Ascending or Descending	Descending				
City Lane	Times	Lidar Speeds	AP Speeds	Delta	Comments
1	10:42:54	32	32	0	
1	10:42:59	36	35	-1	
1	10:43:32	30	31	1	
1	10:44:11	26	26	0	
1	10:44:17	29	29	0	



Speed Validation Worksheet

Date	2/10/2023				
Time	10:42 AM				
Site ID	KRKF006				
Location	Kirkland, Washington				
Address	WB 10600 NE 68TH ST @ LAKEVIEW ELEMENTARY SCHOOL				
Posted Speed Limit	20MPH				
Trigger Speed Limit	26MPH				
Speed Type	School				
Lidar Technician	Charles Goodrich				
AutoPatrol Technician	Nathan Dumler				
Lidar Serial Number	LP05509				
Radar Serial Number	590-113/61782				
Detection Type	Autopatrol-Radar				
Measure Mode Capture	Yes				
Photo enforcement signs present	Yes				
Pass/ Fail	Pass				
Ascending or Descending	Descending				
City Lane	Times	Lidar Speeds	AP Speeds	Delta	Comments
1	10.42.21	20	20	0	
1	10.42.52	24	24	0	
1	10.43.15	19	18	-1	
1	10.43.35	25	25	0	
1	10.44.06	20	21	1	



Speed Validation Worksheet

Date	2/1/2023				
Time	11:39 AM				
Site ID	KRKF007				
Location	Kirkland, Washington				
Address	NB 12637 84TH AVE NE @ SANDBURG ES / FINN HILL MS / THOREAU ES				
Posted Speed Limit	20MPH				
Trigger Speed Limit	26MPH				
Speed Type	School				
Lidar Technician	Charles Goodrich				
AutoPatrol Technician	LJ DiGristina				
Lidar Serial Number	LP05509				
Radar Serial Number	590-113/65071				
Detection Type	Autopatrol-Radar				
Measure Mode Capture	Yes				
Photo enforcement signs present	Yes				
Pass/ Fail	Pass				
Ascending or Descending	Descending				
City Lane	Times	Lidar Speeds	AP Speeds	Delta	Comments
1	11:39:02	29	29	0	
1	11:40:06	28	29	1	
1	11:40:11	28	28	0	
1	11:40:42	27	27	0	
1	11:42:06	17	17	0	



Speed Validation Worksheet

Date	2/1/2023				
Time	10:21 AM				
Site ID	KRKF008				
Location	Kirkland, Washington				
Address	SB 14006 84TH AVE NE @ SANDBURG ES / FINN HILL MS / THOREAU ES				
Posted Speed Limit	20MPH				
Trigger Speed Limit	26MPH				
Speed Type	School				
Lidar Technician	Charles Goodrich				
AutoPatrol Technician	Jared Thompson				
Lidar Serial Number	LP05509				
Radar Serial Number	590-113/63287				
Detection Type	Autopatrol-Radar				
Measure Mode Capture	Yes				
Photo enforcement signs present	Yes				
Pass/ Fail	Pass				
Ascending or Descending	Descending				
City Lane	Times	Lidar Speeds	AP Speeds	Delta	Comments
1	10.21.06	24	24	0	
1	10.23.15	30	29	-1	
1	10.23.42	21	22	1	
1	10.25.06	34	34	0	
1	10.28.22	31	31	0	



Report No.: 1910-071EA-174

Revision: N/C

**Radar Sensor Calibration Verification
Certificate of Calibration**

FILED
APR 24 2023
KIRKLAND
MUNICIPAL COURT

Model: RRS24F-ST3

Part Number / Serial Number:
590-113/66806
Ex. 590-XXX / 6XXXX

Description:
Radar Characteristics Validation
In compliance with:
RRS24F-ST3 Radar Sensor Calibration Verification Procedure Documentation (5030-0150)

Date of Issue: January 11, 2023

Owner of EUT: Verra Mobility
1150 N. Alma School Rd
Mesa, AZ 85201

Attention of: Engineering Department
Phone: (480) 443-7000

Test Facility	
Test Laboratory	Keystone Compliance, LLC
Address	131 North Columbus Innerbelt
City, State, Zip Code	New Castle, PA 16101
Phone	(724) 657-9940
Email	emcteam@keystonecompliance.com
Web Site	www.keystonecompliance.com

Test Personnel	
Name	Camren Morgan
Title	EMC Test Engineer
Signature	



Report No.: 1910-071EA-174

Revision: N/C

**Radar Sensor Calibration Verification
Certificate of Calibration**

Model: RRS24F-ST3

Part Number / Serial Number:

590-113/66806

Ex. 590-XXX / 6XXXX

Date of Issue: January 11, 2023

The frequency measurements performed and recorded within this report demonstrate that the JENOPTIK RR24F-ST3 radar has an accuracy of less than or equal to 0.62 mph in the range of 6.21 mph to 62.14 mph and an accuracy of 0.62 mph to 1.86 mph in the range of 62.14 mph to 186.41 mph. This is equal to or better than +/- 1 mph accuracy up to 100 mph, as specified by the manufacturer.

FSK Frequency Set 1					
Nominal Frequency (GHz)	Measured Frequency (GHz)	Amplitude (dBm)	Frequency Deviation (MHz)	Limit (MHz)	Results
$f_0 = 24.08$	24.078275	17.0778297	-1.72	+/- 48.2	PASS
$f_1 = 24.08725$	24.085424	17.3474424	-1.83	+/- 48.2	PASS
$f_2 = 24.089$	24.087376	18.3220724	-1.62	+/- 48.2	PASS
$f_3 = 24.09$	24.088351	18.547439	-1.65	+/- 48.2	PASS

FSK Frequency Set 2					
Nominal Frequency (GHz)	Measured Frequency (GHz)	Amplitude (dBm)	Frequency Deviation (MHz)	Limit (MHz)	Results
$f_0 = 24.12$	24.118249	20.6862471	-1.75	+/- 48.2	PASS
$f_1 = 24.12725$	24.125725	21.0848535	-1.53	+/- 48.2	PASS
$f_2 = 24.129$	24.127351	21.7294888	-1.65	+/- 48.2	PASS
$f_3 = 24.13$	24.128326	22.4458445	-1.67	+/- 48.2	PASS

FSK Frequency Set 3					
Nominal Frequency (GHz)	Measured Frequency (GHz)	Amplitude (dBm)	Frequency Deviation (MHz)	Limit (MHz)	Results
$f_0 = 24.16$	24.157901	20.4036356	-2.10	+/- 48.2	PASS
$f_1 = 24.16725$	24.16505	21.0372457	-2.20	+/- 48.2	PASS
$f_2 = 24.169$	24.167	22.3278755	-2.00	+/- 48.2	PASS
$f_3 = 24.17$	24.167975	22.6032364	-2.03	+/- 48.2	PASS



Compliance Testing, LLC
Previously Flom Test Lab
EMI, EMC, RF Testing Experts Since 1963

toll-free: (866) 311-3268
fax: (480) 926-3598

<http://www.ComplianceTesting.com>
info@ComplianceTesting.com

System Verification Test Report

Prepared for: American Traffic Solutions

Model: RRS24F-ST3 (-40 to +70)

Serial Number: 590-113 / 64016

Description: Radar Beam Characteristics

To

Jenoptik Multi-Radar System Verification Procedure Base Frequency Test

Date of Issue: 8-25-22

On the behalf of the applicant:

American Traffic Solutions
1150 N Alma School Rd
Mesa, AZ 85201

Prepared by
Compliance Testing, LLC
1724 S. Nevada Way
Mesa, Arizona 85204
(480) 926-3100 phone / (480) 926-3598 fax
www.compliancetesting.com
Project No: p2280022

FILED
APR 24 2023
KIRKLAND
MUNICIPAL COURT

Mark Sechrist
Project Test Engineer



Test Results Summary Table

The frequency measurements performed by Compliance Testing, LLC and reported within this report demonstrate that the Jenoptik RRS24F-ST3 radar system has an accuracy of less than or equal to 0.62 mph in the range 6.21 mph to 62.14 mph and an accuracy of 0.62 mph to 1.86 mph in the range of 62.14 mph to 186.41 mph. This is equal to or better than +/- 1 mph accuracy up to 100 mph.

Test Frequency Set 1

Nominal Frequency (GHz)	Measured Frequency (GHz)	Amplitude (dBm)	Frequency Deviation (MHz)	Limit (MHz)	Results
F ₀ = 24.0800	24.07835	9.0120	1.64 +/- 0.03	+/- 48.2	PASS
F ₁ = 24.0872	24.08560	9.4420	1.65 +/- 0.03	+/- 48.2	PASS
F ₂ = 24.0890	24.08740	10.573	1.59 +/- 0.03	+/- 48.2	PASS
F ₃ = 24.0900	24.08840	10.726	1.59 +/- 0.03	+/- 48.2	PASS

Test Frequency Set 2

Nominal Frequency (GHz)	Measured Frequency (GHz)	Amplitude (dBm)	Frequency Deviation (MHz)	Limit (MHz)	Results
F ₀ = 24.1200	24.11860	8.9360	1.40 +/- 0.03	+/- 48.2	PASS
F ₁ = 24.1272	24.12595	9.4480	1.30 +/- 0.03	+/- 48.2	PASS
F ₂ = 24.1290	24.12780	10.701	1.20 +/- 0.03	+/- 48.2	PASS
F ₃ = 24.1300	24.12875	10.830	1.24 +/- 0.03	+/- 48.2	PASS

Test Frequency Set 3

Nominal Frequency (GHz)	Measured Frequency (GHz)	Amplitude (dBm)	Frequency Deviation (MHz)	Limit (MHz)	Results
F ₀ = 24.1600	24.15815	8.5070	1.85 +/- 0.03	+/- 48.2	PASS
F ₁ = 24.1672	24.16545	9.2820	1.79 +/- 0.03	+/- 48.2	PASS
F ₂ = 24.1690	24.16725	10.416	1.75 +/- 0.03	+/- 48.2	PASS
F ₃ = 24.1700	24.16835	10.524	1.65 +/- 0.03	+/- 48.2	PASS

FILED

APR 24 2023

KIRKLAND
MUNICIPAL COURT



PREVENTIVE MAINTENANCE CHECKLIST

Date & Time: 02/09/2023 09:08:00

Site ID: KRKF001

Location: 132nd Ave NE @ Muir Elementary/Kamiakin Middle

Product: AutoPatrol

Technician Name: Charles Goodrich

See Associated Ticket:



Item	Status	Note/Action (If Status N/A, please specify)
1. Clean dirt, grime, and graffiti off enclosure and glass.		
1.1. Clean Graffiti. <i>Check physical integrity. Check paint/housing for graffiti and (or) other vandalism.</i>	Pass	
1.2. Clean Glass: <i>Clean and inspect all glass and enclosures.</i>	Pass	
1.3. Clean Enclosure (Interior): <i>Clear vents/fans of obstruction. Remove dust and dirt by vacuum/wiping.</i>	Pass	
1.4. Check Enclosure: <i>If enclosure moved during cleaning, tighten base.</i>	Pass	
2. Perform a general site inspection to include environmental and road conditions.		
2.1. PLP/Loop Loop: <i>Check for exposed or cut loop wiring, and epoxy wear and tear.</i>	N/A	
2.2. Power & Grounding: <i>Inspect all power and grounding connections.</i>	Pass	
2.3. Radar: <i>Inspect radar and cables. Visually inspect antenna.</i>	Pass	
2.4. WVDs: <i>Check for popped out pucks, visible cracks, or other noticeable damage.</i>	N/A	
3. Inspect poles, bases, and enclosures.		

<p>3.1. Pole:</p> <p><i>Check sturdiness. Check hurricane collar and confirm screws are tight.</i></p>	<p><i>Pass</i></p>	
<p>3.2. Base:</p> <p><i>Check for cracks. Ensure bolts (and latch bolt) are tight and secure inside base.</i></p>	<p><i>Pass</i></p>	
<p>3.3. Enclosure:</p> <p><i>Confirm straps are tight and secure against pole. Tighten if loose.</i></p>	<p><i>Pass</i></p>	
<p>4. Inspect cables and connections.</p>		
<p>4.1. Cables:</p> <p><i>Check all cables for visible wear or damage.</i></p>	<p><i>Pass</i></p>	
<p>4.2. Connections:</p> <p><i>Check for exposed wires on pole connecting to radar, camera enclosure, and strobe.</i></p>	<p><i>Pass</i></p>	

5. Take (and attach) photo of enclosure, pole, and photo enforcement sign(s) for presence and damage.

5.1. Enclosure:



5.2. Pole:



5.3. Photo Enforcement Sign(s):





PREVENTIVE MAINTENANCE CHECKLIST

Date & Time: 02/09/2023 09:16:00

Site ID: KRKF002

Location: 132nd Ave NE @ Muir Elementary/Kamiakin Middle

Product: AutoPatrol

Technician Name: Charles Goodrich

See Associated Ticket:

Item	Status	Note/Action (If Status N/A, please specify)
1. Clean dirt, grime, and graffiti off enclosure and glass.		
1.1. Clean Graffiti. <i>Check physical integrity. Check paint/housing for graffiti and (or) other vandalism.</i>	Pass	
1.2. Clean Glass: <i>Clean and inspect all glass and enclosures.</i>	Pass	
1.3. Clean Enclosure (Interior): <i>Clear vents/fans of obstruction. Remove dust and dirt by vacuum/wiping.</i>	Pass	
1.4. Check Enclosure: <i>If enclosure moved during cleaning, tighten base.</i>	Pass	
2. Perform a general site inspection to include environmental and road conditions.		
2.1. PLP/Loop Loop: <i>Check for exposed or cut loop wiring, and epoxy wear and tear.</i>	N/A	
2.2. Power & Grounding: <i>Inspect all power and grounding connections.</i>	Pass	
2.3. Radar: <i>Inspect radar and cables. Visually inspect antenna.</i>	Pass	
2.4. WVDs: <i>Check for popped out pucks, visible cracks, or other noticeable damage.</i>	N/A	
3. Inspect poles, bases, and enclosures.		

<p>3.1. Pole: Check sturdiness. Check hurricane collar and confirm screws are tight.</p>	<p>Pass</p>	
<p>3.2. Base: Check for cracks. Ensure bolts (and latch bolt) are tight and secure inside base.</p>	<p>Pass</p>	
<p>3.3. Enclosure: Confirm straps are tight and secure against pole. Tighten if loose.</p>	<p>Pass</p>	
<p>4. Inspect cables and connections.</p>		
<p>4.1. Cables: Check all cables for visible wear or damage.</p>	<p>Pass</p>	
<p>4.2. Connections: Check for exposed wires on pole connecting to radar, camera enclosure, and strobe.</p>	<p>Pass</p>	

5. Take (and attach) photo of enclosure, pole, and photo enforcement sign(s) for presence and damage.

5.1. Enclosure:



5.2. Pole:



5.3. Photo Enforcement Sign(s):

