



Cascade Engineering Services, Inc.

6640 185th Ave NE, Redmond, WA 98052
T.425.895.8617, F.425.702.9358

FILED

AUG 23 2023

KIRKLAND MUNICIPAL COURT



CERTIFICATE #: 00255685

CERTIFICATE OF CALIBRATION

STANDARD CALIBRATION

CLYDE HILL POLICE DEPARTMENT

9605 NE 24TH ST. CLYDE HILL, WA 98004

This certifies that the instrument listed herein was calibrated by Cascade Engineering Services' Calibration Laboratory, which is fully accredited in accordance with the recognized International Standards ISO/IEC 17025:2017 General Requirements for the Competence of Testing and Calibration Laboratories.

Table with 2 columns: DESCRIPTION and SPEED MEASURING DEVICE. Rows include ASSET #, MANUFACTURER, DEPARTMENT, ENVIRONMENT, CAL INTERVAL, SERIAL NUMBER, MODEL NUMBER, PATROL CAR #, BASIC ACCURACY, and DUE DATE.

EQUIPMENT CONDITION AS RECEIVED

Initial testing found this equipment to be "IN TOLERANCE", as defined by the basic accuracy stated above.

EQUIPMENT CONDITION AS DELIVERED

At the completion of the calibration, measured values were "IN TOLERANCE", as defined by the basic accuracy stated above.

TUNING FORK(S) SUPPLIED WITH THIS DEVICE

Table with 4 columns: DESCRIPTION, SERIAL NUMBER, RATED SPEED, FREQUENCY. Rows include TUNING FORK ONE and TUNING FORK TWO.

Antenna 1 SN: HANDHELD, Frequency: 24.109 GHz

STANDARD(S) USED FOR CERTIFICATION

Table with 5 columns: I.D., MODEL, MANUFACTURER, DESCRIPTION, DUE DATE. Rows include MET1387 and MET1388.

PROCEDURE(S) USED FOR CERTIFICATION


Table with 4 columns: DOCUMENT ID, DESCRIPTION, REV, REV DATE. Row includes CP-SMD-001.

CERTIFICATION NOTES

I certify (or declare) under penalty of perjury under the laws of the State of Washington that the above information is true and correct

PERFORMED BY [Signature] SR. METROLOGIST JOHN EMERY

LOCATION: Redmond, WA
CALIBRATION DATE: Monday, August 21, 2023



**IRLJ RULE 6.6 EFFECTIVE 1/3/2006**

I, John R. Gray, do certify under penalty of perjury, under the laws of the state of Washington as follows:

I am employed with Cascade Engineering Services, Inc. (CES) Metrology and Electronics Repair Services, as a Senior Metrology Technician. I have been employed in such a capacity since 2008. Part of my duties include calibration, maintenance and repair of all electronic doppler radar and laser speed measuring devices (SMD's) used by CLYDE HILL POLICE DEPARTMENT.

All SMD's currently used by CLYDE HILL POLICE DEPARTMENT are listed in Exhibit "A".

I maintain the following qualifications with respect to SMD(s): More than 14 years of commercial experience in electronic test and measurement calibration and repair. I have successfully completed training courses in Doppler Radar & Lidar theory. I have over two years of experience in the repair and calibration of Doppler and Lidar SMD's. I am experienced and competent in the principles and fundamental requirements of test equipment calibration.

The CES laboratory maintains manuals for all of the SMD's listed in Exhibit "A". I am personally familiar with those manuals and how each of the SMD's are designed and operated. On the date indicated in Exhibit "A" testing of the SMD's was performed using CES procedures under the direction of an authorized SMD expert. The results were evaluated and certified to meet or exceed existing performance standards and entered into the CES certification management database. CES laboratory maintains a testing and certification program that requires each SMD to be tested and certified for accuracy at least once every two years.

The CES laboratory tests all Doppler SMD's used by CLYDE HILL POLICE DEPARTMENT, as recommended by the manufacturer, as follows: The Vocar HR, handheld Radar certification system is used to simulate speeds at 5 mph increments from 20 mph to 140 mph to verify accuracy in stationary and moving mode. Measurements are taken of the SMD transmit frequency, antenna/receiver sensitivity and any accompanying tuning forks are also tested for accuracy. All other operational functions of the SMD system are then tested for proper performance.

The Laser SMD's transmit a series of highly focused light wave pulses each time the trigger is pulled and utilizes two laws of physics; time and distance. Since the speed of light is a known fixed value, the range of the target is determined by calculating how long it takes for the light pulses to travel to the target and back. This series of measurements allows the SMD to calculate the speed of the target using an algorithm which processes the range calculations into speed measurements. The displayed speed is accurate to within plus (+) or minus (-) one (1) mile per hour.

The CES laboratory tests all Laser / Lidar SMD(s) used by CLYDE HILL POLICE DEPARTMENT, as recommended by the manufacturer, as follows: The Laser Speed Measurement Simulator (LSMS) is utilized to simulate a moving target. This is accomplished by detecting the optical output pulses of the laser device and generating artificial return pulses. Different speed values and ranges are simulated by varying the time delays between the input pulses and the return pulses. The LSMS consists of a Digital Delay Generator (DDG), and an optical interface unit. The DDG produces precise time delays. The optical interface unit converts the optical energy of the laser instrument into electrical signals which are supplied to the DDG. The optical interface unit also converts the electrical signals received from the DDG into optical energy which is then transmitted to the Lidar. The Lidar's output power is tested using an Ophir Nova Display, with a PD300-SH power head.

On the date indicated in Exhibit "A", each SMD was tested by myself or a trained technician listed therein and under my direction. All Technicians listed on Exhibit "A" received training in the proper use and operation of SMD test equipment and performance testing procedures used to test Laser and Doppler SMDs. After successfully completing training the technician is certified by myself and receives authorization allowing them to enter the results from the tests into the certificate management database. Individual Performance and Certification tests are entered into the certificate management database under the penalty of perjury by entering an authorized user id and password to authenticate it.



Exhibit "A"

This agency, CLYDE HILL POLICE DEPARTMENT currently utilizes the following Laser SMD(s):

KUSTOM SIGNALS, INC. manufacturer's the following SMD(s):

I.D./Serial Number	Model Number	Antenna 1 S/N	Antenna 2 S/N	T.F. 1 S/N	T.F. 2 S/N	Cal. Date	Cal. Interval	Due Date	Technician
PL19672	PRO LASER III	N/A	N/A	N/A	N/A	08/16/2023	12 MONTHS	08/16/2024	JOHN R GRAY

This agency, CLYDE HILL POLICE DEPARTMENT currently utilizes the following Doppler SMD(s):

CUSTOM SIGNALS, INC. manufacturer's the following SMD(s):

I.D./Serial Number	Model Number	Antenna 1 S/N	Antenna 2 S/N	T.F. 1 S/N	T.F. 2 S/N	Cal. Date	Cal. Interval	Due Date	Technician
PH12675	FALCON	HANDHELD	N/A	33281	31332	08/21/2023	12 MONTHS	08/21/2024	JOHN R GRAY

MPH INDUSTRIES manufacturer's the following SMD(s):

I.D./Serial Number	Model Number	Antenna 1 S/N	Antenna 2 S/N	T.F. 1 S/N	T.F. 2 S/N	Cal. Date	Cal. Interval	Due Date	Technician
PYT124000537	PYTHON III	PYT831014894	PYT831014893	64737	64321	08/21/2023	12 MONTHS	08/21/2024	JOHN R GRAY
PYT124000728	PYTHON III	PYT831016323	PYT831016322	73928	73329	02/01/2023	12 MONTHS	02/01/2024	JOHN R GRAY
PYT124000711	PYTHON III	PYT831016105	PYT831016104	72397	72270	02/01/2023	12 MONTHS	02/01/2024	JOHN R GRAY
PYT124000664	PYTHON III	PYT831015738	PYT831015739	70623	70016	10/17/2022	12 MONTHS	10/17/2023	JOHN R GRAY
PYT124000196	PYTHON III	PYT831012980	PYT831012981	867661	50183	04/24/2023	12 MONTHS	04/24/2024	JOHN R GRAY
PYT124000727	PYTHON III	PYT831016321	PYT831016320	73863	73330	08/21/2023	12 MONTHS	08/21/2024	JOHN R GRAY

Based upon my education, training, and experience and my knowledge of the SMD's listed above, it is my opinion that each of these electronic pieces of equipment is so designed and constructed as to accurately employ the Doppler effect in such a manner that it will give accurate measurements of the speed of motor vehicles when properly calibrated and operated by a trained operator or, in the case of the laser SMDs, each of these pieces of equipment is so designed and constructed as to accurately employ measurement techniques based on the velocity of light in such a manner that it will give accurate measurements of the speed of motor vehicles when properly calibrated and operated by a trained operator.

Exhibit "A" derives information from the certificate management database. See Exhibit "A" for details about individual SMD certifications.

**State of Washington  
County of King**


Signed or attested before me on

8/25/2023


by John R. Gray

I have satisfactory evidence that the person described in this document:

- (a) is personally known to me; OR (b) is identified upon oath or affirmation of credible witness personally know to me; OR
- (c) is identified on the basis of Identification documents.



Certified by: John R. Gray  
Place: Redmond, WA



William Quoc Ang

Notary Public in and for the State of Washington,  
Residing in Seattle, WA

My appointment expires January 29, 2026

