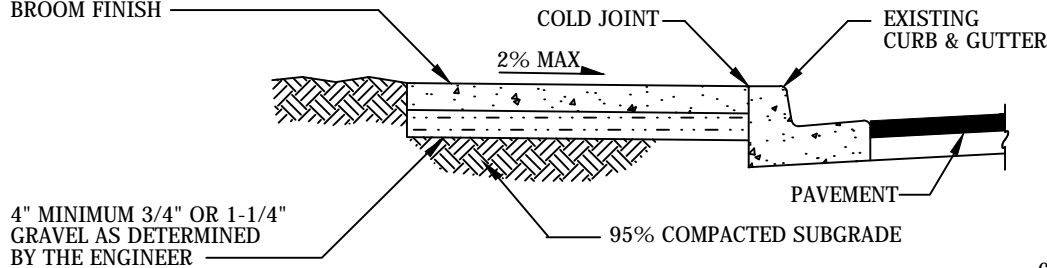
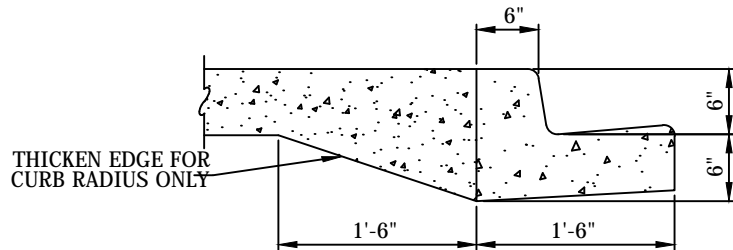
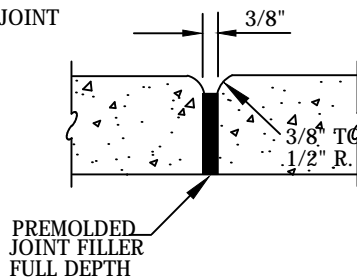


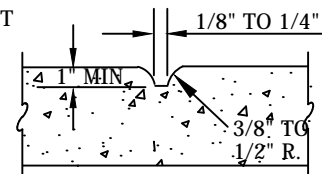
5' WIDE CONCRETE SIDEWALK
4" MIN THICKNESS (6" AT DRIVEWAYS)
BROOM FINISH



EXPANSION JOINT



CONTRACTION JOINT



NOTES:

1. SIDEWALK AND CURB & GUTTER CANNOT BE POURED MONOLITHICALLY. EXPANSION JOINT WILL BE REQUIRED WHEN CONCRETE SIDEWALK IS SURROUNDED BY OTHER HARD SURFACES (E.G., DRIVEWAY); OR AS DIRECTED BY PW INSPECTOR.
2. CONCRETE SHALL BE CEMENT CONCRETE CLASS 4000 PSI MINIMUM, WITH AIR ENTRAINMENT. NO COLOR OR TINT SHALL BE ADDED.
3. FORMS SHALL BE SET TRUE TO LINE AND GRADE AND SHALL BE STEEL UNLESS OTHERWISE APPROVED BY INSPECTOR.
4. SIDEWALK SHALL NOT BE POURED IN THE RAIN. SEE POLICY R-8, PLACING CONCRETE OR ASPHALT IN ADVERSE WEATHER CONDITIONS.

CITY OF KIRKLAND

PLAN NO. CK- R.23



SIDEWALK
SECTION