

**CITY OF KIRKLAND**  
**Department of Parks & Community Services**  
123 Fifth Ave, Kirkland, WA 98033 · 425.587.3300  
www.kirklandwa.gov

---

**MEMORANDUM**

**To:** Kurt Triplett, City Manager

**From:** Lynn Zwaagstra, Director of Parks and Community Services  
Mary Gardocki, Park Planning and Development Manager

**Date:** May 4, 2022

**Subject:** PROS Plan: ADA Transition Plan

**RECOMMENDATION:**

It is recommended that the City Council receives the updated Americans with Disabilities Act (ADA) Transition Plan. The ADA plan does not need independent approval. Unless Council has additional comments or questions, the plan will be included as an addendum to the final PROS Plan, which will be approved by Council.

**BACKGROUND DISCUSSION:**

The Americans with Disabilities Act (ADA) evaluation was performed by [Bureau Veritas](#) as part of the PROS Plan update using methods and procedures consistent with good commercial and customary practice for assessing compliance with the Title II provisions of the ADA and applicable state and local requirements. Per Department of Justice guidelines, people with disabilities should be able to arrive on the site, approach the facility and its amenities, and enter as freely as everyone else. This information informs the Transition Plan which identifies and prioritizes current barriers to participation, provides a schedule for barrier removal, as well as establishes procedures for addressing future accessibility issues. The ADA Transition Plan serves as a pragmatic application tool that will identify existing and future accessibility needs, document accessibility facility standards, and provide design criteria for future facilities development.

Accessibility assessments were conducted at 52 parks and facilities; reports for each site surveyed include:

- € Summary of findings for all primary features (parking stalls, curb ramps, paths of travel, restrooms, etc.)
- € Individual barriers with digital photos
- € Geocode references for the location of barriers
- € Applicable ADA and state regulatory references
- € Recommendations for corrective measures
- € Order of priority cost estimates for each

A draft of the ADA Transition Plan was presented at the February 22, 2022 Human Services Commission meeting and the March 9, 2022 Park Board meeting. This feedback, along with City Council feedback and input received during the 30-day comment period, have been factored into the final ADA Transition Plan. Updates to the plan based on feedback were limited to the prioritization of the parks in the six phases of implementation for barrier removal (section 7.3 Barrier Removal Strategy). Phase one and two were updated with higher use parks and some lower use parks were moved into later phases. All public comments are shown in the document's Appendix D: Community Survey Summary.

**NEXT STEPS:**

The ADA Transition Plan will be incorporated as an appendix in the final PROS Plan, which is anticipated to come before City Council on June 7, 2022.

**Attachment A:** ADA Transition Plan

# Attachment A: PROS Plan ADA Transition Plan

## ADA TITLE II TRANSITION PLAN

*prepared for*

**City of Kirkland  
Parks & Community Services  
123 Fifth Avenue  
Kirkland, Washington 98033  
Ms. Mary Gardocki**



ADA TITLE II TRANSITION PLAN  
OF  
CITY OF KIRKLAND  
PARKS AND COMMUNITY SERVICES  
123 FIFTH AVENUE  
KIRKLAND, WASHINGTON 98033

### **PREPARED BY:**

Bureau Veritas  
10461 Mill Run Circle, Suite 1100  
Owings Mills, Maryland 21117  
800.733.0660  
[www.us.bureauveritas.com](http://www.us.bureauveritas.com)

### **BV CONTACT:**

**Matthew F Anderson**  
Program Manager  
800.733.0660 x7613  
[matt.anderson@bureauveritas.com](mailto:matt.anderson@bureauveritas.com)

### **BV PROJECT #:**

148970.21R000-000.303

### **DATE OF REPORT:**

*To Be Filled In By CD*

### **ON-SITE DATE:**

June 7-July 26, 2021 &  
November 30 – December 3, 2021

**Bureau Veritas**

10461 Mill Run Circle, Suite 1100 | Owings Mills, MD 21117 | [www.us.bureauveritas.com](http://www.us.bureauveritas.com) | p 800.733.0660

# TABLE OF CONTENTS

<b>1. CERTIFICATION .....</b>	<b>2</b>
<b>2. PURPOSE AND SCOPE.....</b>	<b>3</b>
2.1 Overview of the City of Kirkland .....	3
2.2 Purpose of the Transition Plan .....	6
2.3 Basis for Probable Costs .....	6
2.4 Scope of Work .....	7
2.5 Physical Barrier Assessments .....	7
<b>3. ACCESSIBILITY REQUIREMENTS .....</b>	<b>9</b>
<b>4. COMPLIANCE STRATEGY .....</b>	<b>10</b>
<b>5. PRIORITIES .....</b>	<b>11</b>
5.1 Facility Priorities .....	11
5.2 Barrier Priorities .....	11
<b>6. CITY OF KIRKLAND FUNDING LEVELS .....</b>	<b>13</b>
<b>7. TRANSITION PLAN COMPONENTS .....</b>	<b>14</b>
7.1 Overview .....	14
7.2 System Barrier Summary .....	14
7.3 Barrier Removal Strategy .....	16
7.4 Conclusion .....	18
<b>8. APPENDICES .....</b>	<b>19</b>

# 1. CERTIFICATION

---

Bureau Veritas has completed a Comprehensive Accessibility Evaluation of the City of Kirkland properties in King County, Washington, in accordance with the requirements of 28 CRF Part 35, the 2010 Americans with Disability Act (ADA) Design Standards for Accessible Design, and the State of Washington Building Code sections related to accessibility.

The conclusions and recommendations presented in this report are based on the evaluations of properties under the jurisdiction of the City of Kirkland, associated documentation related to the properties, and input from the City of Kirkland staff.

Accessibility evaluations were conducted by Bureau Veritas Project Architects and Project Engineers during site visits to individual properties. Project Architects' and Engineers' observations were made during site visits conducted between June 7- July 26, 2021 and November 30 – December 3, 2021. Cost estimates for barrier removal are planning level cost estimates based on Bureau Veritas's experience with similar properties.

The assessments were performed at the Client's request using methods and procedures consistent with good commercial and customary practice for assessing compliance with the Title II provisions of the ADA, including the requirements of 28 CRF Part 35, and applicable state requirements. Accessibility barriers in areas which were not readily accessible, and/or may not have been visible, may exist. Individual facility reports describe property conditions at the time that the observations and research were conducted. The individual facility reports are not an engineering evaluation of physical conditions. The Self-Evaluation did not include engineering evaluations or engineering calculations to determine the adequacy of the park or facility's original design or to determine engineered cost estimates.

The opinions Bureau Veritas expresses in this report were formed utilizing the degree of skill and care ordinarily exercised by any prudent architect or engineer in the same community under similar circumstances. Bureau Veritas assumes no responsibility or liability for the accuracy of the information contained in this report, which has been obtained from the Client or the Client's representatives, from other interested parties, or from the public domain. The conclusions presented represent Bureau Veritas's professional judgment based on information obtained during the course of this assignment. The conclusions presented are based on the data provided, observations made, and conditions that existed specifically on the date of the assessments of individual properties.

Bureau Veritas certifies that Bureau Veritas has no undisclosed interest in the subject property, Bureau Veritas' relationship with the Client is at arms-length, and that Bureau Veritas' employment and compensation are not contingent upon the findings or estimated costs to remedy any deficiencies.

This report has been prepared on behalf of and exclusively for the use of the City of Kirkland for the purposes stated herein. The purpose for which this report shall be used shall be limited to the use as stated in the contract between the client and Bureau Veritas.

This report, or any of the information contained therein, is not for the use or benefit of, nor may it be relied upon by any other person or entity, for any purpose without the advance written consent of Bureau Veritas. Any reuse or distribution without such consent shall be at the client's or recipient's sole risk, without liability to Bureau Veritas.

If you have any questions regarding this report, please contact Bryon Scott, Senior Engineering Consultant, (800) 766-0660 x 6625.

**Certified by:**



---

Bryon Scott, ADAC  
[Bryon.Scott@BureauVeritas.com](mailto:Bryon.Scott@BureauVeritas.com)

## 2. PURPOSE AND SCOPE

---

### 2.1 Overview of the City of Kirkland

The mission statement of the City of Kirkland's Park and Community Services is:

"To support a healthy and sustainable community by providing high quality parks and recreation services, ensuring a collaborative community response to basic human needs, and protecting our natural areas."

The City of Kirkland encompasses:

- King County District 1
- King County District 6
- 1<sup>st</sup>, 45<sup>th</sup>, and 48<sup>th</sup> State Legislative Districts
- 1<sup>st</sup> Congressional District

The City of Kirkland is governed by the City Council and is comprised of seven nonpartisan members who are elected by the registered voters of Kirkland to serve "at large." Councilmembers are elected every two years to serve four-year terms. The Mayor and Deputy Mayor are elected among the members to serve two-year terms.

The current governing body of the City Council is comprised of the following Councilmembers:

- Mayor Penny Sweet
- Deputy Mayor Jay Arnold
- Councilmember Neal Black
- Councilmember Kelli Curtis
- Councilmember Amy Falcone
- Councilmember Toby Nixon
- Councilmember Jon Pascal

#### ***City Council Meetings***

There are two types of City Council meetings, both of which are open to the public. Regular meetings are those in which the Council makes local laws, policies, and basic decisions relating to the City. Study sessions are public meetings in which the Council conducts more informal and in-depth discussions of special projects and issues of interest. No official action may be taken by the City Council at a study session.

The City of Kirkland is committed to sustaining strong relations with neighborhood associations and residents. Kirkland neighborhood associations serve as an important communications link between the City and its residents. They also provide an effective way for neighbors to improve the quality of life in Kirkland neighborhoods. There are currently 11 associations meeting on a regular basis.

Kirkland operates under the "council-manager" form of government which means all legislative and policy-making powers are vested in the City Council. Policy-making often takes the form of passing ordinances or resolutions. The Council employs a professionally trained public administrator, the City Manager, to carry out the policies it develops. In a "council-manager" form of government, the Mayor's responsibilities are primarily to preside over the Council meetings and act as head of the City for ceremonial purposes and for purposes of military law. The Mayor votes as a Councilmember and does not have any veto power.

The City of Kirkland Parks and Community Service facilities occupies 625.8 acres.

Physical amenities currently available within the CITY OF KIRKLAND system are:

<b>AMENITY SUMMARY</b>		
<b>FACILITY</b>	<b>AMENITIES</b>	<b>ACREAGE</b>
132 <sup>nd</sup> Square Park	Soccer and baseball player fields, playground, restrooms, picnic shelter	9.7
2 <sup>nd</sup> Avenue South Dock	Dock	1.1
Brookhaven Park	Interpretive walk, picnic tables, trail	0.9
Bud Homan	Trail	2.2
Carillon Woods	Picnic tables, playground, restoration area, trail	8.7
Cedar View Park	Playground, picnic tables	0.2
Cotton Hill Park	Interpretive walk, restoration area, trail, wildlife viewing	2.2
Crestwood's Park	Baseball/Softball/Basketball, outdoor exercise equipment, picnic area, playground, parking lot, restoration area, trail, wildlife viewing	26.6
David E Brink Park	Boat launch, dock, picnic tables	0.9
Doris Cooper Houghton Beach Park	Boat launch, dock, picnic area, playground, swimming beach, volleyball, wildlife viewing	3.8
Edith Moulton Park	Dog park, picnic area, picnic tables, playground, restoration area, restrooms, trail, wildlife viewing	26.7
Everest Park	Baseball/softball/pickleball, picnic area, picnic tables, playground, parking lot, restoration area, restrooms, trail, wildlife viewing	23.2
Forbes Creek Park	Basketball, picnic tables, playground, tennis, trail	2
Forbes Lake Park	Fishing, restoration area, wildlife viewing	8.8
Hazen Hills Park	Restoration area	1.3
Heritage Hall & Park	Interpretive walk, picnic tables, playground, parking lot, tennis, trail, wildlife viewing	10.1
Heronfield Wetlands	Dog park, trail, wildlife viewing	28.1
Highlands Park	Baseball/softball, basketball, picnic tables, playground, soccer fields	2.7
Josten Park	Playground, restoration area	0.9
Juanita Bay Park	Interpretive walk, picnic tables, parking lot, restoration area, restrooms, trail, wildlife viewing	110.8

AMENITY SUMMARY		
FACILITY	AMENITIES	ACREAGE
Juanita Beach Park	Baseball/softball, boat launch, fishing, interpretive walk, picnic area, picnic tables, playground, parking lot, public art, restoration area, restrooms, swimming beach, tennis, trail, volleyball	21.9
Juanita Heights Park	Restoration area, trail, wildlife viewing	6.1
Kingsgate Park	Restoration area, trail, wildlife viewing	6.9
Kirkland Teen Union Building *	Parking lot, building with common areas, kitchen, restrooms, signage, drinking fountains	
Kiwanis Park	Picnic tables, restoration area, trail	2.6
Lake Avenue W Street End Park	Boat launch	0.3
Marina Park	Boat launch, dock, picnic area, parking lot, public art, restrooms	3.6
Mark Twain Park	Basketball, playground, restoration area, trail	6.6
Marsh Park	Boat launch, drinking fountain, fishing, interpretive walk, picnic tables, parking lot, public art, restrooms	4.1
McAuliffe Park	Community garden, playground, parking lot, restoration area	11.6
North Kirkland Community Center and Park	Basketball, drinking fountain, picnic tables, playground, parking lot, restrooms	5.5
North Rose Hill Woodlands Park	Picnic area, picnic tables, playground, restoration area, restrooms, trail	20.9
O. O. Denny Park	Barbecue, picnic tables, playground, fishing, bike racks, boat launch, parking lot, picnic area, restoration area, restrooms, trail, wildlife viewing	45.5
Ohde Avenue Pea Patch	Community garden, parking lot, restrooms	0.9
Peter Kirk Park	Baseball/softball, basketball, bike racks, drinking fountain, picnic tables, playground, parking lot, public art, restrooms, skate parks, soccer fields, swimming pool, tennis	12.5
Phyllis Needy Houghton Neighborhood	Picnic tables, playground, restrooms	0.5
Reservoir Park	Bike racks, picnic tables, playground	0.6
Rose Hill Meadows	Picnic area, picnic tables, playground, parking lot, restoration area, restrooms	4.1
Settler's Landing	Dock, fishing	0.1
Snyder's Corner Park	Wildlife viewing	4.5
South Norway Hill Park	Mountain bike course, restoration area, trail, wildlife viewing	9.8



AMENITY SUMMARY		
FACILITY	AMENITIES	ACREAGE
South Rose Hill Park	Basketball, drinking fountain, picnic tables, playground, parking lot, restoration area, restrooms, trail, wildlife viewing	2.2
Spinney Homestead Park	Basketball/softball, drinking fountain, picnic tables, playground, parking lot, restrooms, soccer fields	6.5
Street End Park	Picnic tables, wildlife viewing	0.1
Terrace Park	Basketball, picnic tables, playground, parking lot, restrooms, soccer fields	1.8
Tot Lot & Pea Patch	Community garden, picnic tables, playground, restrooms	0.5
Totem Lake Park	Drinking fountain, picnic tables, playground, restoration area, restrooms, trail, wildlife viewing	17.2
Van Aalst Park	Basketball, pickle ball, picnic tables, playground	1.6
Watershed Park	Interpretive walk, restoration area, trail, wildlife viewing	75.5
Waverly Beach Park	Barbecue, dock, drinking fountain, fishing, picnic area, picnic tables, playground, parking lot, restoration area, restrooms, swimming beach	2.8
Windsor Vista Park	Playground, restoration area	4.8
Yarrow Bay Wetlands	Interpretive walk, restoration area, wildlife viewing	73.3
<b>Total Number of Acres</b>		<b>625.8</b>

\*Kirkland Teen Union Building – Is leased by an agency outside of the City of Kirkland, who may have part or all the responsibility for removing the barriers to accessibility. The building is located within the Peter Kirk Park.

## 2.2 Purpose of the Transition Plan

The purpose of this Transition Plan is to plan accessibility compliance for the City of Kirkland with the requirements of Title II of the Americans with Disabilities Act (ADA) and applicable state regulations contained in the accessibility and related chapters of the Washington Building Code. The Transition Plan is part of the Self-Evaluation process required of Title II entities (state and local public agencies).

## 2.3 Basis for Probable Costs

The estimates for the repair and capital reserves items noted within this report are summarized in Section 3, and individual observation details are provided in Appendix A.

The estimates are based on invoice or bid documents provided either by the Owner/facility and construction costs developed by construction resources such as *R.S. Means* and *Marshall & Swift*, Bureau Veritas' experience with past costs for similar properties, city cost indexes, and assumptions regarding future economic conditions. Typically, barrier-removal allowances are based upon the removal of the specific element being evaluated (for example, parking stalls, curb ramps, ramps). Grading plans based on field surveys using land surveyor instrumentation could result in significantly different material quantities and subsequent higher project costs. Bureau Veritas has no control over the final scope of work, pricing methods, and costs associated with a contractor constructing the project. The opinion of probable costs within this report cannot guarantee that the costs will accurately reflect the actual bids for construction.

## 2.4 Scope of Work

A Self-Evaluation is a governmental organizations' evaluation of its current services, policies and practices, and all physical facilities. The Self-Evaluation comprises three components:

- Data gathering: Assessments of individual physical properties and internal reviews of public services and programs, communications, and employment practices
- Transition Plan based on the physical and programmatic assessments
- Action necessary to make required additions or modifications to non-compliant elements

This Transition Plan represents the planned modifications to programs and physical facilities provided by the City of Kirkland. The Transition Plan is a summation and analysis of the barriers to use of facilities.

## 2.5 Physical Barrier Assessments

A Bureau Veritas Subject Matter Expert visited each property within the City of Kirkland to evaluate the facilities in accordance with the ADA and State of Washington Building Code and assess the existing property improvements' compliance with the Title II provisions of the Americans with Disabilities Act (ADA) and applicable state requirements.

The field observer conducted a thorough review of the facility to observe and identify barriers to accessibility and formulate recommendations to remedy the physical barriers. As a part of the review, the field observer met with a property representative with specific knowledge of the facility to gain a clear understanding of overall features, public use patterns, and relevant historical data. All features of the property are subject to observation, which includes, but is not limited to: parking lots, sidewalks, access ramps, and all common areas accessible to the public, as well as employee areas.

During the site walk-through, the field observer followed a Survey Form that meets or exceeds the current Americans with Disabilities Act Accessibility Guidelines (ADAAG) format and utilized a digital level, measuring tape, pressure gauge, and digital camera. The field observer identified and prioritized any existing improvements not in accordance with the applicable ADA requirements in the order of preference as set out by the Department of Justice (DOJ) in general categories, and refined by Bureau Veritas.

The Bureau Veritas team assessed exterior and interior elements in order to identify existing conditions that are not in accordance with the applicable regulations. Examples of elements required to be accessible are:

- Parking: Adequacy as to automobile number, van accessible number, signage, and markings
- Parking and passenger loading zones

- Accessible routes: Sidewalks and paths, interior routes
- Space allowance and ranges
- Protruding objects
- Ground and floor surfaces
- Curb and other ramps; size, distance, slope, rails, and surface finishes
- Exterior and interior common stairs
- Platform lifts (wheelchair lifts)
- Entrances and exits to common areas and employee areas
- Handrails and grab bars
- Alarms (visual and audible) and warnings
- Signage, Braille, and visual
- Switches and outlets

Individual assessment reports for each property surveyed included:

- Summary of Findings for all amenity features (parking stalls, curb ramps, paths of travel, etc.)
- Individually recorded barriers
- Digital photos of observed deficiencies and representative photos of elements observed to be in compliance
- Geocode GPS references for the location of observed deficiencies
- Applicable ADA and State of Washington regulatory references
- Recommendations for viable corrective measures necessary to comply with regulations
- Planning level cost estimates for each barrier

Assessment results were tabulated into an ADA database using AssetCALC™, an online interactive database created by Bureau Veritas to manage ADA and state accessibility code information. The AssetCALC™ asset management database used by Bureau Veritas establishes an online database in [www.Assetcalc.net](http://www.Assetcalc.net), which is used to compile records of all deficiencies and accessibility barriers, store photos, and documents related to the individual facilities, and create reports. AssetCALC™ provides the ability to list, prioritize, query, and track accessibility barrier removals. Cost data in the database is calculated using rounding. Any minor discrepancies in the costs shown in this report are the result of rounding.

### 3. ACCESSIBILITY REQUIREMENTS

---

The Americans with Disabilities Act (ADA) of 1990 provides comprehensive, wide-ranging rights and protections to individuals with disabilities in the areas of employment, public accommodations, state and local government services, and telecommunications. Many consider it one of the most important civil rights laws since the Civil Rights Act of 1964. The goal of the ADA is to help ensure equality of opportunity, full participation, and independent living to all individuals, including those with disabilities; it expressly prohibits all state and local governments and most private businesses from discriminating on the basis of disability. The ADA provides a clear and comprehensive national mandate for the elimination of discrimination against individuals with disabilities. The ADA includes the definition of a disability, and in 2008, the ADA Amendments Act expanded and better defined the definition of a disability.

The ADA defines a disability, with respect to an individual, in one of three ways: a physical or mental impairment that substantially limits one or more major life activities; a record or history of such impairment; or regarded as having such as an impairment. Major life activities include, but are not limited to, caring for oneself, performing manual tasks, seeing, hearing, eating, sleeping, walking, standing, lifting, bending, speaking, breathing, learning, reading, concentrating, thinking, communicating, and working.

The ADA is divided into five Titles: Employment, Public Services, Public Accommodations and Commercial Facilities, Telecommunications, and Miscellaneous Provisions. This report focuses on the Title II requirements.

The DOJ is responsible for the enforcement of the provisions of the ADA other than employment policy related issues. The United States Department of Justice's regulations implementing Title II of the ADA dictate that local governments and public agencies such as City of Kirkland must evaluate their services, programs, policies, and practices and identify barriers that may limit accessibility for individuals with disabilities and develop transition plans describing how they will address identified barriers.

In 2010, the Department of Justice issued revised and expanded ADA regulations. The new regulations revised and updated earlier standards as well as included new standards for various recreational uses such as play equipment, amusement rides, fishing piers, etc. These are collectively called the 2010 ADA Standards for Accessible Design (the "2010 Standards"). These new standards guide all new park construction and renovation projects. All facilities and parks have been evaluated and audited using the 2010 Standards.

Generally, Title II of the Americans with Disabilities Act (ADA) prohibits discrimination by public entities to access and use of on the basis of disability. In addition, public agencies must provide program access to all programs of the agency. Program, as used in the phrase "program access," is defined by the Department of Justice as "programs, facilities, and activities" of the public agency. Regardless of their age, programs, facilities, and activities must be maintained and operated to comply with the ADAAG, and applicable state and local accessibility regulations.

Buildings completed and occupied after January 26, 1992, are required to comply fully with ADAAG. Existing facilities constructed prior to this date are held to the lesser standard of complying to the extent allowed by structural feasibility and the financial resources available, or a reasonable accommodation must be made. However, program access by the public is still required.

A full explanation of the ADA is located in Appendix A.

## 4. COMPLIANCE STRATEGY

---

The proposed strategy for ADA compliance is a multi-phase approach for facility access as well as programmatic access. The goal of this strategy is to help ensure that the programs, services, and opportunities offered by City of Kirkland are accessible to the citizens of the Kirkland community, regardless of abilities, yet provide a realistic plan for barrier removal, which is within the fiscal capabilities of the City of Kirkland.

The provision of facility access is proposed to be based on a park level, with the initial focus on the highest use properties. As its foundation, the proposed strategy is to help ensure amenities which are in highest demand are accessible, subject to various limitations such as technically infeasible conditions and funding limitations. The strategy takes into account numerous factors such as population density, usage levels, amenity uniqueness, and other factors. This strategy will enable the best use of available funds to provide the optimal facility access to the park programs for all citizens.

Programmatic access will be an ongoing effort. The City of Kirkland will initiate efforts to improve facility access, develop, and expand its review of its many programs with a focus on policy initiatives, inclusion, and reasonable accommodation needs. Not all barriers must be removed, as long as the disabled community is accommodated, and the unique programs, facilities, and services of the City are made available for disabled users. Selected recurring amenities will be made barrier-free, so that at least one of each type of amenity is accessible.

The level of funding is expected to continue at the same level going forward. Therefore, the majority of barrier removal is not anticipated to be funded as a separate initiative, but rather as part of larger capital projects. Barrier removal must be accomplished in phases, as funding becomes available.

## 5. PRIORITIES

---

### 5.1 Facility Priorities

The City of Kirkland has established an accessibility priority rating for facilities using public usage criteria. Usage rates were determined by general visual observation by City of Kirkland staff.

The number of amenities, services, and programs available at a facility are primary factors affecting facility usage levels. Distance required to travel from residences, proximity to public transportation, and safety are secondary factors affecting usage.

### 5.2 Barrier Priorities

The scope of the individual assessments was limited to interior and exterior site features and amenities, specifically accessible parking and exterior accessible pedestrian paths of travel to and from all amenities and features provided at each site. Elements assessed included amenities such as parking, playgrounds, and restroom interiors. Bureau Veritas prioritized each of the captured barriers based on Department of Justice (DOJ) criteria focusing on the primary scope of work. Interior spaces, such as common corridors, public restrooms, and other interior elements along the common path of travel, such as water fountains, that are the responsibility of the property owner, were included.

Per DOJ Guidelines, *people with disabilities should be able to arrive on the site, approach the building or facility and its amenities, and enter as freely as everyone else.*

The following priority levels have been used to assign priorities to barriers within each property and facility.

#### **Priority 1: Path of Travel-**

**Accessible Van Parking** – Access to a public facility begins with accessible parking. Van accessible parking is deemed the most important barrier. Those with the most severe disabilities tend to require a van accessible space to accommodate their vehicle and mobility device. In addition, when only the minimum number of accessible spaces is required, it must be a van accessible space. This priority includes all barriers associated with the compliance of a van accessible space including signage, restriping, constructing or reconfiguring the pavement to accommodate the required number of spaces.

**Accessible Car Parking** – Access to a public facility begins with accessible parking. Car accessible parking is deemed the second most important barrier. This priority includes all barriers associated with the compliance of a van accessible space including signage, restriping, constructing or reconfiguring the pavement to accommodate the required number of accessible spaces.

**Accessible Approach and Entrances** – A public agency is required to take measures to provide access to a place of public accommodation and employee areas from public sidewalks, parking, or public transportation. The DOJ dictates the minimum width, cross and running slope, signage, and handrail requirements associated with pedestrian accessible routes of travel. These measures include, for example, installing an entrance ramp, correcting tripping hazards, or lessening the slope of a curb ramp. At least one route of travel to each amenity or feature should be safe and accessible for everyone, including people with disabilities.

**Priority 2: Elements used for programs, services, and activities** – Barriers may include play equipment, picnic tables, public counters, benches, and trash receptacles.

**Priority 3: Restrooms, Signage** – Barriers may include widening of toilet stalls, installation of grab bars, and lowering lavatories and mirrors.

**Priority 4: Access to Auxiliary Features and Amenities** –A public agency is required to take measures to provide access to auxiliary features and amenities along paths of travel, for instance, kiosks, water fountains, and kitchen appliances.

**Priority 5: Employee-only Areas** – Employee-only areas are required to have accessible entrances and exits, and accessible paths of travel within interior work areas and work stations. Corridors in employee-only areas, employee-only restrooms, employee-only kitchens, and employee-only break rooms are considered public areas (rather than employee-only areas) under the ADA, and therefore, are required to fully comply with accessibility regulations governing those types of areas.

Employee areas have been set as the lowest priority because the total estimated cost for barrier removal in public areas is the more pressing need.

Some of the existing accessibility barriers require a minimal amount of effort or expense to remove, and are found throughout the system. These types of barrier removals are called "low hanging fruit," or easy barrier removal. "Low hanging fruit" is defined as accessibility barrier removal that can be incorporated into recurring work being completed on a life cycle basis, and which is relatively low in cost.

## 6. CITY OF KIRKLAND FUNDING LEVELS

---

The City of Kirkland has a 2021-2022 Budget of \$812,490,448, for the biennium .

Within the City's Budget, Parks and Community Services had a budget of \$20,895,117. The 2021/2022 Parks and Community Services budget does not list capital expenditures, it does include \$6,742,225 for Park Operation and Maintenance.

The City of Kirkland, in conjunction with the Parks and Community Services, will need to identify future funding sources. This may include budget line items, creating additional sources of income, or passing a bond resolution. This list is not all inclusive, nor is the list required means to develop the funds to remove barriers to accessibility.

The Transition Plan is broken into six phases, based on priority and severity of the barriers. Each phase does not have a time frame to start or complete, the time will be based on the City's ability to fund these projects. Barriers may also be removed in conjunction with the Parks and Community Services, and Open Space Master Plan.

As part of the annual review of the Transition Plan by the ADA Coordinator, the work may be shifted and adjusted based on changing needs within the community.



## 7. TRANSITION PLAN COMPONENTS

---

### 7.1 Overview

The Transition Plan is a snapshot in time to evaluate and prioritize accessibility barrier removal throughout the City of Kirkland' Parks and Community Service Facilities system. The Transition Plan will be a living document and not a static view of the existing state of ADA compliance at the City of Kirkland. As such, it can be modified and updated on a periodic basis to reflect barrier removal efforts, changes in economic conditions, new and revised strategies, and future public input.

The Transition Plan is a flexible document, as strategies, priorities, and funding opportunities change. City of Kirkland demographics may vary from the current demographic composition of King County. Public preferences for recreational types may change, while funding priorities and funding levels may change as well.

The Transition Plan will require modification as conditions and priorities are changed, new ADA requirements are issued by DOJ, and/or unanticipated policy or fiscal needs shifts occur.

As the ADA Coordinator Truc Dever, for City of Kirkland, is responsible for overseeing and updating, the City of Kirkland's Transition Plan. At a minimum of at least once a year, the Transition Plan should be updated, noting the barriers removed and any changes to the funding noted. Truc Dever can be reached at 425-587-3221 and/or [ADACoordinator@kirklandwa.gov](mailto:ADACoordinator@kirklandwa.gov).

### 7.2 System Barrier Summary

The removal of all identified physical accessibility barriers in the system is estimated to cost \$5,392,278. The existing barrier planning level cost estimate totals are summarized in Table 7.2 below:

Facility / Building	Priority 1		Priority 2		Priority 3		Priority 4		Priority 5		Total	
	Est. Cost	Items	Est. Cost	Items	Est. Cost	Items	Est. Cost	Items	Est. Cost	Items	Est. Cost	Items
132nd Square Park	\$184,370	86	\$8,413	17	\$14,720	31	\$8,000	1			\$215,503	135
2nd Avenue South Dock	\$175,848	8	\$16,730	1							\$192,578	9
Brookhaven Park	\$15,158	7	\$1,300	1							\$16,458	8
Bud Homan Park	\$12,017	5					\$1,300	1			\$13,317	6
Carillon Woods	\$15,291	6	\$6,534	4	\$282	1					\$22,106	11
Cedar View Park	\$17,864	6	\$1,150	4			\$1,300	1			\$20,314	11
Cotton Hill Park												0
Crestwoods Park	\$209,478	67	\$15,329	10	\$11,139	29	\$12,720	6			\$248,666	113
David E. Brink Park	\$54,724	10			\$810	2	\$8,238	2			\$63,772	14
Doris Cooper Houghton Beach Park	\$300,614	15	\$4,638	5	\$8,604	11					\$313,856	31
Edith Moulton Park	\$79,926	30	\$1,135	4	\$1,836	4	\$14,900	3			\$97,797	42
Everest Park	\$253,558	63	\$6,335	15	\$17,855	15	\$8,238	2			\$285,985	95
Forbes Creek Park	\$33,162	17	\$1,060	4			\$1,300	1			\$35,522	22
Forbes Lake Park	\$36,388	2									\$36,388	2
Hazen Hills Park	\$15,295	7			\$238	1					\$15,533	8
Heritage Hall & Park	\$299,164	33	\$6,329	8	\$3,932	14	\$500	2			\$309,925	57
Heronfield Wetlands									\$71,872	7	\$71,872	8
Highlands Park	\$22,924	7	\$8,100	6			\$16,052	3			\$47,076	16
Josten Park	\$30,827	16	\$24,220	4			\$1,300	1			\$56,347	21
Juanita Bay Park	\$449,069	45	\$400	2	\$7,781	22	\$8,000	1	\$6,300	1	\$471,550	71
Juanita Beach Park	\$213,404	46	\$1,240	6	\$14,718	8					\$229,362	60
Juanita Heights Park	\$22,251	3									\$22,251	3
Kingsgate Park	\$16,285	7	\$160	1							\$16,445	9
Kirkland Teen Union Building	\$41,897	12	\$4,240	8	\$7,184	18	\$15,880	2			\$69,201	40
Kiwanis Park	\$12,763	2	\$1,000	1							\$13,763	3
Lake Ave W Street End Park	\$13,343	3									\$13,343	3
Marina Park	\$68,774	25	\$4,054	2	\$3,004	7	\$8,000	1			\$83,832	35
Mark Twain Park	\$182,516	45	\$8,746	11			\$1,300	1			\$192,562	57
Marsh Park	\$88,439	14			\$8,329	7	\$16,358	4			\$113,126	25
McAuliffe Park	\$70,461	30	\$5,939	8	\$14,771	7	\$8,000	1			\$99,171	46
North Kirkland Community Center and Park	\$363,778	47	\$21,888	20	\$23,700	46	\$21,977	5			\$431,343	118
North Rose Hill Woodlands Park	\$200,419	68	\$58,639	15	\$3,120	2	\$13,320	6			\$275,497	91
O. O. Denny Park	\$76,038	21	\$2,925	4	\$4,056	10	\$5,440	1			\$88,459	38
Ohde Avenue Pea Patch	\$18,199	3			\$3,000	1					\$21,199	4
Peter Kirk Park	\$279,805	67	\$56,356	34	\$49,728	48	\$34,925	7			\$420,814	156
Phyllis Needy Houghton Neighborhood	\$49,195	9	\$2,791	5	\$1,545	6	\$8,000	1			\$61,531	21
Reservoir Park	\$23,291	8	\$25,659	5			\$1,300	1			\$50,250	14
Rose Hill Meadows	\$79,058	51	\$4,315	7	\$3,211	2	\$7,500	3			\$94,084	63
Settler's Landing	\$9,594	4									\$9,594	4
Snyders Corner Park												0
South Norway Hill Park	\$13,588	3								1	\$13,588	4
South Rose Hill Park	\$19,957	7	\$5,760	4	\$1,017	5	\$8,238	2			\$34,972	18
Spinney Homestead Park	\$111,325	43	\$8,230	5	\$3,108	2	\$22,538	6			\$145,201	56
Street End Park	\$2,400	1									\$2,400	1
Terrace Park	\$77,266	9	\$8,066	2	\$4,091	2					\$89,424	13
Tot Lot & Pea Patch	\$27,233	14	\$18,338	9	\$3,323	3	\$280	1			\$49,174	27
Totem Lake Park	\$39,109	18	\$25,093	3	\$4,396	14					\$68,598	35
Van Aalst Park	\$18,145	5	\$20,920	5			\$6,300	2			\$45,365	12
Watershed Park												0
Waverly Beach Park	\$59,967	13	\$1,936	3	\$9,279	15	\$8,000	1			\$79,182	32
Windsor Vista Park	\$21,583	7	\$2,400	4							\$23,983	12
Yarrow Bay Wetlands												0
<b>Grand Total</b>	<b>\$4,425,762</b>	<b>1015</b>	<b>\$390,366</b>	<b>247</b>	<b>\$228,775</b>	<b>333</b>	<b>\$269,203</b>	<b>69</b>	<b>\$78,172</b>	<b>9</b>	<b>\$5,392,278</b>	<b>1680</b>

NOTE: Due to rounding, the totals shown in this table and the individual tables in the Appendices differ from Table 7.2, System Barrier Summary, and the tables in the AssetCalc management database by approximately \$15.

For the accessibility summaries of individual facilities, see Appendix B.

## 7.3 Barrier Removal Strategy

The City of Kirkland has adopted a multi-phase strategy using the ranking criteria of facility usage levels to determine the phases for barrier removal. The long-term goal is to make all unique amenities and at least one of each type of recurring amenity accessible. In order to meet the programmatic requirement for accessibility of programs, facilities, and services to the disabled by local agencies, the District will make accommodations for the disabled when requested. For further explanation of the obligations of a public agency, see Appendix A, section 1.2.1.

The recommended phases for barrier removal are:

- Phase One
  - 132<sup>nd</sup> Square Park
  - Crestwood Park
  - David E Brink Park
  - Doris Cooper Houghton Beach Park
  - Everest Park
  - Juanita Beach Park
  - McAuliffe Park
  - O O. Denny Park
  - Totem Lake Park
- Phase Two
  - Heritage Hall & Park
  - Juanita Bay Park
  - Marina Park
  - Marsh Park
  - North Rose Hill Woodlands Park
  - Waverly Beach Park
- Phase Three
  - Brookhaven Park
  - Bud Homan Park
  - Carillon Woods
  - Cedar View Park
  - Hazen Hills Park
  - Mark Twain Park
  - North Kirkland Community Center and Park
  - Spinney Homestead Park
- Phase Four
  - Edith Moulton Park
  - Forbes Creek Park
  - Forbes Lake Park
  - Peter Kirk Park
  - Kirkland Teen Union Building
  - Rose Hill Meadows



- Phase Five
  - 2<sup>nd</sup> Ave South Dock
  - Heronfield Wetlands
  - Highlands Park
  - Josten Park
  - Juanita Heights Park
  - Kingsgate Park
  - Kiwanis Park
  - Lake Ave West Street End Park
  - Phyllis Needy Houghton Neighborhood,
- Phase Six
  - Cotton Hill Park
  - Ohde Avenue and Pea Patch
  - Reservoir Park,
  - Settler's Landing
  - Snyder's Corner Park
  - South Norway Hill Park
  - South Rose Hill Park
  - Street End Park
  - Terrace Park
  - Tot Lot and Pea Patch
  - Van Aalst Park
  - Watershed Park
  - Windsor Vista Park
  - Yarrow Bay Wetlands.

The planning level cost estimates for each phase are summarized below:

Phases	Estimated Cost	Barriers
One	\$1,613,378	567
Two	\$1,333,115	311
Three	\$856,839	275
Four	\$753,805	325
Five	\$495,206	93
Six	\$339,950	109
Totals	\$5,392,293	1680

See Appendix C for the full listing of barriers in each phase.

## 7.4 Conclusion

The establishment of planned phases for barrier removal is determined by the criteria adopted by City of Kirkland's Parks and Community Services, the regulations of the Americans with Disabilities Act, and by the necessity to schedule barrier removals within an established framework. The timing of the completion of each phase of barrier removal is subject to a number of factors. The framework timeline will be determined by the following factors, as well as potential unknown additional factors, which will determine any changes to and specificity of the Transition Plan, which may be required in future years:

- Funding sources and funding timelines
- Level of ADA barrier removal, with the highest ranking given to the highest use areas
- Opportunity to combine ADA barrier removal with scheduled capital improvements, such as playground replacements, parking lot renovations, restroom repairs or park reconstruction
- Development of a work program to eliminate "low hanging fruit" (easily removed barriers)
- Realistic time frame for accomplishment based on fiscal capability
- Demographic distributions
- Input from the community

Planning level estimated values for barrier removal will change over time due to inflation, changes in construction practices and materials, and unanticipated changes or additions to accessibility regulations. It is expected that the total cost of required accessibility barrier removal will change over time due to the completion of individual barrier removal efforts and due to funding of capital projects which incorporate barrier removal in the immediate and distant future.

## 8. APPENDICES

---

Appendix A - ADA Title II Requirements

Appendix B - Accessibility Summaries by Facility

Appendix C - Barriers by Transition Plan Phase

Appendix D – Community Survey Summary



---

---

# **APPENDIX A**

## **ADA TITLE II REQUIREMENTS**

---

---

## The Americans with Disabilities Act

With the passage of the Americans with Disabilities Act in 1990, people with disabilities were, for the first time, assured of access to all programs and services provided by state and local government agencies. Previously, under Section 504 of the Rehabilitation Act of 1973, as amended, only those public entities that receive federal funding were explicitly prohibited from discriminating on the basis of disability. Title II of the Americans with Disabilities Act applies Title I regulations to most public entities and became effective on January 26, 1992.

The Americans with Disabilities Act is divided into five areas, Titles I through V.

Title I- Employment: Title I of the Americans with Disabilities Act prohibits all employers, including government agencies, from discriminatory practices in the hiring, training, advancement, compensation, or discharge of any employee, or in any terms, conditions, and rights of employment.

Title II- Public Services: Title II of the American Disabilities Act, which governs state and local government entities, prohibits all public entities, even those completely independent from federal funding, from discriminating against people with disabilities. Generally, Title II of the Americans with Disabilities Act (ADA) prohibits discrimination by state and local government entities to access and use of "areas of public accommodations" and "public facilities" on the basis of disability.

Title III- Public Accommodations and Commercial Facilities: Title III requires places of public accommodation (privately funded and operated facilities) and commercial facilities that serve the public to be accessible to and usable by people with disabilities.

Title IV- Telecommunications: Title IV covers private telecommunication carriers offering services to the public to increase the availability of interstate and intrastate telecommunication relay services to individuals with hearing and speech impairments.

Title V- Miscellaneous Provisions: Title V contains miscellaneous provisions, including construction standards and practices, provisions for attorneys' fees, and technical assistance provisions.

Terms such as "Public Entity" and "Governmental Agency" are applicable to Title II entities, which are defined as state and local governments.

The Department of Justice (DOJ) is tasked with enforcement of the ADA.

## Scope of Title II

Title II is divided into two subtitles. This discussion focuses only on Subtitle A, which is implemented by the Department of Justice's Title II regulation at 28 CFR § Part 35. Subtitle B covers public transportation and is implemented by the Department of Transportation's regulation. Subtitle B provisions are not applicable to this report, since parks are not a mode of public transportation. The use of the term "Title II" anywhere in the Transition Plan report refers only to Subtitle A.

## 28 CFR §35.102 Application

(a) Except as provided in paragraph (b) of this section, this part applies to all services, programs, and activities provided or made available by public entities.



(b) To the extent that public transportation services, programs, and activities of public entities are covered by Subtitle B of Title II (42 U.S.C.12141) of the ADA, they are not subject to the requirements of this part.

The obligation to comply with Title II extends to all public entities, including:

- Any state or local government
- Any department, agency, special purpose district, or other instrumentality of a state or local government

All local agencies, including municipalities, are required to comply with Title II because they are considered "instrumentalities" of the state government. All programs, activities, and services of local government, including municipalities, must be in compliance with Title II. Examples of activities covered include:

- The operation of all services and programs offered by the entity;
- All aspects of the employment relationship; and
- Services carried out by contractors.

Title II covers any and all events the local government system offers, for example, any public meetings, entertainment or lecture series, all events offered by the school system including after-school activities and social events, festivals or other special events, and all services provided for the public or staff. Services provided by any private contractors on behalf of the municipal system must also comply fully with relevant provisions of Title II.

Under Title II, a public entity (i.e. governmental agency) shall operate each service, program, or activity so that the service, program, or activity, when viewed in its entirety, is readily accessible to and usable by individuals with disabilities. The local government may not deny the benefits of its programs, activities and services to individuals with disabilities because its facilities are inaccessible.

Public meeting rooms must be accessible to people with disabilities. Buildings where public meetings, services, programs or activities take place must provide access to telephones and restrooms, if provided, for people with disabilities as well as the general public. When a program, service or activity is scheduled in an inaccessible location and a person with a disability notifies the agency of their desire or need to participate, that program, service or activity must be moved to an accessible location.

The government must maintain equipment and features of facilities in working order, if those features and equipment are required to provide ready access to individuals with disabilities. Isolated or temporary interruptions in access due to maintenance and repair of accessible features are not prohibited. For example, where the governmental agency must provide an accessible route, the route must remain accessible and not blocked by obstacles such as furniture, filing cabinets, or potted plants. An isolated instance of placement of an object on an accessible route, however, would not be a violation if the object is promptly removed. Similarly, accessible doors must be unlocked when the governmental agency's offices are open for business.

Mechanical failures in equipment such as elevators or automatic doors will occur from time to time. The obligation to help ensure that facilities are readily accessible to and usable by individuals with disabilities would be violated if repairs are not made promptly or if improper or inadequate maintenance causes repeated failures.

However, this does not --

- (1) Necessarily require a public entity to make each of its existing facilities accessible to and usable by individuals with disabilities;
- (2) Require a public entity to take any action that would threaten or destroy the historic significance of an historic property; or
- (3) Require a public entity to take any action that it can demonstrate would result in a fundamental alteration in the nature of a service, program, or activity or in undue financial and administrative burdens. In those circumstances where personnel of the public entity believe that the proposed action would fundamentally alter the service, program, or activity or would result in undue financial and administrative burdens, a public entity has the burden of proving that compliance with 35.150(a) of this part would result in such alteration or burdens. The decision that compliance would result in such alteration or burdens must be made by the head of a public entity or his or her designee after considering all resources available for use in the funding and operation of the service, program, or activity, and must be accompanied by a written statement of the reasons for reaching that conclusion. If an action would result in such an alteration or such burdens, a public entity shall take any other action that would not result in such an alteration or such burdens but would nevertheless help ensure that individuals with disabilities receive the benefits or services provided by the public entity.

In summary, Title II requires state, county, and city governments to help ensure that all of their programs, services, and activities, when viewed in their entirety, are accessible to people with disabilities. Program access is intended to remove physical barriers to state, county, and city services, programs, and activities, but it generally does not require that a government agency make each facility, or each part of a facility, accessible. For example, all restrooms in a facility may not be accessible. However, signage directing people with disabilities to the accessible features and spaces in a facility, including at least one accessible restroom, should be provided.

Program accessibility may be achieved in a variety of ways. State, county, and city governments may choose to make structural changes to existing facilities to achieve access, or can pursue alternatives to structural changes to achieve program accessibility. For example, governments can move public meetings to accessible buildings, or can relocate services for individuals with disabilities to accessible levels or sections of buildings. When choosing between possible methods of program accessibility, governments must give priority to the choices that offer services, programs, and activities in the most integrated setting appropriate. [28 C.F.R. § 35.149, 35.150, 35.151, 35.163]

## Definition of Disability

The ADA stipulates a three-pronged definition of disability. Disability is defined as an individual who:

- Has a physical or mental impairment that substantially limits one or more major life activities; or
- Has a record or history of such an impairment; or
- Is perceived or regarded as having such an impairment;
- Major life activities encompasses activities such as caring for oneself, performing manual tasks, walking, seeing, hearing, speaking, breathing, learning and working. [28 CFR § 35.104]

## Human Resources

The ADA requires equal opportunity for the disabled in all areas of employment practices, including the application process, interviewing, testing, hiring, job assignment, evaluation, discipline, medical examinations, compensation, promotion, on-the-job training, layoff/recall, termination, leave and benefits such as health insurance. The nondiscrimination requirement applies to the hiring process, as well as employees.

The ADA requires that all employees be provided equal access to benefits, such as health insurance, regardless of disability. However, the regulations also indicate that certain restrictions, such as preexisting condition waiting periods or caps on particular types of services, such as out-patient physical therapy, are permissible unless proven to be a subterfuge for discrimination.

The ADA requirements for the hiring protocol and all areas of responsibility of the human resources department extend to seasonal workers, workers covered by collective bargaining agreements and works who may be hired through outside agencies. Volunteers, interns or student teachers who may be placed at an agency program or recruiters are not necessarily defined as government employees.

An important factor in the Self-Evaluation process is the identification of unionized employees and the terms of union agreements. For example, the terms of a collective bargaining agreement may include job restructuring or reassignment requests, which may affect seniority provisions. If the granting of requests would create an undue hardship, the Equal Employment Opportunity Commission (EEOC) has the authority to determine on a case-by-case basis whether the claim of undue hardship is valid.

Employment regulations treat alcohol and drug use differently. Alcoholism is recognized as a disability under the ADA; however, employers do not have to tolerate poor work performance due to alcoholism. If a person with alcoholism is provided only one paid leave for treatment of the alcoholism, while persons with different diseases are provided multiple paid leave, then such a provision is a violation of the ADA.

The ADA does not protect an individual currently engaging in the illegal use of drugs. However, a person with a history of drug addiction who (1) has been successfully rehabilitated or is participating in a drug rehabilitation program and (2) is not engaging in the illegal use of drugs is protected if the person is a qualified individual with a disability. An individual who is erroneously regarded as being a drug addict is also protected. [28 CFR § 35.104, 131]

## **Communications**

People who have disabilities that affect hearing, seeing, speaking, reading, writing or understanding may use different ways to communicate than people who do not. Governmental agencies are required to take steps to help ensure that the agency's communications with people with disabilities are as effective as communications with others. [28 CFR § 35.160(a)(1)]

This effective communication requirement applies to all members of the public with disabilities, including job applicants, program participants, and even people who simply contact state or local government agencies seeking information about programs, services, events or activities. The requirement applies to all agencies and to all modes of communication including written, spoken, telecommunications, television and video. Specifically, where the governmental agency communicates by telephone with applicants and any other person, text phones (TTY's) or equally effective telecommunications systems are required to be used for individuals who are deaf, hard of hearing, or have speech impairments. [28 CFR § 35.161]

When the government uses an automated-attendant system, including, but not limited to, voice mail and messaging, or an interactive voice response system, for receiving and directing incoming telephone calls, that system must provide for real-time communication with individuals using auxiliary aids and services, including TTY's and all forms of FCC-approved telecommunications relay system, including Internet-based relay systems. [28 CFR § 35.161]

Under 28 CFR § 35.161, the ADA requires that all Public Safety Answering Points (PSAPs) provide direct and equal access to their services for people with disabilities who use text phones (TTYs). All basic emergency services are included in this requirement. Both primary and secondary PSAPs have the same responsibilities under the ADA. To be in compliance, every call-taking position within the PSAP must have its own TTY or TTY-compatible equipment.

Additionally, telephone emergency services, including 911 services, shall provide direct access to individuals who use telecommunication devices for the deaf (TDD's) or computer modems. [28 CFR § 35.162]

The governmental agency must provide equal access to the programs, services and activities available on the agency's website(s). This can include making websites accessible to people with disabilities, or providing an alternative format for people to access the information, programs and services available through the web. In order to aid development of a government website which is accessible, the web administrator can consult the Web Content Accessibility Guidelines, developed by the Web Content Accessibility Working Group, which is part of the World Wide Web Consortium Web Accessibility Initiative, and available at <http://www.w3.org/TR/WCAG20>.

When an auxiliary aid or service is requested, the Department must provide an opportunity for the requester to specify aids or services of their choice, and that choice must be given primary consideration. There are many types of auxiliary aids and services that may be used to provide effective communication for people with disabilities, but not all ways work for all people or even for people with the same type of disability. The law does not require the agency to provide every one of these aids and services, but it does require that each person who interacts with the agency receives effective communication. [28 CFR § 35.160]

## **Requirements for an ADA Coordinator**

A Title II entity with more than 50 employees must designate an ADA Coordinator who coordinates agency efforts to comply with and carry out the responsibilities of the ADA. The coordinator provides a single point of contact for members of the public about ADA and the agency. In order to help ensure that individuals can easily identify the ADA Coordinator, the governmental agency must provide the ADA Coordinator's name, office address, and telephone number to all interested individuals [28 CFR § 35.107].

The ADA Coordinator facilitates compliance with the ADA and provides expertise regarding the American Disability Act and ADA Standards. The ADA coordinator receives and investigates complaints related to discrimination on the basis of disability.

Under 28 CFR § 35.107, a grievance procedure is required for public entities of 50 or more employees. Title II entities are required to adopt and publish grievance procedures providing for prompt and equitable resolution of complaints alleging any action that would be prohibited by 28 CFR § 35.

## **New Construction and Alterations**

A public Title II entity may not deny the benefits of its programs, activities, and services to persons with disabilities because its existing facilities are inaccessible. Thus, it is the general availability of a program to persons with disabilities that must be evaluated, not compliance with facility standards developed for new construction and alterations.

While state and local governments may wish to measure the accessibility of their existing buildings against the scoping and technical provisions in the 2010 Standards, program accessibility may be achieved without making every existing facility - or every part of an existing building - accessible. Alternatives to building retrofit can include the temporary relocation of an activity to an accessible facility or the delivery of the service or benefit by other means. In many cases, however, permanent construction that provides physical access may be the most efficient and economical approach to program access, particularly when life cycle costs are considered.

Although physical changes are required only when there is no other feasible way to make a program accessible, public entities are nevertheless required to give priority to methods that result in the most integrated setting appropriate. The program access obligation is limited: title II entities do not have to take actions that they can demonstrate would result in a fundamental alteration in the nature of a program or that would impose undue financial or administrative burdens.

In compliance with 28 CFR §35.151 (c), if new construction and alterations to a facility were begun prior to September 15, 2010, then the facility or portion of the facility that is affected by the alteration shall comply with the 1991 standards. If new construction and alterations to a facility were begun on or after September 15, 2010, and before March 15, 2012, then either the 1991 standards or the 2010 ADA Standards for Accessible Design are applicable. For all new construction or alterations begun on or after March 15, 2012, the 2010 ADA Standards for Accessible Design are applicable. New construction and alterations must fully comply with all applicable 2010 ADA Standards for Accessible Design if begun on or after March 15, 2012.

The DOJ definition of the commencement of construction is the establishment of a physical object, such as a foundation wall, rather than the groundbreaking first shovel and initial grading of the site.

Existing facilities (including all buildings, exterior facilities, and the on-site access to them) constructed prior to January 26, 1992, and not altered in any way since that date, are held to the lesser standard of complying, with the extent allowed by structural feasibility and the financial resources available, or when a reasonable accommodation can be made.

If the cost of providing a path of travel to an altered facility is more than 20% of the cost of the alteration to the primary function area, then the cost is disproportionate to the overall area and therefore not required. Costs that may be considered as part of the cost of providing an accessible path of travel may include: (1) the costs associated with providing an accessible entrance and an accessible route to the altered area, for example, the cost of widening doorways or installing ramps; (2) costs associated with making restrooms accessible, such as installing grab bars, enlarging toilet stalls, insulating pipes, or installing accessible faucet controls, if the restroom is not the primary function of the area (e.g. the restroom is not in a highway rest area); (3) costs associated with providing accessible telephones, such as relocating the telephone to an accessible height, installing amplification devices, or installing a text telephone (TTY); and (4) costs associated with relocating an inaccessible drinking fountain. [28 C.F.R. § 35.151(b)(4)(iii)]

When the cost of alterations necessary to make the path of travel to the altered area fully accessible is disproportionate to the cost of the overall alteration, the path shall be made accessible to the extent that it can without incurring disproportionate costs. In choosing which accessible elements to provide, priority should be given to those elements that will provide the greatest access, in the following order: (1) an accessible entrance; (2) an accessible route to the altered area; (3) at least one accessible restroom for each sex or a single unisex restroom; (4) accessible telephones; (5) accessible drinking fountains; and (6) when possible, additional accessible elements such as parking storage and alarms. [28 CFR § 35.151(b)(4)(iv)] A series of smaller alterations cannot be used to evade the requirement if the alterations are served by a single path of travel. [28 C.F.R. § 35.151(b)(4)(v)]

## Safe Harbor

The 2010 ADA Standards for Accessible Design use the terms incremental change and supplemental change. Incremental changes are those elements which were requirements under the 1991 standards, but which were changed in some way under the 2010 standards. Supplemental changes are those regulations or regulatory areas which were not included in the 1991 standards, but are included in the 2010 standards.

"Safe harbor" is the term used in the 2010 ADA Standards to describe situations where the 2010 incremental changes to the ADA regulations are not required if alterations to the building or facility are not made. Specifically, "safe harbor" applies to a path of travel. "A 'path of travel' includes a continuous, unobstructed way of pedestrian passage by means of which the altered area may be approached, entered, and exited, and which connects the altered area with an exterior approach (including sidewalks, streets, and parking areas), an entrance to the facility and other parts of the facility. "[28 CFR § 35.151(b)(4)(ii)] "An accessible path of travel may consist of walks and sidewalks, curb ramps and other interior or exterior pedestrian ramps; clear floor paths through lobbies, corridors, rooms, and other improved areas; parking access aisles; elevators and lifts; or a combination of these elements. For the purposes of the section the term 'path of travel' also includes the restrooms, telephones and drinking fountains serving the altered area." [28 C.F.R. § 35.151(b)(4)(ii)(B)]

Safe harbor applies only if a building or facility built after July 26, 1992 was compliant with the 1991 standards prior to the enforceable date of the 2010 regulations, which is March 15, 2012. "Safe harbor" is granted to facilities or buildings if and only if the facilities are fully in compliance with the 1991 standards prior to March 15, 2012. However, if alterations are made after March 15, 2012, the alteration of the building or facility must fully comply with the 2010 standards, and any other portions of the existing building or facility that are substantially affected by the alteration in terms of their use, must also comply with the 2010 standards. "Safe harbor" does not apply to areas of supplemental change. For instance, the 2010 standards include regulations for exercise equipment or exercise areas, play areas, recreational boating, mini-golf, swimming pools, bowling, and court sports, but those regulations are not governed by "safe harbor." Other supplemental changes not enumerated here are also not covered by "safe harbor". [28 C.F.R. § 35.151(b)(4)(ii)(c)]

For example, one of the regulated areas where "safe harbor" makes an impact is in a single occupant restroom. The 2010 ADA Standards for Accessible Design require a clear floor space next to the water closet, while the 1991 ADAAG allows the lavatory to overlap the clear space. The intent of the new provisions is to allow space for a side transfer to the water closet. The 2010 ADA Standards allow the door to swing into the bathroom as long as there is a clear floor space past the swing of the door, so that a person can enter the room, shut the door and then maneuver. The 1991 ADAAG does not allow the door swing and the clear floor space to overlap for any of the fixtures. While the 2010 standards do not allow clear space overlap in multi-stall bathrooms, overlap is allowed in single occupant bathrooms.



## Undue Burden

A public entity must operate each service, program, or activity so that when viewed in its entirety, the service, program, or activity is readily accessible to and usable by individuals with disabilities. This does not necessarily require the public entity to make each of its facilities accessible to and usable by individuals with disabilities. Additionally, a public entity is not required to take any action that would threaten or destroy the historical significance of an historic property.

If the state or local government agency can demonstrate that an action would result in a fundamental alteration in the nature of a service, program, or activity or in undue financial and administrative burdens, then the decision must be made in a written statement describing the reason for the conclusion, and the decision must be made by the head of the government agency, or his or her designee after considering all resources available for use in the funding and operation of the service, program, or activity. The public entity has the burden of proof that compliance with 28 CFR § 35.151 would result in such alterations or burdens.

If an action would result in a fundamental alteration of the service, program, or activity or in undue financial and administrative burdens, the Title II entity shall take any other action to help ensure that individuals with disabilities receive the benefits or services provided by the state or local government agency.

## Self-Evaluation Requirements

A Self-Evaluation is a governmental organizations' evaluation of its current services, policies and practices, and all physical facilities. The Self-Evaluation comprises three components: 1. Data gather/assessments/internal reviews, etc., 2. The Transition Plan, and 3. Action to make necessary modifications. A government entity is required to conduct a Self-Evaluation within one year of the effective date of 28 CFR § 35.105, the effective date being March 15, 2011. All governments were required to complete a Self-Evaluation of their facilities, programs, policies, and practices by January 26, 1993. The evaluation required by March 15, 2012 is required to cover any and all areas that were not covered under the previous Self-Evaluation, including any programs or facilities that were altered since the previous Self-Evaluation. If a previous self-evaluation was not conducted, then the Self-Evaluation required by March 15, 2012 must include all facilities, services, policies, and practices.

The Self-Evaluation identifies and corrects those policies and practices that are inconsistent with Title II's requirements. Self-Evaluations should consider all of a local government's programs, activities, and services, as well as the policies and practices that a governmental agency has put in place to implement its various programs and services. Remedial measures necessary to bring the programs, policies, and services into compliance with Title II should be specified -- including, but not limited to: (1) relocation of programs to accessible facilities; (2) offering programs in an alternative accessible manner; (3) structural changes to provide program access; (4) policy modifications to help ensure nondiscrimination; and (5) auxiliary aids needed to provide effective communication. [28 CFR §§ 35.105, 35.150(d)] The Self-Evaluation process identifies those policies and practices that are inconsistent with the requirements of Title II of the ADA. As part of the Self-Evaluation, the governmental agency is required to:

- A. Identify all of its programs, activities, and services.
- B. Review all the policies and practices that govern the administration of the governmental agency's programs, activities, and services.
- C. Examine each program to determine whether any physical barriers to access exist, including whether

individuals with mobility impairments are provided access to public meetings.

- D. Review its policies and practices to determine whether any have the effect of excluding or limiting the participation of individuals with disabilities in the governmental agency's programs, activities, or services. The Self-Evaluation should provide justification for any agency policy that creates a barrier for people with disabilities that will not be modified.
- E. Review its policies to assess whether communications with persons with disabilities are as effective as its communication with others.
- F. Review its policies for responding to requests for accommodations to help ensure such requests are responded to expeditiously.
- G. Review its employment practices to assess whether they comply with other applicable nondiscrimination requirements, including Section 504 of the Rehabilitation Act and the ADA regulations issued by the Department of Justice.
- H. Review its building and construction policies to assess whether construction of each new facility or part of a facility, or alteration of existing facilities, conforms to the standards designated under the Title II regulations.
- I. Provide the opportunity to interested persons, including individuals with disabilities or organizations representing individuals with disabilities, to participate in the Self-Evaluation process by submitting comments.

In addition, a public entity that employs 50 or more persons shall for at least three years following completion of the Self-Evaluation maintain on file and make available for public inspection: (1) a list of the interested persons consulted; (2) a description of areas examined and any problems identified, and (3) a description of any modification made.

## Transition Plan Requirements

If a state or local government that employs 50 or more persons decides to make structural changes to achieve program access, it must develop a transition plan that identifies those changes and sets a schedule for implementing them. Transition plans must be available to the public.

28 CFR §35.150 (d) Transition plan: (1) In the event that structural changes to facilities will be undertaken to achieve program accessibility, a public entity that employs 50 or more persons shall develop, within six months of the effective date of this part, a transition plan setting forth the steps necessary to complete such changes. A public entity shall provide an opportunity to interested persons, including individuals with disabilities or organizations representing individuals with disabilities, to participate in the development of the transition plan by submitting comments. A copy of the transition plan shall be made available for public inspection.

(2) If a public entity has responsibility or authority over streets, roads, or walkways, its transition plan shall include a schedule for providing curb ramps or other sloped areas where pedestrian walks cross curbs, giving priority to walkways serving entities covered by the Act, including State and local government offices and facilities, transportation, places of public accommodation, and employers, followed by walkways serving other areas.

(3) The plan shall, at a minimum -

- (i) Identify physical obstacles in the public entity's facilities that limit the accessibility of its programs or activities to individuals with disabilities;
- (ii) Describe in detail the methods that will be used to make the facilities accessible;



(iii) Specify the schedule for taking the steps necessary to achieve compliance with this section and, if the time period of the transition plan is longer than one year, identify steps that will be taken during each year of the transition period; and

(iv) Indicate the official responsible for implementation of the plan.

28 CFR §35.151(b)(4) path of travel requirements apply only to alterations undertaken solely for purposes other than to meet program accessibility requirements of 28 CFR §35.150 provides additional guidance regarding the duty to provide accessible features in the event of disproportionality of the cost to make corrections to barriers with the overall project costs. In the event of disproportionality, 28 CFR §35.151 (b) (4) Path of Travel (iv) states that when the cost of alterations necessary to make the path of travel to the altered area fully accessible is disproportionate to the cost of the overall alteration, the path of travel shall be made accessible to the extent that it can be made accessible without incurring disproportionate costs. Additional guidance supplied in relation to choosing which accessible elements to provide, priority should be given to those elements that will provide the greatest access, in the following order—

**Priority 1:** An accessible entrance;

**Priority 2:** An accessible route to the altered area;

**Priority 3:** At least one accessible restroom for each sex or a single unisex restroom;

**Priority 4:** Accessible telephones

**Priority 5:** Accessible drinking fountains; and

**Priority 6:** When possible, additional accessible elements such as parking, storage, and alarms

These priorities are provided for guidance only. The individual Title II entity can develop its own priorities to provide reasonable accommodation.

---

---

## **APPENDIX B**

### **ACCESSIBILITY SUMMARIES BY FACILITY**

---

---

Facility / Building	Priority 1		Priority 2		Priority 3		Priority 4		Priority 5		Total	
	Est. Cost	Items	Est. Cost	Items	Est. Cost	Items	Est. Cost	Items	Est. Cost	Items	Est. Cost	Items
132nd Square Park												
132nd Square Park	\$184,370	86	\$8,413	17	\$14,720	31	\$8,000	1			\$215,503	135
Subtotal	\$184,370	86	\$8,413	17	\$14,720	31	\$8,000	1			\$215,503	135
2nd Avenue South Dock												
2nd Avenue South Dock	\$175,848	8	\$16,730	1							\$192,578	9
Subtotal	\$175,848	8	\$16,730	1							\$192,578	9
Brookhaven Park												
Brookhaven Park	\$15,158	7	\$1,300	1							\$16,458	8
Subtotal	\$15,158	7	\$1,300	1							\$16,458	8
Bud Homan Park												
Bud Homan Park	\$12,017	5					\$1,300	1			\$13,317	6
Subtotal	\$12,017	5					\$1,300	1			\$13,317	6
Carillon Woods												
Carillon Woods	\$15,291	6	\$6,534	4	\$282	1					\$22,106	11
Subtotal	\$15,291	6	\$6,534	4	\$282	1					\$22,106	11
Cedar View Park												
Cedar View Park	\$17,864	6	\$1,150	4			\$1,300	1			\$20,314	11
Subtotal	\$17,864	6	\$1,150	4			\$1,300	1			\$20,314	11
Cotton Hill Park												
Cotton Hill Park												1
Subtotal												1
Crestwoods Park												
Crestwoods Park	\$209,478	67	\$15,329	10	\$11,139	29	\$12,720	6			\$248,666	113
Subtotal	\$209,478	67	\$15,329	10	\$11,139	29	\$12,720	6			\$248,666	113
David E. Brink Park												
David E. Brink Park	\$54,724	10			\$810	2	\$8,238	2			\$63,772	14
Subtotal	\$54,724	10			\$810	2	\$8,238	2			\$63,772	14
Doris Cooper Houghton Beach Park												
Doris Cooper Houghton Beach Park	\$300,614	15	\$4,638	5	\$8,604	11					\$313,856	31
Subtotal	\$300,614	15	\$4,638	5	\$8,604	11					\$313,856	31
Edith Moulton Park												
Edith Moulton Park	\$79,926	30	\$1,135	4	\$1,836	4	\$14,900	3			\$97,797	42
Subtotal	\$79,926	30	\$1,135	4	\$1,836	4	\$14,900	3			\$97,797	42
Everest Park												
Everest Park	\$253,558	63	\$6,335	15	\$17,855	15	\$8,238	2			\$285,985	95
Subtotal	\$253,558	63	\$6,335	15	\$17,855	15	\$8,238	2			\$285,985	95
Forbes Creek Park												
Forbes Creek Park	\$33,162	17	\$1,060	4			\$1,300	1			\$35,522	22
Subtotal	\$33,162	17	\$1,060	4			\$1,300	1			\$35,522	22
Forbes Lake Park												
Forbes Lake Park	\$36,388	2									\$36,388	2
Subtotal	\$36,388	2									\$36,388	2
Hazen Hills Park												
Hazen Hills Park	\$15,295	7			\$238	1					\$15,533	8
Subtotal	\$15,295	7			\$238	1					\$15,533	8
Heritage Hall & Park												

Facility / Building	Priority 1		Priority 2		Priority 3		Priority 4		Priority 5		Total	
	Est. Cost	Items	Est. Cost	Items	Est. Cost	Items	Est. Cost	Items	Est. Cost	Items	Est. Cost	Items
Heritage Hall	\$185,129	18	\$4,877	5	\$2,524	11	\$500	1			\$193,030	35
Heritage Park	\$114,035	15	\$1,452	3	\$1,408	3		1			\$116,895	22
Subtotal	\$299,164	33	\$6,329	8	\$3,932	14	\$500	2			\$309,925	57
Heronfield Wetlands												
Heronfield Wetlands									\$71,872	7	\$71,872	8
Subtotal									\$71,872	7	\$71,872	8
Highlands Park												
Highlands Park	\$22,924	7	\$8,100	6			\$16,052	3			\$47,076	16
Subtotal	\$22,924	7	\$8,100	6			\$16,052	3			\$47,076	16
Josten Park												
Josten Park	\$30,827	16	\$24,220	4			\$1,300	1			\$56,347	21
Subtotal	\$30,827	16	\$24,220	4			\$1,300	1			\$56,347	21
Juanita Bay Park												
EXTERIOR	\$448,237	39			\$1,584	5	\$8,000	1	\$6,300	1	\$464,121	46
RESTROOMS	\$832	6	\$400	2	\$6,197	17					\$7,429	25
Subtotal	\$449,069	45	\$400	2	\$7,781	22	\$8,000	1	\$6,300	1	\$471,550	71
Juanita Beach Park												
Juanita Beach Park	\$213,404	46	\$1,240	6	\$14,718	8					\$229,362	60
Subtotal	\$213,404	46	\$1,240	6	\$14,718	8					\$229,362	60
Juanita Heights Park												
Juanita Heights Park	\$22,251	3									\$22,251	3
Subtotal	\$22,251	3									\$22,251	3
Kingsgate Park												
Kingsgate Park	\$16,285	7	\$160	1							\$16,445	9
Subtotal	\$16,285	7	\$160	1							\$16,445	9
Kirkland Teen Union Building												
EXTERIOR	\$5,471	6	\$800	1							\$6,271	7
INTERIOR	\$36,426	6	\$3,440	7	\$7,184	18	\$15,880	2			\$62,930	33
Subtotal	\$41,897	12	\$4,240	8	\$7,184	18	\$15,880	2			\$69,201	40
Kiwanis Park												
Kiwanis Park	\$12,763	2	\$1,000	1							\$13,763	3
Subtotal	\$12,763	2	\$1,000	1							\$13,763	3
Lake Ave W Street End Park												
Lake Ave W Street End Park	\$13,343	3									\$13,343	3
Subtotal	\$13,343	3									\$13,343	3
Marina Park												
Marina Park	\$68,774	25	\$4,054	2	\$3,004	7	\$8,000	1			\$83,832	35
Subtotal	\$68,774	25	\$4,054	2	\$3,004	7	\$8,000	1			\$83,832	35
Mark Twain Park												
Mark Twain Park	\$182,516	45	\$8,746	11			\$1,300	1			\$192,562	57
Subtotal	\$182,516	45	\$8,746	11			\$1,300	1			\$192,562	57
Marsh Park												
Marsh Park	\$88,439	14			\$8,329	7	\$16,358	4			\$113,126	25
Subtotal	\$88,439	14			\$8,329	7	\$16,358	4			\$113,126	25
McAuliffe Park												
East Community Garden	\$42,454	24	\$1,300	1	\$14,771	7	\$8,000	1			\$66,525	33
Play Area	\$14,167	2	\$4,479	6							\$18,646	8

Facility / Building	Priority 1		Priority 2		Priority 3		Priority 4		Priority 5		Total	
	Est. Cost	Items	Est. Cost	Items	Est. Cost	Items	Est. Cost	Items	Est. Cost	Items	Est. Cost	Items
West Community Garden	\$13,839	4	\$160	1							\$13,999	5
<b>Subtotal</b>	<b>\$70,461</b>	<b>30</b>	<b>\$5,939</b>	<b>8</b>	<b>\$14,771</b>	<b>7</b>	<b>\$8,000</b>	<b>1</b>			<b>\$99,171</b>	<b>46</b>
North Kirkland Community Center and Park												
North Kirkland Community Center	\$108,844	17	\$16,469	15	\$21,420	38	\$13,977	4			\$160,709	74
North Kirkland Park	\$254,935	30	\$5,419	5	\$2,281	8	\$8,000	1			\$270,634	44
<b>Subtotal</b>	<b>\$363,778</b>	<b>47</b>	<b>\$21,888</b>	<b>20</b>	<b>\$23,700</b>	<b>46</b>	<b>\$21,977</b>	<b>5</b>			<b>\$431,343</b>	<b>118</b>
North Rose Hill Woodlands Park												
North Rose Hill Woodlands Park	\$200,419	68	\$58,639	15	\$3,120	2	\$13,320	6			\$275,497	91
<b>Subtotal</b>	<b>\$200,419</b>	<b>68</b>	<b>\$58,639</b>	<b>15</b>	<b>\$3,120</b>	<b>2</b>	<b>\$13,320</b>	<b>6</b>			<b>\$275,497</b>	<b>91</b>
O. O. Denny Park												
EXTERIOR	\$74,944	19	\$2,725	3	\$387	1					\$78,057	25
RESTROOMS	\$1,094	2	\$200	1	\$3,669	9	\$5,440	1			\$10,403	13
<b>Subtotal</b>	<b>\$76,038</b>	<b>21</b>	<b>\$2,925</b>	<b>4</b>	<b>\$4,056</b>	<b>10</b>	<b>\$5,440</b>	<b>1</b>			<b>\$88,459</b>	<b>38</b>
Ohde Avenue Pea Patch												
Ohde Avenue Pea Patch	\$18,199	3			\$3,000	1					\$21,199	4
<b>Subtotal</b>	<b>\$18,199</b>	<b>3</b>			<b>\$3,000</b>	<b>1</b>					<b>\$21,199</b>	<b>4</b>
Peter Kirk Park												
General Site	\$107,192	34			\$70	1					\$107,263	35
Peter Kirk Community Center	\$9,497	7	\$21,914	21	\$13,083	22	\$16,420	4			\$60,913	54
Peter Kirk Park	\$163,116	26	\$31,142	9	\$13,514	6	\$18,505	3			\$226,277	44
Restrooms			\$3,300	4	\$23,061	19					\$26,361	23
<b>Subtotal</b>	<b>\$279,805</b>	<b>67</b>	<b>\$56,356</b>	<b>34</b>	<b>\$49,728</b>	<b>48</b>	<b>\$34,925</b>	<b>7</b>			<b>\$420,814</b>	<b>156</b>
Phyllis Needy Houghton Neighborhood												
Phyllis Needy Houghton Neighborhood	\$49,195	9	\$2,791	5	\$1,545	6	\$8,000	1			\$61,531	21
<b>Subtotal</b>	<b>\$49,195</b>	<b>9</b>	<b>\$2,791</b>	<b>5</b>	<b>\$1,545</b>	<b>6</b>	<b>\$8,000</b>	<b>1</b>			<b>\$61,531</b>	<b>21</b>
Reservoir Park												
Reservoir Park	\$23,291	8	\$25,659	5			\$1,300	1			\$50,250	14
<b>Subtotal</b>	<b>\$23,291</b>	<b>8</b>	<b>\$25,659</b>	<b>5</b>			<b>\$1,300</b>	<b>1</b>			<b>\$50,250</b>	<b>14</b>
Rose Hill Meadows												
Rose Hill Meadows	\$79,058	51	\$4,315	7	\$3,211	2	\$7,500	3			\$94,084	63
<b>Subtotal</b>	<b>\$79,058</b>	<b>51</b>	<b>\$4,315</b>	<b>7</b>	<b>\$3,211</b>	<b>2</b>	<b>\$7,500</b>	<b>3</b>			<b>\$94,084</b>	<b>63</b>
Settler's Landing												
Settler's Landing	\$9,594	4									\$9,594	4
<b>Subtotal</b>	<b>\$9,594</b>	<b>4</b>									<b>\$9,594</b>	<b>4</b>
Snyders Corner Park												
Snyders Corner Park												1
<b>Subtotal</b>												<b>1</b>
South Norway Hill Park												
South Norway Hill Park	\$13,588	3								1	\$13,588	4
<b>Subtotal</b>	<b>\$13,588</b>	<b>3</b>								<b>1</b>	<b>\$13,588</b>	<b>4</b>
South Rose Hill Park												
South Rose Hill Park	\$19,957	7	\$5,760	4	\$1,017	5	\$8,238	2			\$34,972	18
<b>Subtotal</b>	<b>\$19,957</b>	<b>7</b>	<b>\$5,760</b>	<b>4</b>	<b>\$1,017</b>	<b>5</b>	<b>\$8,238</b>	<b>2</b>			<b>\$34,972</b>	<b>18</b>
Spinney Homestead Park												
Spinney Homestead Park	\$111,325	43	\$8,230	5	\$3,108	2	\$22,538	6			\$145,201	56
<b>Subtotal</b>	<b>\$111,325</b>	<b>43</b>	<b>\$8,230</b>	<b>5</b>	<b>\$3,108</b>	<b>2</b>	<b>\$22,538</b>	<b>6</b>			<b>\$145,201</b>	<b>56</b>

Facility / Building	Priority 1		Priority 2		Priority 3		Priority 4		Priority 5		Total	
	Est. Cost	Items	Est. Cost	Items	Est. Cost	Items	Est. Cost	Items	Est. Cost	Items	Est. Cost	Items
Street End Park												
Street End Park	\$2,400	1									\$2,400	1
<b>Subtotal</b>	<b>\$2,400</b>	<b>1</b>									<b>\$2,400</b>	<b>1</b>
Terrace Park												
EXTERIOR	\$77,266	9	\$8,066	2	\$4,091	2					\$89,424	13
<b>Subtotal</b>	<b>\$77,266</b>	<b>9</b>	<b>\$8,066</b>	<b>2</b>	<b>\$4,091</b>	<b>2</b>					<b>\$89,424</b>	<b>13</b>
Tot Lot & Pea Patch												
Tot Lot & Pea Patch	\$27,233	14	\$18,338	9	\$3,323	3	\$280	1			\$49,174	27
<b>Subtotal</b>	<b>\$27,233</b>	<b>14</b>	<b>\$18,338</b>	<b>9</b>	<b>\$3,323</b>	<b>3</b>	<b>\$280</b>	<b>1</b>			<b>\$49,174</b>	<b>27</b>
Totem Lake Park												
Totem Lake Park	\$39,109	18	\$25,093	3	\$4,396	14					\$68,598	35
<b>Subtotal</b>	<b>\$39,109</b>	<b>18</b>	<b>\$25,093</b>	<b>3</b>	<b>\$4,396</b>	<b>14</b>					<b>\$68,598</b>	<b>35</b>
Van Aalst Park												
Van Aalst Park	\$18,145	5	\$20,920	5			\$6,300	2			\$45,365	12
<b>Subtotal</b>	<b>\$18,145</b>	<b>5</b>	<b>\$20,920</b>	<b>5</b>			<b>\$6,300</b>	<b>2</b>			<b>\$45,365</b>	<b>12</b>
Watershed Park												
Watershed Park												1
<b>Subtotal</b>												<b>1</b>
Waverly Beach Park												
Waverly Beach Park	\$59,967	13	\$1,936	3	\$9,279	15	\$8,000	1			\$79,182	32
<b>Subtotal</b>	<b>\$59,967</b>	<b>13</b>	<b>\$1,936</b>	<b>3</b>	<b>\$9,279</b>	<b>15</b>	<b>\$8,000</b>	<b>1</b>			<b>\$79,182</b>	<b>32</b>
Windsor Vista Park												
Windsor Vista Park	\$21,583	7	\$2,400	4							\$23,983	12
<b>Subtotal</b>	<b>\$21,583</b>	<b>7</b>	<b>\$2,400</b>	<b>4</b>							<b>\$23,983</b>	<b>12</b>
Yarrow Bay Wetlands												
Yarrow Bay Wetlands												1
<b>Subtotal</b>												<b>1</b>
<b>Grand Total</b>	<b>\$4,425,762</b>	<b>1015</b>	<b>\$390,366</b>	<b>247</b>	<b>\$228,775</b>	<b>333</b>	<b>\$269,203</b>	<b>69</b>	<b>\$78,172</b>	<b>9</b>	<b>\$5,392,278</b>	<b>1684</b>

---

---

**APPENDIX C**  
**BARRIERS BY TRANSITION PLAN PHASE**

---

---

Phase 1										
Id	Facility	Building	Assembly	Type	Barrier Priority	Detail	Location Description	ADA	Ref. Number	Total
240962	132nd Square Park	132nd Square Park	Exterior Access Route	Curb Ramp	1	The curb ramp landing is not level. The slope of the curb ramp landing exceeds the maximum allowable 1:48 (2.08%). WASHINGTON: A car stall, access aisle, and signage are not provided and the slope and/or ground surface is/are not compliant.  WASHINGTON: Compliant signage is not provided at the van space or access aisle. The parking space slope is greater than 1:50 (2%). WASHINGTON: The van access aisle signage is not compliant or not provided.  The access aisle slope is greater than 1:50 (2%).  WASHINGTON: Compliant signage is not provided at the van space or access aisle. The parking space slope is greater than 1:50 (2%). The van stall and/or access aisle has openings in ground surfaces greater than 1/2" wide.	Curb Ramp 1 (CR1)	ADA	304; 406.4	\$1,289
240963	132nd Square Park	132nd Square Park	Accessible Parking	Parking Space-Car	1		Parking Lot	State of Washington	WA Bldg Code 51-50 WAC 1101; ADA 502.4, 502.5 502.6; WA Bldg Code 51-50 WAC 1101.2.6	\$11,300
240964	132nd Square Park	132nd Square Park	Accessible Parking	Parking Space - Van	1		Accessible Parking Space 1 (P1)	ADA	502.4	\$280
240965	132nd Square Park	132nd Square Park	Accessible Parking	Parking Space - Van	1		Accessible Parking Space 1 (P1)	ADA	502.4	\$6,300
240966	132nd Square Park	132nd Square Park	Accessible Parking	Parking Space - Van	1		Access Aisle Serving P1 and P2	State of Washington	WA Bldg Code 51-50 WAC 1101	\$280
240967	132nd Square Park	132nd Square Park	Accessible Parking	Parking Space - Van	1		Access Aisle Serving P1 and P2	ADA	502.4 502.6; WA Bldg Code 51-50 WAC 1101.2.6	\$5,000
240968	132nd Square Park	132nd Square Park	Accessible Parking	Parking Space - Van	1		Accessible Parking Space 2 (P2)	ADA	502.4	\$280
240969	132nd Square Park	132nd Square Park	Accessible Parking	Parking Space - Van	1		Accessible Parking Space 2 (P2)	ADA	502.4	\$6,300
240970	132nd Square Park	132nd Square Park	Accessible Parking	Parking Space - Van	1		Accessible Parking Space 2 (P2)	ADA	302.3	\$600
240971	132nd Square Park	132nd Square Park	Exterior Access Route	Curb Ramp	1	WASHINGTON: The slope of the curb ramp run is not compliant.	Curb Ramp 1 (CR1)	State of Washington	WA Bldg Code 51-50 WAC 1101.6; ADA 406; 405.2 thru 405.5; Table 405.2; 403.5.1	\$1,750
240972	132nd Square Park	132nd Square Park	Exterior Access Route	Exterior Accessible Route	1	WASHINGTON: The slopes of the exterior accessible route are not compliant. Sidewalk has areas of vertical level changes in excess of 1/4" that are not ramped.	Walkway from Curb Ramp 1 (CR1) to Stair 1 (ST1)	State of Washington	WA Bldg Code 51-50 WAC 1101.2.1; 403.3	\$600
240973	132nd Square Park	132nd Square Park	Exterior Access Route	Exterior Accessible Route	1		Walkway from Curb Ramp 1 (CR1) to Stair 1 (ST1)	ADA	303	\$60
240974	132nd Square Park	132nd Square Park	Exterior Access Route	Stairs	1	Handrails are not compliant or are not provided.	Stairs 1 (ST1)	ADA	505	\$3,260
240975	132nd Square Park	132nd Square Park	Exterior Access Route	Stairs	1	Handrail extensions are not compliant.	Stairs 1 (ST1)	ADA	505.1	\$326
240977	132nd Square Park	132nd Square Park	Exterior Access Route	Exterior Accessible Route	1	WASHINGTON: The slopes of the exterior accessible route are not compliant. The curb ramp landing is not level. The slope of the curb ramp landing exceeds the maximum allowable 1:48 (2.08%).	Walkway from Stair 1 (ST1) to Curb Ramp 2 (CR2)	State of Washington	WA Bldg Code 51-50 WAC 1101.2.1; 403.3	\$2,400
240978	132nd Square Park	132nd Square Park	Exterior Access Route	Curb Ramp	1		Curb Ramp 2 (CR2)	ADA	304; 406.4	\$1,289



Phase 1										
Id	Facility	Building	Assembly	Type	Barrier Priority	Detail	Location Description	ADA	Ref. Number	Total
240979	132nd Square Park	132nd Square Park	Exterior Access Route	Curb Ramp	1	WASHINGTON: The slope of the curb ramp run is not compliant.	Curb Ramp 2 (CR2)	State of Washington	WA Bldg Code 51-50 WAC 1101.6; ADA 406; 405.2 thru 405.5; Table 405.2; 403.5.1	\$1,750
240980	132nd Square Park	132nd Square Park	Exterior Access Route	Curb Ramp	1	WASHINGTON: The curb ramp width is less than 44".	Curb Ramp 2 (CR2)	State of Washington	WA Bldg Code 51-50 WAC 1101.6.6; ADA 406; 405.2 thru 405.5; Table 405.2; 403.5.1	\$0
240981	132nd Square Park	132nd Square Park	Exterior Access Route	Exterior Accessible Route	1	WASHINGTON: The slopes of the exterior accessible route are not compliant.	Walkway from Curb Ramp 2 (CR2) to Women's Restroom	State of Washington	WA Bldg Code 51-50 WAC 1101.2.1; 403.3	\$6,000
240982	132nd Square Park	132nd Square Park	Exterior Access Route	Exterior Accessible Route	1	The accessible route has gaps in the surface greater than 1/2" wide.	Walkway from CR2 to Women's Restroom	ADA	302.3	\$600
241002	132nd Square Park	132nd Square Park	Exterior Access Route	Exterior Accessible Route	1	WASHINGTON: The slopes of the exterior accessible route are not compliant.	Walkway from Women's Restroom to Men's Restroom	State of Washington	WA Bldg Code 51-50 WAC 1101.2.1; 403.3	\$1,427
241003	132nd Square Park	132nd Square Park	Exterior Access Route	Exterior Accessible Route	1	WASHINGTON: The clear width of the exterior accessible route is less than 44".	Walkway from Women's Restroom to Men's Restroom	State of Washington	WA Bldg Code 51-50 WAC 1101.2.1; 403.3	\$1,427
241022	132nd Square Park	132nd Square Park	Exterior Access Route	Exterior Accessible Route	1	The accessible route has gaps in the surface greater than 1/2" wide.	Walkway from Women's Restroom to Men's Restroom	ADA	302.3	\$72
241023	132nd Square Park	132nd Square Park	Exterior Access Route	Curb Ramp	1	WASHINGTON: The curb ramp width is less than 44".	Curb Ramp 3 (CR3)	State of Washington	WA Bldg Code 51-50 WAC 1101.6.6; ADA 406; 405.2 thru 405.5; Table 405.2; 403.5.1	\$1,750
241024	132nd Square Park	132nd Square Park	Exterior Access Route	Curb Ramp	1	The curb ramp surface has vertical height changes greater than 1/4" that are not ramped.	Curb Ramp 3 (CR3)	ADA	303, 403.4	\$0
241026	132nd Square Park	132nd Square Park	Exterior Access Route	Protruding Object	1	Protruding objects in the 27" to 80" range above finished floor protrude more than 4" into the circulation path along the accessible route.	Drinking Fountain 1 (DF1)	ADA	307.2	\$728
241030	132nd Square Park	132nd Square Park	Exterior Access Route	Exterior Accessible Route	1	WASHINGTON: The slopes of the exterior accessible route are not compliant.	Walkway from Drinking Fountain 1 (DF1) to Baseball Diamond	State of Washington	WA Bldg Code 51-50 WAC 1101.2.1; 403.3	\$1,080
241031	132nd Square Park	132nd Square Park	Exterior Access Route	Exterior Accessible Route	1	WASHINGTON: The slopes of the exterior accessible route are not compliant.	Walkway to Baseball Field	State of Washington	WA Bldg Code 51-50 WAC 1101.2.1; 403.3	\$8,100

Phase 1										
Id	Facility	Building	Assembly	Type	Barrier Priority	Detail	Location Description	ADA	Ref. Number	Total
241032	132nd Square Park	132nd Square Park	Exterior Access Route	Exterior Accessible Route	1	WASHINGTON: The slopes of the exterior accessible route are not compliant. Sidewalk has areas of vertical level changes in excess of 1/4" that are not ramped.	South Baseball Diamond	State of Washington	WA Bldg Code 51-50 WAC 1101.2.1; 403.3	\$2,500
241033	132nd Square Park	132nd Square Park	Exterior Access Route	Exterior Accessible Route	1		South Baseball Diamond	ADA	303	\$0
241035	132nd Square Park	132nd Square Park	Exterior Access Route	Exterior Accessible Route	1	WASHINGTON: The slopes of the exterior accessible route are not compliant. The accessible route has gaps in the surface greater than 1/2" wide.	Walkway from South to North Baseball Diamond	State of Washington	WA Bldg Code 51-50 WAC 1101.2.1; 403.3	\$4,550
241036	132nd Square Park	132nd Square Park	Exterior Access Route	Exterior Accessible Route	1		Walkway from South to North Baseball Diamond	ADA	302.3	\$100
241037	132nd Square Park	132nd Square Park	Exterior Access Route	Exterior Accessible Route	1	WASHINGTON: The slopes of the exterior accessible route are not compliant.	North Baseball Diamond	State of Washington	WA Bldg Code 51-50 WAC 1101.2.1; 403.3	\$3,100
241039	132nd Square Park	132nd Square Park	Exterior Access Route	Exterior Accessible Route	1	WASHINGTON: The clear width of the exterior accessible route is less than 44". Sidewalk has areas of vertical level changes in excess of 1/4" that are not ramped.	North Baseball Diamond	State of Washington	WA Bldg Code 51-50 WAC 1101.2.1; 403.3	\$720
241040	132nd Square Park	132nd Square Park	Exterior Access Route	Exterior Accessible Route	1		North Baseball Diamond	ADA	303	\$50
241041	132nd Square Park	132nd Square Park	Exterior Access Route	Exterior Accessible Route	1	WASHINGTON: An exterior accessible route is not provided.	North Baseball Diamond	State of Washington	WA Bldg Code 51-50 WAC 1101.2.1; 403.3	\$1,434
241043	132nd Square Park	132nd Square Park	Exterior Access Route	Exterior Accessible Route	1	WASHINGTON: The slopes of the exterior accessible route are not compliant.	Walkway from Restroom to Play Area	State of Washington	WA Bldg Code 51-50 WAC 1101.2.1; 403.3	\$4,800
241044	132nd Square Park	132nd Square Park	Exterior Access Route	Exterior Accessible Route	1	WASHINGTON: The slopes of the exterior accessible route are not compliant.	Walkway from Restroom to Play Area	State of Washington	WA Bldg Code 51-50 WAC 1101.2.1; 403.3	\$960
241045	132nd Square Park	132nd Square Park	Exterior Access Route	Exterior Accessible Route	1	WASHINGTON: The slopes of the exterior accessible route are not compliant. The accessible route has areas of vertical level changes in excess of 1/4" that are not beveled or ramped.	Walkway from Restroom to Play Area	State of Washington	WA Bldg Code 51-50 WAC 1101.2.1; 403.3	\$1,200
241046	132nd Square Park	132nd Square Park	Exterior Access Route	Exterior Accessible Route	1		Walkway from Restroom to Play Area	ADA	303	\$60
241047	132nd Square Park	132nd Square Park	Exterior Access Route	Exterior Accessible Route	1	WASHINGTON: The slopes of the exterior accessible route are not compliant.	Walkway from Restroom to Play Area	State of Washington	WA Bldg Code 51-50 WAC 1101.2.1; 403.3	\$480
241048	132nd Square Park	132nd Square Park	Exterior Access Route	Exterior Accessible Route	1	WASHINGTON: The slopes of the exterior accessible route are not compliant.	Walkway from Restroom to Target Range	State of Washington	WA Bldg Code 51-50 WAC 1101.2.1; 403.3	\$5,200
241049	132nd Square Park	132nd Square Park	Exterior Access Route	Exterior Accessible Route	1	WASHINGTON: The clear width of the exterior accessible route is less than 44".	Walkway from Restroom to Target Range	State of Washington	WA Bldg Code 51-50 WAC 1101.2.1; 403.3	\$0
241050	132nd Square Park	132nd Square Park	Exterior Access Route	Exterior Accessible Route	1	WASHINGTON: The slopes of the exterior accessible route are not compliant.	Walkway from Restroom to Target Range	State of Washington	WA Bldg Code 51-50 WAC 1101.2.1; 403.3	\$1,600

Phase 1										
Id	Facility	Building	Assembly	Type	Barrier Priority	Detail	Location Description	ADA	Ref. Number	Total
241051	132nd Square Park	132nd Square Park	Exterior Access Route	Exterior Accessible Route	1	The accessible route has areas of vertical level changes in excess of 1/4" that are not beveled or ramped.	Walkway from Restroom to Target Range	ADA	303	\$100
241052	132nd Square Park	132nd Square Park	Exterior Access Route	Exterior Accessible Route	1	WASHINGTON: The clear width of the exterior accessible route is less than 44".	Target Range	State of Washington	WA Bldg Code 51-50 WAC 1101.2.1; 403.3	\$2,509
241053	132nd Square Park	132nd Square Park	Exterior Access Route	Exterior Accessible Route	1	The accessible route has gaps in the surface greater than 1/2" wide.	Target Range	ADA	302.3	\$250
241054	132nd Square Park	132nd Square Park	Exterior Access Route	Exterior Accessible Route	1	WASHINGTON: The slopes of the exterior accessible route are not compliant.	Walkway from Target Range to Play Area	State of Washington	WA Bldg Code 51-50 WAC 1101.2.1; 403.3	\$3,200
241055	132nd Square Park	132nd Square Park	Exterior Access Route	Exterior Accessible Route	1	WASHINGTON: The clear width of the exterior accessible route is less than 44".	Walkway from Target Range to Play Area	State of Washington	WA Bldg Code 51-50 WAC 1101.2.1; 403.3	\$0
241056	132nd Square Park	132nd Square Park	Exterior Access Route	Exterior Accessible Route	1	WASHINGTON: The slopes of the exterior accessible route are not compliant.	Walkway from Target Range to Play Area	State of Washington	WA Bldg Code 51-50 WAC 1101.2.1; 403.3	\$1,500
241057	132nd Square Park	132nd Square Park	Exterior Access Route	Exterior Accessible Route	1	WASHINGTON: The slopes of the exterior accessible route are not compliant.	Walkway from Target Range to Play Area	State of Washington	WA Bldg Code 51-50 WAC 1101.2.1; 403.3	\$160
241058	132nd Square Park	132nd Square Park	Exterior Access Route	Exterior Accessible Route	1	WASHINGTON: The slopes of the exterior accessible route are not compliant.	Walkway to Playground	State of Washington	WA Bldg Code 51-50 WAC 1101.2.1; 403.3	\$2,378
241059	132nd Square Park	132nd Square Park	Exterior Access Route	Exterior Accessible Route	1	Sidewalk has areas of vertical level changes in excess of 1/4" that are not ramped.	Walkway to Playground	ADA	303	\$79
241061	132nd Square Park	132nd Square Park	Exterior Access Route	Exterior Accessible Route	1	WASHINGTON: An exterior accessible route is not provided.	Soccer Field	State of Washington	WA Bldg Code 51-50 WAC 1101.2.1; 403.3	\$13,619
241062	132nd Square Park	132nd Square Park	Exterior Access Route	Exterior Accessible Route	1	WASHINGTON: The slopes of the exterior accessible route are not compliant.	Walkway from Target Range to Loop Walk	State of Washington	WA Bldg Code 51-50 WAC 1101.2.1; 403.3	\$2,400
241063	132nd Square Park	132nd Square Park	Exterior Access Route	Exterior Accessible Route	1	Sidewalk has areas of vertical level changes in excess of 1/4" that are not ramped.	Walkway from Target Range to Loop Walk	ADA	303	\$60
241064	132nd Square Park	132nd Square Park	Exterior Access Route	Exterior Accessible Route	1	WASHINGTON: The slopes of the exterior accessible route are not compliant.	North Loop Walk	State of Washington	WA Bldg Code 51-50 WAC 1101.2.1; 403.3	\$2,400
241065	132nd Square Park	132nd Square Park	Exterior Access Route	Exterior Accessible Route	1	WASHINGTON: The slopes of the exterior accessible route are not compliant.	North Loop Walk	State of Washington	WA Bldg Code 51-50 WAC 1101.2.1; 403.3	\$900
241066	132nd Square Park	132nd Square Park	Exterior Access Route	Exterior Accessible Route	1	The accessible route does not have 80" vertical clearance.	North Loop Walk	ADA	307.4	\$200
241067	132nd Square Park	132nd Square Park	Exterior Access Route	Exterior Accessible Route	1	WASHINGTON: The slopes of the exterior accessible route are not compliant.	North Loop Walk to 131 St	State of Washington	WA Bldg Code 51-50 WAC 1101.2.1; 403.3	\$3,600

Phase 1										
Id	Facility	Building	Assembly	Type	Barrier Priority	Detail	Location Description	ADA	Ref. Number	Total
241068	132nd Square Park	132nd Square Park	Exterior Access Route	Exterior Accessible Route	1	WASHINGTON: The clear width of the exterior accessible route is less than 44".	North Loop Walk to 131 St	State of Washington	WA Bldg Code 51-50 WAC 1101.2.1; 403.3	\$0
241069	132nd Square Park	132nd Square Park	Exterior Access Route	Exterior Accessible Route	1	WASHINGTON: The slopes of the exterior accessible route are not compliant.	North Loop Walk to 131 St	State of Washington	WA Bldg Code 51-50 WAC 1101.2.1; 403.3	\$240
241070	132nd Square Park	132nd Square Park	Exterior Access Route	Exterior Accessible Route	1	WASHINGTON: The slopes of the exterior accessible route are not compliant.	West Loop Walk	State of Washington	WA Bldg Code 51-50 WAC 1101.2.1; 403.3	\$1,500
241071	132nd Square Park	132nd Square Park	Exterior Access Route	Exterior Accessible Route	1	WASHINGTON: The slopes of the exterior accessible route are not compliant.	West Loop Walk	State of Washington	WA Bldg Code 51-50 WAC 1101.2.1; 403.3	\$1,200
241072	132nd Square Park	132nd Square Park	Exterior Access Route	Exterior Accessible Route	1	WASHINGTON: The slopes of the exterior accessible route are not compliant.	West Loop Walk	State of Washington	WA Bldg Code 51-50 WAC 1101.2.1; 403.3	\$2,400
241073	132nd Square Park	132nd Square Park	Exterior Access Route	Exterior Accessible Route	1	WASHINGTON: The slopes of the exterior accessible route are not compliant.	South Loop Walk to NE 131st St	State of Washington	WA Bldg Code 51-50 WAC 1101.2.1; 403.3	\$4,800
241074	132nd Square Park	132nd Square Park	Exterior Access Route	Exterior Accessible Route	1	WASHINGTON: The clear width of the exterior accessible route is less than 44".	South Loop Walk to NE 131st St	State of Washington	WA Bldg Code 51-50 WAC 1101.2.1; 403.3	\$0
241075	132nd Square Park	132nd Square Park	Exterior Access Route	Exterior Accessible Route	1	WASHINGTON: The slopes of the exterior accessible route are not compliant.	South Loop Walk	State of Washington	WA Bldg Code 51-50 WAC 1101.2.1; 403.3	\$6,000
241076	132nd Square Park	132nd Square Park	Exterior Access Route	Exterior Accessible Route	1	WASHINGTON: The slopes of the exterior accessible route are not compliant.	South Loop Walk	State of Washington	WA Bldg Code 51-50 WAC 1101.2.1; 403.3	\$1,200
241077	132nd Square Park	132nd Square Park	Exterior Access Route	Exterior Accessible Route	1	WASHINGTON: The slopes of the exterior accessible route are not compliant.	East Loop Walk	State of Washington	WA Bldg Code 51-50 WAC 1101.2.1; 403.3	\$6,000
241078	132nd Square Park	132nd Square Park	Exterior Access Route	Exterior Accessible Route	1	The accessible route does not have 80" vertical clearance.	East Loop Walk	ADA	307.4	\$200
241079	132nd Square Park	132nd Square Park	Exterior Access Route	Exterior Accessible Route	1	WASHINGTON: The slopes of the exterior accessible route are not compliant.	Walkway to Swings	State of Washington	WA Bldg Code 51-50 WAC 1101.2.1; 403.3	\$250
241080	132nd Square Park	132nd Square Park	Exterior Access Route	Exterior Accessible Route	1	Sidewalk has areas of vertical level changes in excess of 1/4" that are not ramped.	Walkway to Swings	ADA	303	\$99
241081	132nd Square Park	132nd Square Park	Exterior Access Route	Exterior Accessible Route	1	WASHINGTON: The clear width of the exterior accessible route is less than 44".	Walkway to Swings	State of Washington	WA Bldg Code 51-50 WAC 1101.2.1; 403.3	\$2,378
241082	132nd Square Park	132nd Square Park	Exterior Access Route	Exterior Accessible Route	1	WASHINGTON: The slopes of the exterior accessible route are not compliant.	Walkway to Swings	State of Washington	WA Bldg Code 51-50 WAC 1101.2.1; 403.3	\$179
241083	132nd Square Park	132nd Square Park	Exterior Access Route	Exterior Accessible Route	1	Sidewalk has areas of vertical level changes in excess of 1/4" that are not ramped.	Walkway to Swings	ADA	303	\$0

Phase 1										
Id	Facility	Building	Assembly	Type	Barrier Priority	Detail	Location Description	ADA	Ref. Number	Total
241097	132nd Square Park	132nd Square Park	Exterior Access Route	Exterior Accessible Route	1	WASHINGTON: An exterior accessible route is not provided.	Play Area	State of Washington	WA Bldg Code 51-50 WAC 1101.2.1; 403.3	\$358
241098	132nd Square Park	132nd Square Park	Exterior Access Route	Exterior Accessible Route	1	WASHINGTON: An exterior accessible route is not provided.	Walkway to Covered Picnic Area	State of Washington	WA Bldg Code 51-50 WAC 1101.2.1; 403.3	\$8,960
241099	132nd Square Park	132nd Square Park	Exterior Access Route	Exterior Accessible Route	1	Sidewalk has areas of vertical level changes in excess of 1/4" that are not ramped.	Covered Picnic Area	ADA	303	\$682
241101	132nd Square Park	132nd Square Park	Exterior Access Route	Exterior Accessible Route	1	WASHINGTON: The slopes of the exterior accessible route are not compliant.	Walkway from Walk Loop to 132nd Ave	State of Washington	WA Bldg Code 51-50 WAC 1101.2.1; 403.3	\$13,440
241102	132nd Square Park	132nd Square Park	Exterior Access Route	Exterior Accessible Route	1	The accessible route has gaps in the surface greater than 1/2" wide.	Walkway from Walk Loop to 132nd Ave	ADA	302.3	\$100
241103	132nd Square Park	132nd Square Park	Exterior Access Route	Exterior Accessible Route	1	WASHINGTON: The slopes of the exterior accessible route are not compliant.	Walkway from Walk Loop to 132nd Ave	State of Washington	WA Bldg Code 51-50 WAC 1101.2.1; 403.3	\$1,200
241104	132nd Square Park	132nd Square Park	Exterior Access Route	Exterior Accessible Route	1	WASHINGTON: The slopes of the exterior accessible route are not compliant.	Walkway from 132nd Ave to Baseball Diamond Storage	State of Washington	WA Bldg Code 51-50 WAC 1101.2.1; 403.3	\$6,900
241105	132nd Square Park	132nd Square Park	Entrance to Building	Building Entrance-Door	1	The maneuvering clearance at the accessible door is not level and clear.	Walkway from 132nd Ave to Baseball Diamond Storage	ADA	305.2; 404.2	\$1,250
241106	132nd Square Park	132nd Square Park	Exterior Access Route	Exterior Accessible Route	1	Sidewalk has areas of vertical level changes in excess of 1/4" that are not ramped.	Walkway from 132nd Ave to Baseball Diamond Storage	ADA	303	\$0
241107	132nd Square Park	132nd Square Park	Entrance to Building	Building Entrance - Door	1	The hardware at the accessible door (including sliding doors - both sides) requires tight grasping, pinching or twisting of the wrist to operate OR is mounted below 34" or above 48". The swinging door does not have a smooth surface within 10" of the ground measured vertically on the push side extending the full width of the door.	Baseball Diamond Storage	ADA	309, 404.2.7	\$676
240988	132nd Square Park	132nd Square Park	Restroom	Restroom/Bathroom - Door	2	The slope of the floor surface is greater than 2% cross or 5% running	Women's Restroom (RR1)	ADA	404.2.10	\$200
240990	132nd Square Park	132nd Square Park	Restroom	Restroom/Bathroom-Unisex	2	The restroom circulation path is not free of objects protruding more than 4" from wall in the space between 27" and 80" height above finish floor.	Women's Restroom (RR1)	ADA	403.3	\$1,500
240996	132nd Square Park	132nd Square Park	Restroom	Protruding Object	2	The swinging door does not have a smooth surface within 10" of the ground measured vertically on the push side extending the full width of the door.	Women's Restroom (RR1)	ADA	307.2	\$200
241009	132nd Square Park	132nd Square Park	Restroom	Restroom/Bathroom - Door	2	The slope of the floor surface is greater than 2% cross or 5% running	Men's Restroom (RR2)	ADA	404.2.10	\$200
241010	132nd Square Park	132nd Square Park	Restroom	Restroom/Bathroom - Unisex	2		Men's Restroom (RR2)	ADA	403.3	\$1,500

Phase 1										
Id	Facility	Building	Assembly	Type	Barrier Priority	Detail	Location Description	ADA	Ref. Number	Total
241014	132nd Square Park	132nd Square Park	Restroom	Protruding Object	2	The restroom circulation path is not free of objects protruding more than 4" from wall in the space between 27" and 80" height above finish floor.	Men's Restroom (RR2)	ADA	307.2	\$93
241025	132nd Square Park	132nd Square Park	Interior Access Route	Signage	2	The signage does not have compliant visual and tactile characters, with raised or indented characters or symbols.	Janitor's Room	ADA	703.2; 216.2; 703.3; 703.5	\$55
241034	132nd Square Park	132nd Square Park	Baseball/Softball Field	Bleacher Seating	2	The required number of wheelchair spaces is not provided at the bleacher seating for the ball field.	South Baseball Diamond	ADA	221; 802.2; 802.3	\$105
241038	132nd Square Park	132nd Square Park	Baseball/Softball Field	Player Seating	2	A wheelchair space is not leveled at each team bench area at the ball field.	North Baseball Diamond	ADA	221.2.1.4; 802.1	\$105
241042	132nd Square Park	132nd Square Park	Baseball/Softball Field	Bleacher Seating	2	The required number of wheelchair spaces is not provided at the bleacher seating for the ball field.	North Baseball Diamond	ADA	221; 802.2; 802.3	\$105
241060	132nd Square Park	132nd Square Park	Picnic Area	Picnic Table	2	The picnic table does not allow a clear space for forward wheelchair approach with knee and toe clearance.	Walkway to Playground	ADA	902.2; 902.4	\$1,300
241085	132nd Square Park	132nd Square Park	Playground	Play Component - Swing	2	A turning space is not provided at a school-age swing.	Swings	ADA	1008.4.1	\$0
241086	132nd Square Park	132nd Square Park	Playground	Ground Surface-Fibar	2	The ground surface has not been inspected and maintained regularly.	Swings	ADA	1008.2	\$750
241090	132nd Square Park	132nd Square Park	Playground	Play Component	2	Clear ground space is not provided at each ground play component, and each elevated play component connected by a ramp.	Play Area	ADA	1008.4.2	\$0
241092	132nd Square Park	132nd Square Park	Playground	Transfer System	2	A transfer space is not provided at the platform.	Play Area	ADA	1008.3.1.3	\$0
241096	132nd Square Park	132nd Square Park	Playground	Ground Surface-Fibar	2	The ground surface has not been inspected and maintained regularly.	Play Area	ADA	1008.2	\$1,000
241100	132nd Square Park	132nd Square Park	Picnic Area	Picnic Table	2	The picnic table does not allow a clear space for forward wheelchair approach with knee and toe clearance.	Covered Picnic Area	ADA	902.2; 902.4	\$1,300
240976	132nd Square Park	132nd Square Park	Exterior Access Route	Stairs	3	WASHINGTON: The stair treads do not have visual contrast of dark-on-light or light-on-dark on the leading 2" of the tread from the remaining portion of the tread surface.	Stairs 1 (ST1)	IBC	2009 ANSI A117.1-504.5.1	\$317
240983	132nd Square Park	132nd Square Park	Restroom	Restroom/Bathroom - Signage	3	The restroom does not have compliant signage at the door with the International Symbol of Accessibility, raised characters, and Braille.	Women's Restroom (RR1)	ADA	216.2, 703.1, 703.2, 703.5, 703.6	\$55
240985	132nd Square Park	132nd Square Park	Restroom	Restroom/Bathroom - Door	3	The push side of the door does not have the required maneuvering clearances.	Women's Restroom (RR1)	ADA	404.2.4	\$1,250
240986	132nd Square Park	132nd Square Park	Restroom	Restroom/Bathroom - Door	3	The threshold at the accessible door is greater than ½" in height.	Women's Restroom (RR1)	ADA	404.2.5	\$179

Phase 1										
Id	Facility	Building	Assembly	Type	Barrier Priority	Detail	Location Description	ADA	Ref. Number	Total
240987	132nd Square Park	132nd Square Park	Restroom	Restroom/Bathroom - Door	3	The accessible door with door closer has a sweep period of less than 5 seconds from 90 degrees to a position 12 degrees from latch.	Women's Restroom (RR1)	ADA	404.2.8	\$366
240989	132nd Square Park	132nd Square Park	Restroom	Restroom/Bathroom - Door	3	The pull side of the accessible door does not have the required maneuvering clearances.	Women's Restroom (RR1)	ADA	404.2.4.1	\$1,250
240991	132nd Square Park	132nd Square Park	Restroom	Restroom/Bathroom - Door	3	The hardware at the accessible door requires tight grasping, pinching or twisting of the wrist to operate	Women's Restroom (RR1)	ADA	309, 404.2.7	\$293
240992	132nd Square Park	132nd Square Park	Restroom	Lavatory	3	The lavatory is mounted higher than 34" to the higher of the rim or counter.	Women's Restroom (RR1)	ADA	606.2 and 606.3	\$720
240993	132nd Square Park	132nd Square Park	Restroom	Restroom/Bathroom - Lavatory	3	Pipes are not insulated.	Women's Restroom (RR1)	ADA	606.5	\$65
240994	132nd Square Park	132nd Square Park	Restroom	Restroom/Bathroom - Lavatory	3	The automatic faucet, when activated, does not remain on for minimum 10 seconds.	Women's Restroom (RR1)	ADA	606.4	\$555
240995	132nd Square Park	132nd Square Park	Restroom	Restroom/Bathroom - Lavatory	3	The lavatory faucet hardware is not compliant.	Women's Restroom (RR1)	ADA	606.4; 309	\$0
240997	132nd Square Park	132nd Square Park	Restroom	Restroom/Bathroom - Water Closet	3	The water closet in a single user / unisex restroom does not have the required clearance.	Women's Restroom (RR1)	ADA	604	\$1,368
240998	132nd Square Park	132nd Square Park	Restroom	Restroom/Bathroom - Water Closet	3	The rear grab bar at the water closet is not compliant.	Women's Restroom (RR1)	ADA	604.5.2	\$355
241000	132nd Square Park	132nd Square Park	Restroom	Restroom/Bathroom - Water Closet	3	WASHINGTON: The toilet paper dispenser location is not compliant.	Women's Restroom (RR1)	State of Washington	ADA 604.7, 609.3; 2009 ANSI A117.1-604.7	\$293
241001	132nd Square Park	132nd Square Park	Restroom	Restroom/Bathroom - Water Closet	3	The height of the water closet is not 17" minimum to 19" maximum above finished floor.	Women's Restroom (RR1)	ADA	604.4	\$630
241004	132nd Square Park	132nd Square Park	Restroom	Restroom/Bathroom - Signage	3	The restroom does not have compliant signage at the door with the International Symbol of Accessibility, raised characters, and Braille.	Men's Restroom (RR2)	ADA	216.2, 703.1, 703.2, 703.5, 703.6	\$55
241005	132nd Square Park	132nd Square Park	Restroom	Restroom/Bathroom - Signage	3	The provided signage is not mounted at the latch side of the door or at a compliant height.	Men's Restroom (RR2)	ADA	216.2,703.1, 703.2, 703.5	\$55
241006	132nd Square Park	132nd Square Park	Restroom	Restroom/Bathroom - Door	3	The threshold at the accessible door is greater than ½" in height.	Men's Restroom (RR2)	ADA	404.2.5	\$179
241007	132nd Square Park	132nd Square Park	Restroom	Restroom/Bathroom - Door	3	The accessible door with door closer has a sweep period of less than 5 seconds from 90 degrees to a position 12 degrees from latch.	Men's Restroom (RR2)	ADA	404.2.8	\$366
241008	132nd Square Park	132nd Square Park	Restroom	Restroom/Bathroom - Door	3	The pull side of the accessible door does not have the required maneuvering clearances.	Men's Restroom (RR2)	ADA	404.2.4.1	\$1,250
241011	132nd Square Park	132nd Square Park	Restroom	Restroom/Bathroom - Lavatory	3	Pipes are not insulated.	Men's Restroom (RR2)	ADA	606.5	\$65
241012	132nd Square Park	132nd Square Park	Restroom	Restroom/Bathroom - Lavatory	3	The lavatory faucet hardware is not compliant.	Men's Restroom (RR2)	ADA	606.4; 309	\$555



Phase 1										
Id	Facility	Building	Assembly	Type	Barrier Priority	Detail	Location Description	ADA	Ref. Number	Total
241013	132nd Square Park	132nd Square Park	Restroom	Restroom/Bathroom - Lavatory	3	The automatic faucet, when activated, does not remain on for minimum 10 seconds.	Men's Restroom (RR2)	ADA	606.4	\$0
241015	132nd Square Park	132nd Square Park	Restroom	Controls And Dispensers	3	The height of controls are not compliant.	Men's Restroom (RR2)	ADA	606.1; 309.3	\$200
241016	132nd Square Park	132nd Square Park	Restroom	Restroom/Bathroom - Water Closet	3	The water closet in a single user / unisex restroom does not have the required clearance.	Men's Restroom (RR2)	ADA	604	\$1,368
241017	132nd Square Park	132nd Square Park	Restroom	Restroom/Bathroom-Water Closet	3	The grab bars at the water closet are not compliant.	Men's Restroom (RR2)	IBC	2009 ANSI A117.1-604.5.2, 609	\$710
241018	132nd Square Park	132nd Square Park	Restroom	Restroom/Bathroom - Water Closet	3	The flush control is located on the closed side and/or is not within reach range.	Men's Restroom (RR2)	ADA	604.6	\$313
241019	132nd Square Park	132nd Square Park	Restroom	Restroom/Bathroom - Water Closet	3	WASHINGTON: The toilet paper dispenser location is not compliant.	Men's Restroom (RR2)	State of Washington	ADA 604.7, 609.3; 2009 ANSI A117.1-604.7	\$293
241020	132nd Square Park	132nd Square Park	Restroom	Restroom/Bathroom - Water Closet	3	The height of the water closet is not 17" minimum to 19" maximum above finished floor.	Men's Restroom (RR2)	ADA	604.4	\$630
241021	132nd Square Park	132nd Square Park	Restroom	Restroom/Bathroom - Water Closet	3	The centerline of the wheelchair accessible toilet is not 16" minimum to 18" maximum from the side wall.	Men's Restroom (RR2)	IBC	2009 ANSI A117.1-604.2	\$630
241448	132nd Square Park	132nd Square Park	Restroom	Restroom/Bathroom-Toilet Stall	3	WASHINGTON: A vertical side grab bar is not present in the wheelchair stall.	Women's Restroom (RR1)	ANSI A117.1	2009 ANSI A117.1-604.5.1 and A117.1-604.9.6	\$355
241027	132nd Square Park	132nd Square Park	Site Furnishings	Drinking Fountain/Water Cooler	4	The minimum number and types of drinking fountains are not provided.	Drinking Fountain 1 (DF1)	ADA	211.2; 602; 309	\$8,000
242998	Crestwoods Park	Crestwoods Park	Amenity Not Evaluated	Amenity Not Evaluated	0	The amenity is not regulated by the ADA.	Trail	ADA	None	\$0
242980	Crestwoods Park	Crestwoods Park	Accessible Parking	Parking Spaces-General	1	Accessible parking spaces are not at the nearest accessible entrance.	Parking Lot	ADA	208.3	\$420
242981	Crestwoods Park	Crestwoods Park	Accessible Parking	Parking Space - Van	1	WASHINGTON: A van stall, access aisle, and signage are not provided and the slope and/or ground surface is/are not compliant.	Van Accessible Parking Space 1 (P1)	State of Washington	WA Bldg Code 51-50 WAC 1101; ADA 502.4, 502.5	\$11,300
242982	Crestwoods Park	Crestwoods Park	Accessible Parking	Parking Space - Car	1	WASHINGTON: A car stall, access aisle, and signage are not provided and the slope and/or ground surface is/are not compliant.	Accessible Parking Space 2 (P2)	State of Washington	WA Bldg Code 51-50 WAC 1101; ADA 502.4, 502.5	\$11,300
242983	Crestwoods Park	Crestwoods Park	Exterior Access Route	Curb Ramp	1	WASHINGTON: The slope of the curb ramp run is not compliant.	Curb Ramp 1 (CR1)	State of Washington	WA Bldg Code 51-50 WAC 1101.6; ADA 406; 405.2 thru 405.5; Table 405.2; 403.5.1	\$1,750
242984	Crestwoods Park	Crestwoods Park	Exterior Access Route	Curb Ramp	1	The curb ramp surface has vertical height changes greater than 1/4" that are not ramped.	Curb Ramp 1 (CR1)	ADA	303, 403.4	\$0



Phase 1										
Id	Facility	Building	Assembly	Type	Barrier Priority	Detail	Location Description	ADA	Ref. Number	Total
242985	Crestwoods Park	Crestwoods Park	Exterior Access Route	Exterior Accessible Route	1	WASHINGTON: The slopes of the exterior accessible route are not compliant.	Path of travel from P1 and P2 to the park walkway	State of Washington	WA Bldg Code 51-50 WAC 1101.2.1; 403.3	\$800
242986	Crestwoods Park	Crestwoods Park	Accessible Parking	Parking Space - Car	1	WASHINGTON: A car stall, access aisle, and signage are not provided and the slope and/or ground surface is/are not compliant.	Accessible Parking Space 3 (P3)	State of Washington	WA Bldg Code 51-50 WAC 1101; ADA 502.4, 502.5	\$11,300
242987	Crestwoods Park	Crestwoods Park	Accessible Parking	Parking Space - Car	1	WASHINGTON: A car stall, access aisle, and signage are not provided and the slope and/or ground surface is/are not compliant.	Accessible Parking Space 4 (P4)	State of Washington	WA Bldg Code 51-50 WAC 1101; ADA 502.4, 502.5	\$11,300
242988	Crestwoods Park	Crestwoods Park	Accessible Parking	Parking Space - Car	1	WASHINGTON: A car stall, access aisle, and signage are not provided and the slope and/or ground surface is/are not compliant.	Accessible Parking Space 5 (P5)	State of Washington	WA Bldg Code 51-50 WAC 1101; ADA 502.4, 502.5	\$0
242989	Crestwoods Park	Crestwoods Park	Exterior Access Route	Curb Ramp	1	The slope of the path of travel at the top of the curb ramp exceeds the maximum allowable 1:20 (5%).	Curb Ramp 2 (CR2)	ADA	Access Board Chap 4 Guide for Ramps and Curb Ramps	\$1,289
242990	Crestwoods Park	Crestwoods Park	Exterior Access Route	Curb Ramp	1	WASHINGTON: The slope of the curb ramp run is not compliant.	Curb Ramp 2 (CR2)	State of Washington	WA Bldg Code 51-50 WAC 1101.6; ADA 406; 405.2 thru 405.5; Table 405.2; 403.5.1	\$1,750
242991	Crestwoods Park	Crestwoods Park	Exterior Access Route	Curb Ramp	1	The curb ramp surface has vertical height changes greater than 1/4" that are not ramped.	Curb Ramp 2 (CR2)	ADA	303, 403.4	\$0
242992	Crestwoods Park	Crestwoods Park	Exterior Access Route	Exterior Accessible Route	1	WASHINGTON: The slopes of the exterior accessible route are not compliant.	Walkway from P1 and P2	State of Washington	WA Bldg Code 51-50 WAC 1101.2.1; 403.3	\$1,200
242993	Crestwoods Park	Crestwoods Park	Exterior Access Route	Exterior Accessible Route	1	Sidewalk has areas of vertical level changes in excess of 1/4" that are not ramped.	Walkway from 6th St	ADA	303	\$79
242994	Crestwoods Park	Crestwoods Park	Exterior Access Route	Exterior Accessible Route	1	WASHINGTON: The slopes of the exterior accessible route are not compliant.	Walkway from 6th St	State of Washington	WA Bldg Code 51-50 WAC 1101.2.1; 403.3	\$555
242996	Crestwoods Park	Crestwoods Park	Exterior Access Route	Exterior Accessible Route	1	WASHINGTON: The slopes of the exterior accessible route are not compliant.	Walkway from CR3	State of Washington	WA Bldg Code 51-50 WAC 1101.2.1; 403.3	\$714
242997	Crestwoods Park	Crestwoods Park	Exterior Access Route	Exterior Accessible Route	1	The accessible route does not have 80" vertical clearance.	Walkway from CR3	ADA	307.4	\$250
243001	Crestwoods Park	Crestwoods Park	Exterior Access Route	Exterior Accessible Route	1	WASHINGTON: The slopes of the exterior accessible route are not compliant.	Walkway from 6th St to Restrooms	State of Washington	WA Bldg Code 51-50 WAC 1101.2.1; 403.3	\$14,500
243002	Crestwoods Park	Crestwoods Park	Exterior Access Route	Exterior Accessible Route	1	The accessible route has gaps in the surface greater than 1/2" wide.	Walkway from 6th St to Restrooms	ADA	302.3	\$800

Phase 1										
Id	Facility	Building	Assembly	Type	Barrier Priority	Detail	Location Description	ADA	Ref. Number	Total
243004	Crestwoods Park	Crestwoods Park	Exterior Access Route	Exterior Accessible Route	1	WASHINGTON: The slopes of the exterior accessible route are not compliant. Alcoves are not 36" wide minimum where the depth exceeds 24" with forward approach, or 60" wide minimum with parallel approach and depth exceeding 15".	Walkway from Bleachers to Men's Restroom	State of Washington	WA Bldg Code 51-50 WAC 1101.2.1; 403.3	\$1,500
243014	Crestwoods Park	Crestwoods Park	Restroom	Restroom/Bathroom - Urinal	1		Men's Restroom 1 (RR1)	ADA	305.7.1 & 305.7.2 WA Bldg Code 51-50 WAC 1101.2.1; 403.3	\$1,500
243024	Crestwoods Park	Crestwoods Park	Exterior Access Route	Exterior Accessible Route	1	WASHINGTON: The slopes of the exterior accessible route are not compliant.	Walkway from Men's Restroom to Women's Restroom	State of Washington	403.3	\$6,000
243031	Crestwoods Park	Crestwoods Park	Exterior Access Route	Protruding Object	1	Protruding objects in the 27" to 80" range above finished floor protrude more than 4" into the circulation path along the accessible route.	Drinking Fountain 1 (DF1)	ADA	307.2 WA Bldg Code 51-50 WAC 1101.2.1; 403.3	\$1,728
243046	Crestwoods Park	Crestwoods Park	Exterior Access Route	Exterior Accessible Route	1	WASHINGTON: The slopes of the exterior accessible route are not compliant.	Walkway to Baseball Field #1 Team Seating 1	State of Washington	403.3	\$2,378
243047	Crestwoods Park	Crestwoods Park	Exterior Access Route	Exterior Accessible Route	1	WASHINGTON: An exterior accessible route is not provided. Sidewalk has areas of vertical level changes in excess of 1/4" that are not ramped. The accessible route has gaps in the surface greater than 1/2" wide.	Walkway to Baseball Field #1 Team Seating 1	State of Washington	403.3	\$358
243048	Crestwoods Park	Crestwoods Park	Exterior Access Route	Exterior Accessible Route	1		Walkway to Baseball Field #1 Team Seating 1	ADA	303	\$99
243049	Crestwoods Park	Crestwoods Park	Exterior Access Route	Exterior Accessible Route	1		Walkway to Baseball Field #1 Bleacher	ADA	302.3 WA Bldg Code 51-50 WAC 1101.2.1; 403.3	\$54
243052	Crestwoods Park	Crestwoods Park	Exterior Access Route	Exterior Accessible Route	1	WASHINGTON: The slopes of the exterior accessible route are not compliant. The accessible route has gaps in the surface greater than 1/2" wide.	Walkway between Baseball Fields #2/3	State of Washington	403.3	\$8,000
243053	Crestwoods Park	Crestwoods Park	Exterior Access Route	Exterior Accessible Route	1		Walkway between Baseball Fields #2/3	ADA	302.3 WA Bldg Code 51-50 WAC 1101.2.1; 403.3	\$800
243054	Crestwoods Park	Crestwoods Park	Exterior Access Route	Exterior Accessible Route	1	WASHINGTON: An exterior accessible route is not provided. Sidewalk has areas of vertical level changes in excess of 1/4" that are not ramped.	Walkway to Baseball Field #1 Team Seating 2	State of Washington	403.3	\$717
243055	Crestwoods Park	Crestwoods Park	Exterior Access Route	Exterior Accessible Route	1		Walkway to Baseball Field #1 Team Seating 2	ADA	303 WA Bldg Code 51-50 WAC 1101.2.1; 403.3	\$45
243056	Crestwoods Park	Crestwoods Park	Exterior Access Route	Exterior Accessible Route	1	WASHINGTON: An exterior accessible route is not provided. The accessible route has gaps in the surface greater than 1/2" wide.	Walkway to Baseball Field #2 Team Seating 2	State of Washington	403.3	\$717
243057	Crestwoods Park	Crestwoods Park	Exterior Access Route	Exterior Accessible Route	1		Walkway to Baseball Field #2 Bleacher	ADA	302.3 WA Bldg Code 51-50 WAC 1101.2.1; 403.3	\$54
243058	Crestwoods Park	Crestwoods Park	Exterior Access Route	Exterior Accessible Route	1	WASHINGTON: The slopes of the exterior accessible route are not compliant.	Walkway to Baseball Field #2 Team Seating 2	State of Washington	403.3	\$8,500
243059	Crestwoods Park	Crestwoods Park	Exterior Access Route	Exterior Accessible Route	1	WASHINGTON: The slopes of the exterior accessible route are not compliant.	Walkway to Baseball Field 2 Team Seating 2	State of Washington	403.3	\$1,200

Phase 1										
Id	Facility	Building	Assembly	Type	Barrier Priority	Detail	Location Description	ADA	Ref. Number	Total
243060	Crestwoods Park	Crestwoods Park	Exterior Access Route	Exterior Accessible Route	1	Sidewalk has areas of vertical level changes in excess of 1/4" that are not ramped.	Walkway to Baseball Field 2 Team Seating 2	ADA	303	\$0
243061	Crestwoods Park	Crestwoods Park	Exterior Access Route	Exterior Accessible Route	1	WASHINGTON: An exterior accessible route is not provided.	Walkway to Baseball Field 2 Team Seating 2	State of Washington	WA Bldg Code 51-50 WAC 1101.2.1; 403.3	\$358
243062	Crestwoods Park	Crestwoods Park	Exterior Access Route	Exterior Accessible Route	1	WASHINGTON: The slopes of the exterior accessible route are not compliant.	Walkway from Baseball Field #2 to CR4	State of Washington	WA Bldg Code 51-50 WAC 1101.2.1; 403.3	\$16,000
243063	Crestwoods Park	Crestwoods Park	Exterior Access Route	Exterior Accessible Route	1	The accessible route does not have 80" vertical clearance.	Walkway from Baseball Field #2 to CR4	ADA	307.4	\$250
243064	Crestwoods Park	Crestwoods Park	Exterior Access Route	Curb Ramp	1	The slope of the path of travel at the top of the curb ramp exceeds the maximum allowable 1:20 (5%).	Curb Ramp 4 (CR4)	ADA	304; 406.4; US Access Board Chap 4 Guide for Ramps and Curb Ramps	\$1,289
243065	Crestwoods Park	Crestwoods Park	Exterior Access Route	Curb Ramp	1	WASHINGTON: The slope of the curb ramp run is not compliant.	Curb Ramp 4 (CR4)	State of Washington	WA Bldg Code 51-50 WAC 1101.6; ADA 406; 405.2 thru 405.5; Table 405.2; 403.5.1	\$1,750
243066	Crestwoods Park	Crestwoods Park	Exterior Access Route	Curb Ramp	1	The curb ramp surface has vertical height changes greater than 1/4" that are not ramped.	Curb Ramp 4 (CR4)	ADA	303, 403.4	\$1,750
243067	Crestwoods Park	Crestwoods Park	Exterior Access Route	Exterior Accessible Route	1	WASHINGTON: The slopes of the exterior accessible route are not compliant.	Walkway from CR4 to Basketball Courts	State of Washington	WA Bldg Code 51-50 WAC 1101.2.1; 403.3	\$1,000
243068	Crestwoods Park	Crestwoods Park	Exterior Access Route	Exterior Accessible Route	1	Sidewalk has areas of vertical level changes in excess of 1/4" that are not ramped.	Walkway from CR4 to Basketball Courts	ADA	303	\$0
243069	Crestwoods Park	Crestwoods Park	Exterior Access Route	Exterior Accessible Route	1	WASHINGTON: The slopes of the exterior accessible route are not compliant.	Walkway from CR4 to Basketball Courts	State of Washington	WA Bldg Code 51-50 WAC 1101.2.1; 403.3	\$13,000
243070	Crestwoods Park	Crestwoods Park	Exterior Access Route	Exterior Accessible Route	1	WASHINGTON: The slopes of the exterior accessible route are not compliant.	Walkway from CR4 to Basketball Courts	State of Washington	WA Bldg Code 51-50 WAC 1101.2.1; 403.3	\$3,000
243071	Crestwoods Park	Crestwoods Park	Exterior Access Route	Exterior Accessible Route	1	The sidewalk does not have 80" vertical clearance.	Walkway from CR4 to Basketball Courts	ADA	307.4	\$1,599
243073	Crestwoods Park	Crestwoods Park	Exterior Access Route	Exterior Accessible Route	1	WASHINGTON: The slopes of the exterior accessible route are not compliant.	Walkway from Basketball Courts to Baseball Field #3	State of Washington	WA Bldg Code 51-50 WAC 1101.2.1; 403.3	\$2,400
243074	Crestwoods Park	Crestwoods Park	Exterior Access Route	Exterior Accessible Route	1	WASHINGTON: The slopes of the exterior accessible route are not compliant.	Walkway from Basketball Courts to Baseball Field #3	State of Washington	WA Bldg Code 51-50 WAC 1101.2.1; 403.3	\$320
243075	Crestwoods Park	Crestwoods Park	Exterior Access Route	Exterior Accessible Route	1	The accessible route has gaps in the surface greater than 1/2" wide.	Walkway from Basketball Courts to Baseball Field #3	ADA	302.3	\$800

Phase 1										
Id	Facility	Building	Assembly	Type	Barrier Priority	Detail	Location Description	ADA	Ref. Number	Total
243077	Crestwoods Park	Crestwoods Park	Exterior Access Route	Exterior Accessible Route	1	Sidewalk has areas of vertical level changes in excess of 1/4" that are not ramped.	Walkway at Baseball Field #3	ADA	303	\$297
243078	Crestwoods Park	Crestwoods Park	Exterior Access Route	Exterior Accessible Route	1	Sidewalk has areas of vertical level changes in excess of 1/4" that are not ramped.	Walkway at Baseball Field #3	ADA	303	\$119
243079	Crestwoods Park	Crestwoods Park	Exterior Access Route	Exterior Accessible Route	1	The accessible route has gaps in the surface greater than 1/2" wide.	Walkway at Baseball Field #3	ADA	302.3	\$36
243081	Crestwoods Park	Crestwoods Park	Exterior Access Route	Exterior Accessible Route	1	WASHINGTON: The slopes of the exterior accessible route are not compliant.	Walkway from CR4 to Playground Area	State of Washington	WA Bldg Code 51-50 WAC 1101.2.1; 403.3	\$21,802
243082	Crestwoods Park	Crestwoods Park	Exterior Access Route	Exterior Accessible Route	1	WASHINGTON: The slopes of the exterior accessible route are not compliant.	Walkway between Picnic Area and Soccer Field	State of Washington	WA Bldg Code 51-50 WAC 1101.2.1; 403.3	\$5,000
243083	Crestwoods Park	Crestwoods Park	Exterior Access Route	Exterior Accessible Route	1	WASHINGTON: The slopes of the exterior accessible route are not compliant.	Walkway between Picnic Area and Soccer Field	State of Washington	WA Bldg Code 51-50 WAC 1101.2.1; 403.3	\$4,500
243084	Crestwoods Park	Crestwoods Park	Exterior Access Route	Exterior Accessible Route	1	WASHINGTON: An exterior accessible route is not provided.	Picnic Area	State of Washington	WA Bldg Code 51-50 WAC 1101.2.1; 403.3	\$1,434
243086	Crestwoods Park	Crestwoods Park	Exterior Access Route	Exterior Accessible Route	1	WASHINGTON: The slopes of the exterior accessible route are not compliant.	Walkway to Playground Area	State of Washington	WA Bldg Code 51-50 WAC 1101.2.1; 403.3	\$240
243087	Crestwoods Park	Crestwoods Park	Exterior Access Route	Exterior Accessible Route	1	Sidewalk has areas of vertical level changes in excess of 1/4" that are not ramped.	Walkway to Playground Area	ADA	303	\$40
243097	Crestwoods Park	Crestwoods Park	Exterior Access Route	Exterior Accessible Route	1	WASHINGTON: The slopes of the exterior accessible route are not compliant.	Walkway from Play Area to Fitness Area	State of Washington	WA Bldg Code 51-50 WAC 1101.2.1; 403.3	\$4,800
243098	Crestwoods Park	Crestwoods Park	Exterior Access Route	Exterior Accessible Route	1	WASHINGTON: The slopes of the exterior accessible route are not compliant.	Walkway from Sixth St to Fitness Area	State of Washington	WA Bldg Code 51-50 WAC 1101.2.1; 403.3	\$800
243099	Crestwoods Park	Crestwoods Park	Exterior Access Route	Exterior Accessible Route	1	WASHINGTON: The slopes of the exterior accessible route are not compliant.	Fitness Area	State of Washington	WA Bldg Code 51-50 WAC 1101.2.1; 403.3	\$10,000
243100	Crestwoods Park	Crestwoods Park	Fitness Course	Exercise Equipment	1	Clear floor space is not provided at the transfer point to the exercise equipment.	Fitness Area	ADA	1004.1	\$0
243101	Crestwoods Park	Crestwoods Park	Fitness Course	Exercise Equipment	1	Clear floor space is not provided at the transfer point to the exercise equipment.	Fitness Area	ADA	1004.1	\$0
243103	Crestwoods Park	Crestwoods Park	Exterior Access Route	Exterior Accessible Route	1	WASHINGTON: An exterior accessible route is not provided.	Practice Baseball Field	State of Washington	WA Bldg Code 51-50 WAC 1101.2.1; 403.3	\$2,688
243104	Crestwoods Park	Crestwoods Park	Exterior Access Route	Exterior Accessible Route	1	WASHINGTON: The slopes of the exterior accessible route are not compliant.	Walkway from Fitness Area to Trail	State of Washington	WA Bldg Code 51-50 WAC 1101.2.1; 403.3	\$11,000
243105	Crestwoods Park	Crestwoods Park	Exterior Access Route	Exterior Accessible Route	1	The accessible route does not have 80" vertical clearance.	Walkway from Fitness Area to Trail	ADA	307.4	\$250

Phase 1										
Id	Facility	Building	Assembly	Type	Barrier Priority	Detail	Location Description	ADA	Ref. Number	Total
243009	Crestwoods Park	Crestwoods Park	Restroom	Restroom/Bathroom - Unisex	2	The slope of the floor surface is greater than 1:48 (2.08%).	Men's Restroom 1 (RR1)	ADA	403.3	\$1,613
243011	Crestwoods Park	Crestwoods Park	Restroom	Protruding Object	2	The restroom circulation path is not free of objects protruding more than 4" from wall in the space between 27" and 80" height above finish floor.	Men's Restroom 1 (RR1)	ADA	307.2	\$700
243035	Crestwoods Park	Crestwoods Park	Restroom	Restroom/Bathroom - Unisex	2	The slope of the floor surface is greater than 1:48 (2.08%).	Women's Restroom 2 (RR2)	ADA	403.3	\$1,613
243037	Crestwoods Park	Crestwoods Park	Restroom	Protruding Object	2	The restroom circulation path is not free of objects protruding more than 4" from wall in the space between 27" and 80" height above finish floor.	Women's Restroom 2 (RR2)	ADA	307.2	\$700
243051	Crestwoods Park	Crestwoods Park	Baseball/Softball Field	Bleacher Seating	2	The required number of wheelchair spaces is not provided at the bleacher seating for the ball field.	Baseball Field #2	ADA	221; 802.2; 802.3	\$105
243072	Crestwoods Park	Crestwoods Park	Basketball Court	Player Seating	2	A wheelchair space is not provided at the player seating for the basketball courts.	Basketball Court	ADA	221.2.1.4; 802.1	\$52
243080	Crestwoods Park	Crestwoods Park	Soccer Field	Exterior Accessible Route	2	The lawn seating and exterior overflow seating areas, where fixed seating is not provided, do not connect to an accessible route.	Soccer Field	ADA	221.5	\$3,146
243091	Crestwoods Park	Crestwoods Park	Playground	Ground Surface-Fibar	2	The ground surface has not been inspected and maintained regularly.	Playground Area	ADA	1008.2	\$2,000
243096	Crestwoods Park	Crestwoods Park	Playground	Play Component	2	The entry points to a play component requiring transfer to entry points or seats is lower than 11" and higher than 24".	Playground Area	ADA	1008.4.4	\$400
243102	Crestwoods Park	Crestwoods Park	Exterior Access Route	Reach Range	2	Operable parts or items requiring an unobstructed side reach motion are higher than 48" maximum and/or lower than 15" minimum height above finish floor.	Fitness Area	ADA	308, 309	\$5,000
243003	Crestwoods Park	Crestwoods Park	Exterior Access Route	Stairs	3	WASHINGTON: The stair treads do not have visual contrast of dark-on-light or light-on-dark on the leading 2" of the tread from the remaining portion of the tread surface.	Stair 1 (ST1)	IBC	2009 ANSI A117.1-504.5.1	\$176
243005	Crestwoods Park	Crestwoods Park	Restroom	Restroom/Bathroom - Door	3	The pull side of the accessible door does not have the required maneuvering clearances.	Men's Restroom 1 (RR1)	ADA	404.2.4.1	\$1,250
243006	Crestwoods Park	Crestwoods Park	Restroom	Restroom/Bathroom - Door	3	The accessible door with door closer has a sweep period of less than 5 seconds from 90 degrees to a position 12 degrees from latch.	Men's Restroom 1 (RR1)	ADA	404.2.8	\$366
243007	Crestwoods Park	Crestwoods Park	Restroom	Restroom/Bathroom - Door	3	The threshold at the accessible door is greater than ½" in height.	Men's Restroom 1 (RR1)	ADA	404.2.5	\$179
243008	Crestwoods Park	Crestwoods Park	Restroom	Restroom/Bathroom - Door	3	The push side of the door does not have the required maneuvering clearances.	Men's Restroom 1 (RR1)	ADA	404.2.4	\$100
243010	Crestwoods Park	Crestwoods Park	Restroom	Restroom/Bathroom - Lavatory	3	Pipes are not insulated.	Men's Restroom 1 (RR1)	ADA	606.5	\$65

Phase 1										
Id	Facility	Building	Assembly	Type	Barrier Priority	Detail	Location Description	ADA	Ref. Number	Total
243012	Crestwoods Park	Crestwoods Park	Restroom	Restroom/Bathroom-Coat Hook	3	The coat hook is not within an allowable reach range.	Men's Restroom 1 (RR1)	ADA	308	\$115
243013	Crestwoods Park	Crestwoods Park	Locker and Dressing Rooms	Locker and Dressing Rooms	3	The locker room does not have a compliant bench.	Men's Restroom 1 (RR1)	ADA	903	\$789
243015	Crestwoods Park	Crestwoods Park	Restroom	Restroom/Bathroom - Urinal	3	The urinal dimensions are not compliant. The flush control is more than 48" high, for an obstructed forward reach range of maximum 20"	Men's Restroom 1 (RR1)	ADA	605.2	\$935
243016	Crestwoods Park	Crestwoods Park	Restroom	Restroom/Bathroom - Urinal	3	horizontally.	Men's Restroom 1 (RR1)	ADA	605.4; 309	\$313
243017	Crestwoods Park	Crestwoods Park	Restroom	Restroom/Bathroom - Door	3	The wheelchair stall door is not self closing.	Men's Restroom 1 (RR1)	ADA	604.8.1.2	\$293
243018	Crestwoods Park	Crestwoods Park	Restroom	Restroom/Bathroom - Door	3	The hardware at the wheelchair stall door is not compliant.	Men's Restroom 1 (RR1)	ADA	309, 404.2.7, 604.8.1.2	\$293
243020	Crestwoods Park	Crestwoods Park	Restroom	Restroom/Bathroom - Toilet Stall	3	The rear grab bar in the wheelchair stall is not compliant.	Men's Restroom 1 (RR1)	ADA	604.5.1; 604.8.1.5	\$355
243021	Crestwoods Park	Crestwoods Park	Restroom	Restroom/Bathroom - Toilet Stall	3	The side grab bar is not compliant in the wheelchair stall.	Men's Restroom 1 (RR1)	ADA	604.5.1; 604.8.1.5	\$355
243022	Crestwoods Park	Crestwoods Park	Restroom	Restroom/Bathroom - Toilet Stall	3	WASHINGTON: A vertical side grab bar is not present in the wheelchair stall.	Men's Restroom 1 (RR1)	ANSI A117.1	2009 ANSI A117.1-604.5.1 and A117.1-604.9.6	\$355
243023	Crestwoods Park	Crestwoods Park	Restroom	Restroom/Bathroom - Water Closet	3	The centerline of the toilet in the wheelchair stall is not 16" minimum to 18" maximum from the sidewall.	Men's Restroom 1 (RR1)	ADA	604.2	\$630
243025	Crestwoods Park	Crestwoods Park	Restroom	Restroom/Bathroom-Signage	3	The restroom does not have compliant signage at the door with the International Symbol of Accessibility, raised characters, and Braille.	Women's Restroom 2 (RR2)	ADA	216.2, 703.1, 703.2, 703.5, 703.6	\$55
243026	Crestwoods Park	Crestwoods Park	Restroom	Restroom/Bathroom - Door	3	The pull side of the accessible door does not have the required maneuvering clearance slope.	Women's Restroom 2 (RR2)	ADA	404.2; Table 404.2.4.1	\$1,250
243032	Crestwoods Park	Crestwoods Park	Restroom	Restroom/Bathroom - Door	3	The accessible door with door closer has a sweep period of less than 5 seconds from 90 degrees to a position 12 degrees from latch.	Women's Restroom 2 (RR2)	ADA	404.2.8	\$366
243033	Crestwoods Park	Crestwoods Park	Restroom	Restroom/Bathroom - Door	3	The threshold at the accessible door is greater than ½" in height.	Women's Restroom 2 (RR2)	ADA	404.2.5	\$179
243034	Crestwoods Park	Crestwoods Park	Restroom	Restroom/Bathroom - Door	3	The push side of the door does not have the required maneuvering clearances.	Women's Restroom 2 (RR2)	ADA	404.2.4	\$100
243036	Crestwoods Park	Crestwoods Park	Restroom	Lavatory	3	Pipes are not insulated.	Women's Restroom 2 (RR2)	ADA	606.5	\$65
243038	Crestwoods Park	Crestwoods Park	Restroom	Restroom/Bathroom-Coat Hook	3	The coat hook is not within an allowable reach range.	Women's Restroom 2 (RR2)	ADA	308	\$115
243039	Crestwoods Park	Crestwoods Park	Locker and Dressing Rooms	Locker and Dressing Rooms	3	The locker room does not have a compliant bench.	Women's Restroom 2 (RR2)	ADA	903	\$789
243040	Crestwoods Park	Crestwoods Park	Restroom	Restroom/Bathroom - Door	3	The wheelchair stall door is not self closing.	Women's Restroom 2 (RR2)	ADA	604.8.1.2	\$293

Phase 1										
Id	Facility	Building	Assembly	Type	Barrier Priority	Detail	Location Description	ADA	Ref. Number	Total
243041	Crestwoods Park	Crestwoods Park	Restroom	Restroom/Bathroom - Door	3	The hardware at the wheelchair stall door is not compliant.	Women's Restroom 2 (RR2)	ADA	309, 404.2.7, 604.8.1.2	\$293
243043	Crestwoods Park	Crestwoods Park	Restroom	Restroom/Bathroom - Toilet Stall	3	The rear grab bar in the wheelchair stall is not compliant.	Women's Restroom 2 (RR2)	ADA	604.5.1; 604.8.1.5	\$355
243044	Crestwoods Park	Crestwoods Park	Restroom	Restroom/Bathroom - Toilet Stall	3	The side grab bar is not compliant in the wheelchair stall.	Women's Restroom 2 (RR2)	ADA	604.5.1; 604.8.1.5	\$355
243045	Crestwoods Park	Crestwoods Park	Restroom	Restroom/Bathroom - Toilet Stall	3	WASHINGTON: A vertical side grab bar is not present in the wheelchair stall.	Women's Restroom 2 (RR2)	ANSI A117.1	2009 ANSI A117.1-604.5.1 and A117.1-604.9.6	\$355
243027	Crestwoods Park	Crestwoods Park	Site Furnishings	Drinking Fountain/Water Cooler	4	The minimum number and types of drinking fountains are not provided.	Drinking Fountain 1 (DF1)	ADA	211.2; 602; 309	\$8,000
243028	Crestwoods Park	Crestwoods Park	Site Furnishings	Drinking Fountain/Water Cooler	4	The spout height is higher than 36" at the lower/wheelchair level drinking fountain.	Drinking Fountain 1 (DF1)	ADA	602.4	\$2,000
243029	Crestwoods Park	Crestwoods Park	Site Furnishings	Drinking Fountain/Water Cooler	4	The spout and/or water flow of the lower level drinking fountain is not compliant.	Drinking Fountain 1 (DF1)	ADA	602.2, 602.5	\$0
243030	Crestwoods Park	Crestwoods Park	Site Furnishings	Drinking Fountain/Water Cooler	4	A clear space is not positioned at the lower level drinking fountain for a forward approach is not leveled.	Drinking Fountain 1 (DF1)	ADA	602.2	\$120
243085	Crestwoods Park	Crestwoods Park	Picnic Area	Picnic Table	4	A compliant picnic table is not provided.	Picnic Area	ADA	902	\$1,300
243092	Crestwoods Park	Crestwoods Park	Picnic Area	Picnic Table	4	A compliant picnic table is not provided.	Picnic Table at Playground	ADA	902	\$1,300
239270	David E. Brink Park	David E. Brink Park	Exterior Access Route	Exterior Accessible Route	1	WASHINGTON: The slopes of the exterior accessible route are not compliant.	Walkway W1	State of Washington	WA Bldg Code 51-50 WAC 1101.2.1; 403.3	\$1,268
239272	David E. Brink Park	David E. Brink Park	Exterior Access Route	Stairs	1	Handrails are not compliant or are not provided.	Stair ST1	ADA	505	\$0
239273	David E. Brink Park	David E. Brink Park	Exterior Access Route	Stairs	1	Handrail extensions are not compliant.	Stair ST1	ADA	505.1	\$978
239274	David E. Brink Park	David E. Brink Park	Exterior Access Route	Exterior Accessible Route	1	WASHINGTON: The slopes of the exterior accessible route are not compliant.	Walkway W2	State of Washington	WA Bldg Code 51-50 WAC 1101.2.1; 403.3	\$714
239275	David E. Brink Park	David E. Brink Park	Exterior Access Route	Exterior Accessible Route	1	WASHINGTON: The slopes of the exterior accessible route are not compliant.	Walkway W2	State of Washington	WA Bldg Code 51-50 WAC 1101.2.1; 403.3	\$3,568
239276	David E. Brink Park	David E. Brink Park	Exterior Access Route	Exterior Accessible Route	1	WASHINGTON: The slopes of the exterior accessible route are not compliant.	Walkway W3	State of Washington	WA Bldg Code 51-50 WAC 1101.2.1; 403.3	\$39,640
239277	David E. Brink Park	David E. Brink Park	Exterior Access Route	Exterior Accessible Route	1	WASHINGTON: The slopes of the exterior accessible route are not compliant.	Walkway W4	State of Washington	WA Bldg Code 51-50 WAC 1101.2.1; 403.3	\$2,478
239279	David E. Brink Park	David E. Brink Park	Exterior Access Route	Stairs	1	Handrails are not compliant or are not provided.	Stair ST2	ADA	505	\$4,890
239280	David E. Brink Park	David E. Brink Park	Exterior Access Route	Exterior Accessible Route	1	WASHINGTON: The slopes of the exterior accessible route are not compliant.	Stair ST2	State of Washington	WA Bldg Code 51-50 WAC 1101.2.1; 403.3	\$991



Phase 1										
Id	Facility	Building	Assembly	Type	Barrier Priority	Detail	Location Description	ADA	Ref. Number	Total
239281	David E. Brink Park	David E. Brink Park	Exterior Access Route	Exterior Accessible Route	1	Sidewalk has areas of vertical level changes in excess of 1/4" that are not ramped.	Walkway W3	ADA	303	\$198
239271	David E. Brink Park	David E. Brink Park	Exterior Access Route	Stairs	3	WASHINGTON: The stair treads do not have visual contrast of dark-on-light or light-on-dark on the leading 2" of the tread from the remaining portion of the tread surface.	Stair ST1	IBC	2009 ANSI A117.1-504.5.1	\$493
239278	David E. Brink Park	David E. Brink Park	Exterior Access Route	Stairs	3	WASHINGTON: The stair treads do not have visual contrast of dark-on-light or light-on-dark on the leading 2" of the tread from the remaining portion of the tread surface.	Stair ST2	IBC	2009 ANSI A117.1-504.5.1	\$317
239269	David E. Brink Park	David E. Brink Park	Exterior Access Route	Drinking Fountain/Water Cooler	4	The minimum number and types of drinking fountains are not provided.	Drinking Fountain DF1	ADA	211.2; 602; 309	\$8,000
240081	David E. Brink Park	David E. Brink Park	Site Furnishings	Drinking Fountain/Water Cooler	4	A clear space is not positioned at the lower level drinking fountain for a forward approach and centered on the unit.	Drinking Fountain DF1	ADA	602.2	\$238
241243	Doris Cooper Houghton Beach Park	Doris Cooper Houghton Beach Park	Accessible Parking	Parking Space - Van	1	WASHINGTON: A van stall, access aisle, and signage are not provided and the slope and/or ground surface is/are not compliant.	Parking Lot 1	State of Washington	WA Bldg Code 51-50 WAC 1101; ADA 502.4, 502.5	\$11,300
241244	Doris Cooper Houghton Beach Park	Doris Cooper Houghton Beach Park	Accessible Parking	Parking Space - Car	1	The slope of the parking space is greater than 1:50 (2%).	Parking Stall 1 (P1)	ADA	502.4	\$6,300
241245	Doris Cooper Houghton Beach Park	Doris Cooper Houghton Beach Park	Accessible Parking	Parking Space - Car	1	The access aisle slope is greater than 1:50 (2%).	Parking Stall 1 & 2 (P1 & P2)	ADA	502.4	\$5,000
241246	Doris Cooper Houghton Beach Park	Doris Cooper Houghton Beach Park	Accessible Parking	Parking Space - Car	1	The access aisle is less than 60" wide.	Parking Stall 1 & 2 (P1 & P2)	ADA	502.3.1	\$0
241247	Doris Cooper Houghton Beach Park	Doris Cooper Houghton Beach Park	Accessible Parking	Parking Space - Car	1	The slope of the parking space is greater than 1:50 (2%).	Parking Stall 2 (P2)	ADA	502.4	\$6,300
241248	Doris Cooper Houghton Beach Park	Doris Cooper Houghton Beach Park	Exterior Access Route	Curb Ramp	1	A compliant parallel curb ramp is not provided. Washington: The curb ramp width is less than 44"	Curb Ramp 1 (CR1)	ADA	WA Bldg Code 51-50 WAC 1101.6.6; ADA 304, 406	\$1,750
241256	Doris Cooper Houghton Beach Park	Doris Cooper Houghton Beach Park	Picnic Area	Exterior Accessible Route	1	WASHINGTON: An exterior accessible route is not provided.	Picnic Area 1 (PA1)	State of Washington	WA Bldg Code 51-50 WAC 1101.2.1; 403.3	\$260
241257	Doris Cooper Houghton Beach Park	Doris Cooper Houghton Beach Park	Exterior Access Route	Exterior Accessible Route	1	WASHINGTON: An exterior accessible route is not provided.	Playground (PG)	State of Washington	WA Bldg Code 51-50 WAC 1101.2.1; 403.3	\$396
241262	Doris Cooper Houghton Beach Park	Doris Cooper Houghton Beach Park	Exterior Access Route	Stairs	1	Steps do not have uniform and compliant riser heights and/or tread depths.	Stair 1 (ST1)	ADA	504.2	\$7,650
241263	Doris Cooper Houghton Beach Park	Doris Cooper Houghton Beach Park	Exterior Access Route	Stairs	1	Handrail extensions are not compliant.	Stair 1 (ST1)	ADA	505.1	\$489
241266	Doris Cooper Houghton Beach Park	Doris Cooper Houghton Beach Park	Exterior Access Route	Volleyball Court	1	An accessible route does not directly connect each side of the court outside the play lines.	Volleyball Court	ADA	206.2.12; 403	\$1,906
241267	Doris Cooper Houghton Beach Park	Doris Cooper Houghton Beach Park	Exterior Access Route	Exterior Accessible Route	1	WASHINGTON: The slopes of the exterior accessible route are not compliant.	Walkways Into & Throughout the Park	State of Washington	WA Bldg Code 51-50 WAC 1101.2.1; 403.3	\$257,700



Phase 1										
Id	Facility	Building	Assembly	Type	Barrier Priority	Detail	Location Description	ADA	Ref. Number	Total
241276	Doris Cooper Houghton Beach Park	Doris Cooper Houghton Beach Park	Exterior Access Route	Exterior Accessible Route	1	WASHINGTON: An exterior accessible route is not provided.	Picnic Area 2 (PA2)	State of Washington	WA Bldg Code 51-50 WAC 1101.2.1; 403.3	\$788
241280	Doris Cooper Houghton Beach Park	Doris Cooper Houghton Beach Park	Accessible Parking	Parking Space - Car	1	WASHINGTON: The car access aisle signage is not compliant or not provided.	Parking Stall 1 & 2 (P1 & P2)	State of Washington	WA Bldg Code 51-50 WAC 1101	\$280
241686	Doris Cooper Houghton Beach Park	Doris Cooper Houghton Beach Park	Exterior Access Route	Exterior Accessible Route	1	WASHINGTON: An exterior accessible route is not provided.	Concession Stand (CS)	State of Washington	WA Bldg Code 51-50 WAC 1101.2.1; 403.3	\$496
241250	Doris Cooper Houghton Beach Park	Doris Cooper Houghton Beach Park	Concession Stand	Service Counter	2	The service counter height is greater than 36" and/or the counter length is less than 36", where a parallel approach is present.	Concession Stand (CS)	ADA	305; 904.4.1	\$1,805
241254	Doris Cooper Houghton Beach Park	Doris Cooper Houghton Beach Park	Restroom	Protruding Object	2	The restroom circulation path is not free of objects protruding more than 4" from wall in the space between 27" and 80" height above finish floor.	Men's Restroom (MRR)	ADA	307.2	\$250
241258	Doris Cooper Houghton Beach Park	Doris Cooper Houghton Beach Park	Playground	Ground Surface - Fibar	2	The ground surface has not been inspected and maintained regularly.	Playground (PG)	ADA	1008.2	\$1,833
241260	Doris Cooper Houghton Beach Park	Doris Cooper Houghton Beach Park	Playground	Transfer System	2	The side of the transfer platform used for transfer is obstructed.	Playground (PG)	ADA	1008.3.1.3	\$500
241284	Doris Cooper Houghton Beach Park	Doris Cooper Houghton Beach Park	Restroom	Protruding Object	2	The restroom circulation path is not free of objects protruding more than 4" from wall in the space between 27" and 80" height above finish floor.	Women's Restroom (WRR)	ADA	307.2	\$250
241249	Doris Cooper Houghton Beach Park	Doris Cooper Houghton Beach Park	Restroom	Restroom/Bathroom - Signage	3	The provided signage is not mounted at the latch side of the door or at a compliant height.	Men's & Women's Restroom (MRR & WRR)	ADA	216.2,703.1, 703.2, 703.5	\$110
241252	Doris Cooper Houghton Beach Park	Doris Cooper Houghton Beach Park	Restroom	Restroom/Bathroom - Lavatory	3	The lavatory does not have the required knee clearance.	Men's Restroom (MRR)	ADA	606; 306	\$720
241253	Doris Cooper Houghton Beach Park	Doris Cooper Houghton Beach Park	Restroom	Restroom/Bathroom - Lavatory	3	Pipes are not insulated.	Men's Restroom (MRR)	ADA	606.5	\$65
241255	Doris Cooper Houghton Beach Park	Doris Cooper Houghton Beach Park	Restroom	Restroom/Bathroom - Toilet Stall	3	A wheelchair stall is not provided in a multi-user restroom.	Men's Restroom (MRR)	ADA	309, 404.2.7, 604.5.1, 604.6, 604.7, 604.8.1.1, 604.8.1.2, 604.8.1.5, 604.9, 609.3	\$2,750
241259	Doris Cooper Houghton Beach Park	Doris Cooper Houghton Beach Park	Exterior Access Route	Stairs	3	WASHINGTON: The stair treads do not have visual contrast of dark-on-light or light-on-dark on the leading 2" of the tread from the remaining portion of the tread surface.	Playground (PG)	IBC	2009 ANSI A117.1-504.5.1	\$317
241261	Doris Cooper Houghton Beach Park	Doris Cooper Houghton Beach Park	Exterior Access Route	Stairs	3	WASHINGTON: The stair treads do not have visual contrast of dark-on-light or light-on-dark on the leading 2" of the tread from the remaining portion of the tread surface.	Stair 1 (ST1)	IBC	2009 ANSI A117.1-504.5.1	\$176

Phase 1										
Id	Facility	Building	Assembly	Type	Barrier Priority	Detail	Location Description	ADA	Ref. Number	Total
241265	Doris Cooper Houghton Beach Park	Doris Cooper Houghton Beach Park	Exterior Access Route	Stairs	3	WASHINGTON: The stair treads do not have visual contrast of dark-on-light or light-on-dark on the leading 2" of the tread from the remaining portion of the tread surface.	Stair 2 (ST2)	IBC	2009 ANSI A117.1-504.5.1	\$211
241281	Doris Cooper Houghton Beach Park	Doris Cooper Houghton Beach Park	Restroom	Restroom/Bathroom - Lavatory	3	Pipes are not insulated.	Women's Restroom (WRR)	ADA	606.5	\$65
241282	Doris Cooper Houghton Beach Park	Doris Cooper Houghton Beach Park	Restroom	Restroom/Bathroom-Lavatory	3	The lavatory does not have the required knee clearance.	Women's Restroom (WRR)	ADA	606; 306	\$720
241283	Doris Cooper Houghton Beach Park	Doris Cooper Houghton Beach Park	Restroom	Restroom/Bathroom - Lavatory	3	The lavatory is mounted higher than 34" to the higher of the rim or counter.	Women's Restroom (WRR)	ADA	606.2 and 606.3 309, 404.2.7, 604.5.1, 604.6, 604.7, 604.8.1.1, 604.8.1.2, 604.8.1.5, 604.9, 609.3	\$720
241285	Doris Cooper Houghton Beach Park	Doris Cooper Houghton Beach Park	Restroom	Restroom/Bathroom - Toilet Stall	3	A wheelchair stall is not provided in a multi-user restroom.	Women's Restroom (WRR)	ADA	WA Bldg Code 51-50 WAC 1101.2.1; 403.3	\$2,750
241151	McAuliffe Park	East Community Garden	Exterior Access Route	Exterior Accessible Route	1	WASHINGTON: The slopes of the exterior accessible route are not compliant.	Walkway to Garden	State of Washington	WA Bldg Code 51-50 WAC 1101; ADA 502.4, 502.5	\$2,378
241164	McAuliffe Park	East Community Garden	Accessible Parking	Parking Space-Van	1	WASHINGTON: A van stall, access aisle, and signage are not provided and the slope and/or ground surface is/are not compliant.	Parking Lot at Community Garden	State of Washington		\$11,300
241165	McAuliffe Park	East Community Garden	Exterior Access Route	Exterior Accessible Route	1	The accessible route has gaps in the surface greater than 1/2" wide.	Walkway to Garden	ADA	302.3	\$750
241166	McAuliffe Park	East Community Garden	Exterior Access Route	Exterior Accessible Route	1	The accessible route does not have 80" vertical clearance.	Walkway to Garden	ADA	307.4	\$200
241167	McAuliffe Park	East Community Garden	Exterior Access Route	Exterior Accessible Route	1	WASHINGTON: The slopes of the exterior accessible route are not compliant.	Walkway to Garden	State of Washington	WA Bldg Code 51-50 WAC 1101.2.1; 403.3	\$2,000
241168	McAuliffe Park	East Community Garden	Exterior Access Route	Exterior Accessible Route	1	WASHINGTON: An exterior accessible route is not provided.	Picnic Table at Grass Area	State of Washington	WA Bldg Code 51-50 WAC 1101.2.1; 403.3	\$358
241170	McAuliffe Park	East Community Garden	Exterior Access Route	Exterior Accessible Route	1	WASHINGTON: An exterior accessible route is not provided.	Garden	State of Washington	WA Bldg Code 51-50 WAC 1101.2.1; 403.3	\$717
241172	McAuliffe Park	East Community Garden	Exterior Access Route	Exterior Accessible Route	1	WASHINGTON: An exterior accessible route is not provided.	Walkway from Garden to Gazebo	State of Washington	WA Bldg Code 51-50 WAC 1101.2.1; 403.3	\$3,226
241173	McAuliffe Park	East Community Garden	Exterior Access Route	Exterior Accessible Route	1	Sidewalk has areas of vertical level changes in excess of 1/4" that are not ramped.	Walkway from Garden to Gazebo	ADA	303	\$200
241174	McAuliffe Park	East Community Garden	Exterior Access Route	Exterior Accessible Route	1	WASHINGTON: The slopes of the exterior accessible route are not compliant.	Walkway from Garden to Gazebo	State of Washington	WA Bldg Code 51-50 WAC 1101.2.1; 403.3	\$2,800
241176	McAuliffe Park	East Community Garden	Exterior Access Route	Exterior Accessible Route	1	Sidewalk has areas of vertical level changes in excess of 1/4" that are not ramped.	Walkway from Garden to Gazebo	ADA	303	\$50

Phase 1										
Id	Facility	Building	Assembly	Type	Barrier Priority	Detail	Location Description	ADA	Ref. Number	Total
241177	McAuliffe Park	East Community Garden	Exterior Access Route	Exterior Accessible Route	1	WASHINGTON: The slopes of the exterior accessible route are not compliant.	Walkway at Gazebo	State of Washington	WA Bldg Code 51-50 WAC 1101.2.1; 403.3	\$6,000
241178	McAuliffe Park	East Community Garden	Exterior Access Route	Exterior Accessible Route	1	WASHINGTON: The clear width of the exterior accessible route is less than 44".	Walkway at Gazebo	State of Washington	WA Bldg Code 51-50 WAC 1101.2.1; 403.3	\$0
241179	McAuliffe Park	East Community Garden	Exterior Access Route	Exterior Accessible Route	1	Sidewalk has areas of vertical level changes in excess of 1/4" that are not ramped.	Walkway at Gazebo	ADA	303	\$0
241180	McAuliffe Park	East Community Garden	Exterior Access Route	Exterior Accessible Route	1	Sidewalk has areas of vertical level changes in excess of 1/4" that are not ramped.	Gazebo	ADA	303	\$60
241181	McAuliffe Park	East Community Garden	Exterior Access Route	Exterior Accessible Route	1	WASHINGTON: The slopes of the exterior accessible route are not compliant.	Gazebo	State of Washington	WA Bldg Code 51-50 WAC 1101.2.1; 403.3	\$1,075
241182	McAuliffe Park	East Community Garden	Exterior Access Route	Exterior Accessible Route	1	WASHINGTON: The slopes of the exterior accessible route are not compliant.	Walkway from Gazebo to Road	State of Washington	WA Bldg Code 51-50 WAC 1101.2.1; 403.3	\$800
241183	McAuliffe Park	East Community Garden	Exterior Access Route	Curb Ramp	1	WASHINGTON: The curb ramp is not compliant.	Walkway from Gazebo to Road	State of Washington	WA Bldg Code 51-50 WAC 1101.6; ADA 406; 405.2 thru 405.5; Table 405.2; 403.5.1	\$1,750
241184	McAuliffe Park	East Community Garden	Exterior Access Route	Exterior Accessible Route	1	WASHINGTON: The slopes of the exterior accessible route are not compliant.	Walkway from Gazebo to Open Area	State of Washington	WA Bldg Code 51-50 WAC 1101.2.1; 403.3	\$3,200
241186	McAuliffe Park	East Community Garden	Exterior Access Route	Exterior Accessible Route	1	Sidewalk has areas of vertical level changes in excess of 1/4" that are not ramped.	Walkway from Gazebo to Open Area	ADA	303	\$40
241192	McAuliffe Park	East Community Garden	Exterior Access Route	Exterior Accessible Route	1	WASHINGTON: The slopes of the exterior accessible route are not compliant.	Walkway from Community Garden to Restroom	State of Washington	WA Bldg Code 51-50 WAC 1101.2.1; 403.3	\$2,750
241193	McAuliffe Park	East Community Garden	Exterior Access Route	Exterior Accessible Route	1	WASHINGTON: The slopes of the exterior accessible route are not compliant.	Walkway from Community Garden to Restroom	State of Washington	WA Bldg Code 51-50 WAC 1101.2.1; 403.3	\$250
241194	McAuliffe Park	East Community Garden	Exterior Access Route	Exterior Accessible Route	1	Sidewalk has areas of vertical level changes in excess of 1/4" that are not ramped.	Walkway from Community Garden to Restroom	ADA	303	\$50
241197	McAuliffe Park	East Community Garden	Exterior Access Route	Exterior Accessible Route	1	The accessible route does not have 80" vertical clearance.	Drinking Fountain at Restroom 1 (RR1)	ADA	307.4	\$2,500
241169	McAuliffe Park	East Community Garden	Picnic Area	Picnic Table	2	The picnic table does not allow a clear space for forward wheelchair approach with knee and toe clearance.	Picnic Table at Grass Area	ADA	902.2; 902.4	\$1,300
241171	McAuliffe Park	East Community Garden	Exterior Access Route	Clear Space	3	Clear space is not provided at the operable part.	Water supply / hose at Grass Area	ADA	305; 309.2	\$108
241199	McAuliffe Park	East Community Garden	Restroom	Restroom/Bathroom - Door	3	The accessible restroom entry door does not have compliant maneuvering clearances.	Unisex Restroom (RR1)	IBC	2009 ANSI A117.1-404.2.3	\$1,250

Phase 1										
Id	Facility	Building	Assembly	Type	Barrier Priority	Detail	Location Description	ADA	Ref. Number	Total
241200	McAuliffe Park	East Community Garden	Restroom	Restroom/Bathroom - Signage	3	The restroom does not have compliant signage at the door with the International Symbol of Accessibility, raised characters, and Braille.	Unisex Restroom (RR1)	ADA	216.2, 703.1, 703.2, 703.5, 703.6	\$55
241201	McAuliffe Park	East Community Garden	Restroom	Restroom/Bathroom - Signage	3	The provided signage is not mounted at the latch side of the door or at a compliant height.	Unisex Restroom (RR1)	ADA	216.2,703.1, 703.2, 703.5	\$55
241202	McAuliffe Park	East Community Garden	Restroom	Restroom/Bathroom - Door	3	The threshold at the accessible door is greater than ½" in height.	Unisex Restroom (RR1)	ADA	404.2.5	\$179
241203	McAuliffe Park	East Community Garden	Restroom	Restroom/Bathroom - Door	3	The door has less than 32" clear width.	Unisex Restroom (RR1)	ADA	404.2.3	\$1,124
241204	McAuliffe Park	East Community Garden	Restroom	Restroom/Bathroom	3	The entire restroom is not compliant due to limited room dimensions.	Unisex Restroom (RR1)	ADA	603, 604, 606	\$12,000
241195	McAuliffe Park	East Community Garden	Site Furnishings	Drinking Fountain/Water Cooler	4	The minimum number and types of drinking fountains are not provided.	Drinking Fountain at Restroom 1 (RR1)	ADA	211.2; 602; 309	\$8,000
240766	Everest Park	Everest Park	Accessible Parking	Parking Space - Van	1	WASHINGTON: A van stall, access aisle, and signage are not provided and the slope and/or ground surface is/are not compliant.	Parking Lot 1	State of Washington	WA Bldg Code 51-50 WAC 1101; ADA 502.4, 502.5	\$11,300
240767	Everest Park	Everest Park	Accessible Parking	Parking Space - Car	1	The slope of the parking space is greater than 1:50 (2%).	Parking Stall 1 (P1)	ADA	502.4	\$6,300
240768	Everest Park	Everest Park	Accessible Parking	Parking Space - Car	1	The access aisle slope is greater than 1:50 (2%).	Parking Stall 1 (P1)	ADA	502.4	\$5,000
240769	Everest Park	Everest Park	Accessible Parking	Parking Space - Car	1	The access aisle is less than 60" wide.	Parking Stall 1 (P1)	ADA	502.3.1	\$0
240770	Everest Park	Everest Park	Accessible Parking	Parking Space - Car	1	WASHINGTON: Signage is not located at the required height for the standard accessible space or access aisle.	Parking Stall 1 (P1)	ADA	502.6; WA Bldg Code 51-50 WAC 1101.2.6	\$280
240771	Everest Park	Everest Park	Accessible Parking	Parking Space - Car	1	The slope of the parking space is greater than 1:50 (2%).	Parking Stall 2 (P2)	ADA	502.4	\$6,300
240772	Everest Park	Everest Park	Accessible Parking	Parking Space - Car	1	The access aisle slope is greater than 1:50 (2%).	Parking Stall 2 (P2)	ADA	502.4	\$5,000
240773	Everest Park	Everest Park	Accessible Parking	Parking Space - Car	1	The access aisle is less than 60" wide.	Parking Stall 2 (P2)	ADA	502.3.1	\$0
240774	Everest Park	Everest Park	Accessible Parking	Parking Space - Car	1	WASHINGTON: The car access aisle signage is not compliant or not provided.	Parking Stall 2 (P2)	State of Washington	WA Bldg Code 51-50 WAC 1101 502.6; WA Bldg Code 51-50 WAC 1101.2.6	\$280
240775	Everest Park	Everest Park	Accessible Parking	Parking Space - Car	1	WASHINGTON: Compliant signage is not provided at the standard space or access aisle.	Parking Stall 2 (P2)	ADA	502.6; WA Bldg Code 51-50 WAC 1101.2.6	\$280
240776	Everest Park	Everest Park	Accessible Parking	Parking Space - Car	1	WASHINGTON: The car access aisle signage is not compliant or not provided.	Parking Stall 1 (P1)	State of Washington	WA Bldg Code 51-50 WAC 1101	\$280
240777	Everest Park	Everest Park	Accessible Parking	Parking Space - Car	1	The slope of the parking space is greater than 1:50 (2%).	Parking Stall 3 (P3)	ADA	502.4	\$6,300
240778	Everest Park	Everest Park	Accessible Parking	Parking Space - Car	1	WASHINGTON: Signage is not located at the required height for the standard accessible space or access aisle.	Parking Stall 3 (P3)	ADA	502.6; WA Bldg Code 51-50 WAC 1101.2.6	\$280
240779	Everest Park	Everest Park	Accessible Parking	Parking Space - Car	1	The access aisle slope is greater than 1:50 (2%).	Parking Stall 4 (P4)	ADA	502.4	\$5,000

Phase 1										
Id	Facility	Building	Assembly	Type	Barrier Priority	Detail	Location Description	ADA	Ref. Number	Total
240780	Everest Park	Everest Park	Accessible Parking	Parking Space - Car	1	WASHINGTON: The car access aisle signage is not compliant or not provided.	Parking Stall 4 (P4)	State of Washington	WA Bldg Code 51-50 WAC 1101	\$280
240781	Everest Park	Everest Park	Accessible Parking	Parking Space - Car	1	The slope of the parking space is greater than 1:50 (2%).	Parking Stall 4 (P4)	ADA	502.4	\$6,300
240782	Everest Park	Everest Park	Accessible Parking	Parking Space - Car	1	WASHINGTON: Signage is not located at the required height for the standard accessible space or access aisle.	Parking Stall 4 (P4)	ADA	502.6; WA Bldg Code 51-50 WAC 1101.2.6	\$280
240784	Everest Park	Everest Park	Exterior Access Route	Exterior Accessible Route	1	Sidewalk has areas of vertical level changes in excess of 1/4" that are not ramped.	Men's & Women's Restroom (MRR & WRR)	ADA	303	\$357
240791	Everest Park	Everest Park	Exterior Access Route	Exterior Accessible Route	1	The accessible route has gaps in the surface greater than 1/2" wide.	Men's & Women's Restroom (MRR & WRR)	ADA	302.3	\$1,229
240793	Everest Park	Everest Park	Exterior Access Route	Exterior Accessible Route	1	WASHINGTON: The slopes of the exterior accessible route are not compliant.	Men's & Women's Restroom (MRR & WRR)	State of Washington	WA Bldg Code 51-50 WAC 1101.2.1; 403.3	\$6,184
240796	Everest Park	Everest Park	Exterior Access Route	Exterior Accessible Route	1	WASHINGTON: The slopes of the exterior accessible route are not compliant.	Walkway 1 (W1)	State of Washington	WA Bldg Code 51-50 WAC 1101.2.1; 403.3	\$3,369
240797	Everest Park	Everest Park	Exterior Access Route	Exterior Accessible Route	1	WASHINGTON: An exterior accessible route is not provided.	Picnic Area 1 (PA1)	State of Washington	WA Bldg Code 51-50 WAC 1101.2.1; 403.3	\$215
240798	Everest Park	Everest Park	Exterior Access Route	Exterior Accessible Route	1	WASHINGTON: An exterior accessible route is not provided.	Picnic Area 2 (PA2)	State of Washington	WA Bldg Code 51-50 WAC 1101.2.1; 403.3	\$573
240799	Everest Park	Everest Park	Exterior Access Route	Exterior Accessible Route	1	WASHINGTON: An exterior accessible route is not provided.	Ball Field 1 (BF1)	State of Washington	WA Bldg Code 51-50 WAC 1101.2.1; 403.3	\$2,294
240804	Everest Park	Everest Park	Exterior Access Route	Stairs	1	Handrails are not compliant or are not provided.	Stair 2 (ST2)	ADA	505	\$5,542
240806	Everest Park	Everest Park	Exterior Access Route	Exterior Accessible Route	1	WASHINGTON: An exterior accessible route is not provided.	Ball Field 1 (BF1)	State of Washington	WA Bldg Code 51-50 WAC 1101.2.1; 403.3	\$2,330
240808	Everest Park	Everest Park	Exterior Access Route	Stairs	1	Handrails are not compliant or are not provided.	Ball Field 1 (BF1)	ADA	505	\$7,824
240810	Everest Park	Everest Park	Exterior Access Route	Stairs	1	Handrails are not compliant or are not provided.	Stair 3 (ST3)	ADA	505	\$7,824
240811	Everest Park	Everest Park	Exterior Access Route	Exterior Accessible Route	1	WASHINGTON: The slopes of the exterior accessible route are not compliant.	Walkway 2 (W2)	State of Washington	WA Bldg Code 51-50 WAC 1101.2.1; 403.3	\$6,048
240813	Everest Park	Everest Park	Exterior Access Route	Exterior Accessible Route	1	The accessible route has gaps in the surface greater than 1/2" wide.	Ball Field 2 (BF2)	ADA	302.3	\$375
240815	Everest Park	Everest Park	Exterior Access Route	Stairs	1	Handrails are not compliant or are not provided.	Ball Field 2 (BF2)	ADA	505	\$7,824
240816	Everest Park	Everest Park	Exterior Access Route	Exterior Accessible Route	1	WASHINGTON: An exterior accessible route is not provided.	Ball Field 2 (BF2)	State of Washington	WA Bldg Code 51-50 WAC 1101.2.1; 403.3	\$2,330

Phase 1										
Id	Facility	Building	Assembly	Type	Barrier Priority	Detail	Location Description	ADA	Ref. Number	Total
240824	Everest Park	Everest Park	Exterior Access Route	Stairs	1	Handrails are not compliant or are not provided.	Ball Field 3 (BF3)	ADA	505	\$7,824
240825	Everest Park	Everest Park	Exterior Access Route	Exterior Accessible Route	1	WASHINGTON: An exterior accessible route is not provided.	Ball Field 3 (BF3)	State of Washington	WA Bldg Code 51-50 WAC 1101.2.1; 403.3	\$2,330
240828	Everest Park	Everest Park	Exterior Access Route	Exterior Accessible Route	1	WASHINGTON: An exterior accessible route is not provided.	Ball Field 4 (BF4)	State of Washington	WA Bldg Code 51-50 WAC 1101.2.1; 403.3	\$2,330
240830	Everest Park	Everest Park	Exterior Access Route	Stairs	1	Handrails are not compliant or are not provided.	Ball Field 4 (BF4)	ADA	505	\$7,824
240833	Everest Park	Everest Park	Exterior Access Route	Exterior Accessible Route	1	WASHINGTON: The slopes of the exterior accessible route are not compliant.	Walkway 3 (W3)	State of Washington	WA Bldg Code 51-50 WAC 1101.2.1; 403.3	\$22,440
240834	Everest Park	Everest Park	Exterior Access Route	Exterior Accessible Route	1	WASHINGTON: An exterior accessible route is not provided.	Playground 1 (PG1)	State of Washington	WA Bldg Code 51-50 WAC 1101.2.1; 403.3	\$143
240838	Everest Park	Everest Park	Exterior Access Route	Exterior Accessible Route	1	WASHINGTON: An exterior accessible route is not provided.	Playground 2 (PG2)	State of Washington	WA Bldg Code 51-50 WAC 1101.2.1; 403.3	\$1,168
240841	Everest Park	Everest Park	Exterior Access Route	Exterior Accessible Route	1	WASHINGTON: An exterior accessible route is not provided.	Shelter 1 (S1)	State of Washington	WA Bldg Code 51-50 WAC 1101.2.1; 403.3	\$177
240842	Everest Park	Everest Park	Exterior Access Route	Exterior Accessible Route	1	WASHINGTON: An exterior accessible route is not provided.	Picnic Area 3 (PA3)	State of Washington	WA Bldg Code 51-50 WAC 1101.2.1; 403.3	\$649
240843	Everest Park	Everest Park	Exterior Access Route	Exterior Accessible Route	1	WASHINGTON: An exterior accessible route is not provided.	Ball Field 2 (BF2)	State of Washington	WA Bldg Code 51-50 WAC 1101.2.1; 403.3	\$1,080
240844	Everest Park	Everest Park	Exterior Access Route	Exterior Accessible Route	1	WASHINGTON: An exterior accessible route is not provided.	Batting Cage (BC)	State of Washington	WA Bldg Code 51-50 WAC 1101.2.1; 403.3	\$779
240846	Everest Park	Everest Park	Exterior Access Route	Exterior Accessible Route	1	WASHINGTON: The slopes of the exterior accessible route are not compliant.	Walkway 4 (W4)	State of Washington	WA Bldg Code 51-50 WAC 1101.2.1; 403.3	\$2,700
240847	Everest Park	Everest Park	Accessible Parking	Parking Space - Van	1	WASHINGTON: A van stall, access aisle, and signage are not provided and the slope and/or ground surface is/are not compliant.	Parking Lot 2	State of Washington	WA Bldg Code 51-50 WAC 1101; ADA 502.4, 502.5	\$11,300
240848	Everest Park	Everest Park	Accessible Parking	Parking Space - Car	1	The slope of the parking space is greater than 1:50 (2%).	Parking Stall 5 (P5)	ADA	502.4	\$6,300
240849	Everest Park	Everest Park	Accessible Parking	Parking Space - Car	1	WASHINGTON: Signage is not located at the required height for the standard accessible space or access aisle.	Parking Stall 5 (P5)	ADA	502.6; WA Bldg Code 51-50 WAC 1101.2.6	\$280
240850	Everest Park	Everest Park	Accessible Parking	Parking Space - Car	1	The access aisle is less than 60" wide.	Parking Stall 5 & 6 Access Aisle	ADA	502.3.1	\$0
240851	Everest Park	Everest Park	Accessible Parking	Parking Space - Car	1	The access aisle slope is greater than 1:50 (2%).	Parking Stall 5 & 6 Access Aisle	ADA	502.4	\$5,000

Phase 1										
Id	Facility	Building	Assembly	Type	Barrier Priority	Detail	Location Description	ADA	Ref. Number	Total
240852	Everest Park	Everest Park	Accessible Parking	Parking Space - Car	1	WASHINGTON: The car access aisle signage is not compliant or not provided.	Parking Stall 5 & 6 Access Aisle	State of Washington	WA Bldg Code 51-50 WAC 1101	\$280
240853	Everest Park	Everest Park	Accessible Parking	Parking Space - Car	1	The slope of the parking space is greater than 1:50 (2%).	Parking Stall 6 (P6)	ADA	502.4	\$6,300
240854	Everest Park	Everest Park	Accessible Parking	Parking Space - Car	1	WASHINGTON: Signage is not located at the required height for the standard accessible space or access aisle.	Parking Stall 6 (P6)	ADA	502.6; WA Bldg Code 51-50 WAC 1101.2.6	\$280
240855	Everest Park	Everest Park	Exterior Access Route	Exterior Accessible Route	1	WASHINGTON: The slopes of the exterior accessible route are not compliant.	Walkway 5 (W5)	State of Washington	WA Bldg Code 51-50 WAC 1101.2.1; 403.3	\$18,600
240856	Everest Park	Everest Park	Exterior Access Route	Exterior Accessible Route	1	WASHINGTON: The slopes of the exterior accessible route are not compliant.	Walkway 6 (W6)	State of Washington	WA Bldg Code 51-50 WAC 1101.2.1; 403.3	\$5,200
240857	Everest Park	Everest Park	Exterior Access Route	Exterior Accessible Route	1	WASHINGTON: The slopes of the exterior accessible route are not compliant.	Walkway 7 (W7)	State of Washington	WA Bldg Code 51-50 WAC 1101.2.1; 403.3	\$1,200
240858	Everest Park	Everest Park	Exterior Access Route	Exterior Accessible Route	1	WASHINGTON: The slopes of the exterior accessible route are not compliant.	Walkway 8 (W8)	State of Washington	WA Bldg Code 51-50 WAC 1101.2.1; 403.3	\$2,000
240859	Everest Park	Everest Park	Exterior Access Route	Exterior Accessible Route	1	WASHINGTON: The slopes of the exterior accessible route are not compliant.	Walkway 9 (W9)	State of Washington	WA Bldg Code 51-50 WAC 1101.2.1; 403.3	\$5,150
240860	Everest Park	Everest Park	Exterior Access Route	Exterior Accessible Route	1	Sidewalk has areas of vertical level changes in excess of 1/4" that are not ramped.	Walkway 9 (W9)	ADA	303	\$30
240861	Everest Park	Everest Park	Exterior Access Route	Exterior Accessible Route	1	WASHINGTON: The slopes of the exterior accessible route are not compliant.	Walkway 9 (W9)	State of Washington	WA Bldg Code 51-50 WAC 1101.2.1; 403.3	\$8,800
240862	Everest Park	Everest Park	Exterior Access Route	Gate	1	The gate maneuvering clearance area is not compliant.	Pickleball Court	ADA	404; 404.2.3, 404.2.4	\$568
240864	Everest Park	Everest Park	Exterior Access Route	Exterior Accessible Route	1	WASHINGTON: An exterior accessible route is not provided.	Picnic Area 4 (PA4)	State of Washington	WA Bldg Code 51-50 WAC 1101.2.1; 403.3	\$649
241205	Everest Park	Everest Park	Exterior Access Route	Exterior Accessible Route	1	WASHINGTON: The slopes of the exterior accessible route are not compliant.	Walkway 10 (W10)	State of Washington	WA Bldg Code 51-50 WAC 1101.2.1; 403.3	\$13,100
241446	Everest Park	Everest Park	Accessible Parking	Parking Space-Car	1	WASHINGTON: A car stall, access aisle, and signage are not provided and the slope and/or ground surface is/are not compliant.	Parking Lot 2	State of Washington	WA Bldg Code 51-50 WAC 1101; ADA 502.4, 502.5	\$11,300
240787	Everest Park	Everest Park	Restroom	Protruding Object	2	The restroom circulation path is not free of objects protruding more than 4" from wall in the space between 27" and 80" height above finish floor.	Men's & Women's Restroom (MRR & WRR)	ADA	307.2	\$186
240801	Everest Park	Everest Park	Common Areas	Assembly Area	2	The required number of wheelchair spaces is not provided at the bleacher seating for the ball field.	Ball Field 1 (BF1)	ADA	221; 802.2; 802.3	\$105



Phase 1										
Id	Facility	Building	Assembly	Type	Barrier Priority	Detail	Location Description	ADA	Ref. Number	Total
240805	Everest Park	Everest Park	Exterior Access Route	Gate	2	The gate does not have a smooth surface within 10" of the ground.	Ball Field 1 (BF1)	ADA	404.2.10	\$320
240817	Everest Park	Everest Park	Baseball/Softball Field	Player Seating	2	A wheelchair space is not provided at each team bench area at the ball field.	Ball Field 2 (BF2)	ADA	221.2.1.4; 802.1	\$105
240818	Everest Park	Everest Park	Exterior Access Route	Gate	2	The gate does not have a smooth surface within 10" of the ground.	Ball Field 2 (BF2)	ADA	404.2.10	\$320
240819	Everest Park	Everest Park	Common Areas	Assembly Area	2	The required number of wheelchair spaces is not provided at the bleacher seating for the ball field.	Ball Field 2 (BF2)	ADA	221; 802.2; 802.3	\$210
240821	Everest Park	Everest Park	Common Areas	Assembly Area	2	The required number of wheelchair spaces is not provided at the bleacher seating for the ball field.	Ball Field 3 (BF3)	ADA	221; 802.2; 802.3	\$210
240827	Everest Park	Everest Park	Common Areas	Assembly Area	2	The required number of wheelchair spaces is not provided at the bleacher seating for the ball field.	Ball Field 4 (BF4)	ADA	221; 802.2; 802.3	\$210
240831	Everest Park	Everest Park	Baseball/Softball Field	Player Seating	2	The wheelchair space is not the minimum required dimensions at the team seating for the baseball/softball field.	Ball Field 4 (BF4)	ADA	221.2.1.4; 802.1	\$476
240832	Everest Park	Everest Park	Exterior Access Route	Gate	2	The gate does not have a smooth surface within 10" of the ground.	Ball Field 4 (BF4)	ADA	404.2.10	\$320
240837	Everest Park	Everest Park	Playground	Ground Surface - Fibar	2	The ground surface has not been inspected and maintained regularly.	Playground 1 (PG1)	ADA	1008.2	\$1,680
240839	Everest Park	Everest Park	Playground	Ground Surface - Fibar	2	The ground surface has not been inspected and maintained regularly.	Playground 2 (PG2)	ADA	1008.2	\$612
240840	Everest Park	Everest Park	Playground	Play Component - Play Table	2	The play table does not provide knee clearance 24" high minimum, 17" deep minimum, and 30" wide minimum, and/or the tops of rims, curbs, or other obstructions at the play table are higher than 31".	Shelter 1 (S1)	ADA	1008.4.3	\$1,103
240845	Everest Park	Everest Park	Exterior Access Route	Gate	2	The gate does not have a smooth surface within 10" of the ground.	Ball Field 3 (BF3)	ADA	404.2.10	\$320
240863	Everest Park	Everest Park	Exterior Access Route	Gate	2	The gate does not have a smooth surface within 10" of the ground.	Pickleball Court	ADA	404.2.10	\$160
240783	Everest Park	Everest Park	Restroom	Restroom/Bathroom - Signage	3	The provided signage is not mounted at the latch side of the door or at a compliant height.	Men's & Women's Restroom (MRR & WRR)	ADA	216.2,703.1, 703.2, 703.5	\$110
240785	Everest Park	Everest Park	Restroom	Restroom/Bathroom - Door	3	The door has less than 32" clear width.	Men's & Women's Restroom (MRR & WRR)	ADA	404.2.3	\$2,248
240786	Everest Park	Everest Park	Restroom	Restroom/Bathroom - Door	3	The threshold at the accessible door is greater than ½" in height.	Men's & Women's Restroom (MRR & WRR)	ADA	404.2.5	\$358
240788	Everest Park	Everest Park	Restroom	Restroom/Bathroom - Lavatory	3	Pipes are not insulated.	Men's & Women's Restroom (MRR & WRR)	ADA	606.5	\$130
240789	Everest Park	Everest Park	Restroom	Restroom/Bathroom - Lavatory	3	The lavatory does not have the required clear floor space of minimum 30" by minimum 48".	Men's Restroom (MRR)	ADA	606.2; 305	\$3,000



Phase 1										
Id	Facility	Building	Assembly	Type	Barrier Priority	Detail	Location Description	ADA	Ref. Number	Total
240790	Everest Park	Everest Park	Restroom	Restroom/Bathroom - Toilet Stall	3	A wheelchair stall is not provided in a multi-user restroom.	Men's & Women's Restroom (MRR & WRR)	ADA	309, 404.2.7, 604.5.1, 604.6, 604.7, 604.8.1.1, 604.8.1.2, 604.8.1.5, 604.9, 609.3	\$5,500
240792	Everest Park	Everest Park	Restroom	Restroom/Bathroom - Lavatory	3	The lavatory is mounted higher than 34" to the higher of the rim or counter.	Men's & Women's Restroom (MRR & WRR)	ADA	606.2 and 606.3	\$1,440
240802	Everest Park	Everest Park	Exterior Access Route	Stairs	3	WASHINGTON: The stair treads do not have visual contrast of dark-on-light or light-on-dark on the leading 2" of the tread from the remaining portion of the tread surface.	Stair 1 (ST1)	IBC	2009 ANSI A117.1-504.5.1	\$1,267
240803	Everest Park	Everest Park	Exterior Access Route	Stairs	3	WASHINGTON: The stair treads do not have visual contrast of dark-on-light or light-on-dark on the leading 2" of the tread from the remaining portion of the tread surface.	Stair 2 (ST2)	IBC	2009 ANSI A117.1-504.5.1	\$458
240807	Everest Park	Everest Park	Exterior Access Route	Stairs	3	WASHINGTON: The stair treads do not have visual contrast of dark-on-light or light-on-dark on the leading 2" of the tread from the remaining portion of the tread surface.	Ball Field 1 (BF1)	IBC	2009 ANSI A117.1-504.5.1	\$563
240809	Everest Park	Everest Park	Exterior Access Route	Stairs	3	WASHINGTON: The stair treads do not have visual contrast of dark-on-light or light-on-dark on the leading 2" of the tread from the remaining portion of the tread surface.	Stair 3 (ST3)	IBC	2009 ANSI A117.1-504.5.1	\$458
240814	Everest Park	Everest Park	Exterior Access Route	Stairs	3	WASHINGTON: The stair treads do not have visual contrast of dark-on-light or light-on-dark on the leading 2" of the tread from the remaining portion of the tread surface.	Ball Field 2 (BF2)	IBC	2009 ANSI A117.1-504.5.1	\$563
240823	Everest Park	Everest Park	Exterior Access Route	Stairs	3	WASHINGTON: The stair treads do not have visual contrast of dark-on-light or light-on-dark on the leading 2" of the tread from the remaining portion of the tread surface.	Ball Field 3 (BF3)	IBC	2009 ANSI A117.1-504.5.1	\$563
240829	Everest Park	Everest Park	Exterior Access Route	Stairs	3	WASHINGTON: The stair treads do not have visual contrast of dark-on-light or light-on-dark on the leading 2" of the tread from the remaining portion of the tread surface.	Ball Field 4 (BF4)	IBC	2009 ANSI A117.1-504.5.1	\$563
240835	Everest Park	Everest Park	Exterior Access Route	Stairs	3	WASHINGTON: The stair treads do not have visual contrast of dark-on-light or light-on-dark on the leading 2" of the tread from the remaining portion of the tread surface.	Playground 1 (PG1)	IBC	2009 ANSI A117.1-504.5.1	\$634
240794	Everest Park	Everest Park	Site Furnishings	Drinking Fountain/Water Cooler	4	A clear space is not positioned at the lower level drinking fountain for a forward approach and centered on the unit.	Drinking Fountain 1 (DF1)	ADA	602.2	\$238
240795	Everest Park	Everest Park	Site Furnishings	Drinking Fountain/Water Cooler	4	The minimum number and types of drinking fountains are not provided.	Drinking Fountain 1 (DF1)	ADA	211.2; 602; 309	\$8,000

Phase 1										
Id	Facility	Building	Assembly	Type	Barrier Priority	Detail	Location Description	ADA	Ref. Number	Total
253616	O. O. Denny Park	EXTERIOR	Amenity Not Evaluated	Amenity Not Evaluated	0	The amenity is not regulated by the ADA.	Denny Creek Trail	ADA	None	\$0
253639	O. O. Denny Park	EXTERIOR	Amenity Not Evaluated	Amenity Not Evaluated	0	The amenity is not regulated by the ADA.	Access to Water Front	ADA	None	\$0
253609	O. O. Denny Park	EXTERIOR	Accessible Parking	Parking Space-Van	1	WASHINGTON: A van stall, access aisle, and signage are not provided and the slope and/or ground surface is/are not compliant.	Parking Lot 1	State of Washington	WA Bldg Code 51-50 WAC 1101; ADA 502.4, 502.5	\$11,300
253611	O. O. Denny Park	EXTERIOR	Accessible Parking	Parking Space-Car	1	WASHINGTON: A car stall, access aisle, and signage are not provided and the slope and/or ground surface is/are not compliant.	Parking Lot 1	State of Washington	WA Bldg Code 51-50 WAC 1101; ADA 502.4, 502.5	\$11,300
253617	O. O. Denny Park	EXTERIOR	Accessible Parking	Parking Space - Car	1	The slope of the parking space is greater than 1:50 (2%).	Parking Lot 2 - Stall P1	ADA	502.4	\$6,300
253618	O. O. Denny Park	EXTERIOR	Accessible Parking	Parking Space - Car	1	WASHINGTON: Compliant signage is not provided at the standard space or access aisle.	Parking Lot 2 - Stall P1 / P2 Aisle	ADA	502.6; WA Bldg Code 51-50 WAC 1101.2.6	\$280
253619	O. O. Denny Park	EXTERIOR	Accessible Parking	Parking Space - Car	1	The access aisle slope is greater than 1:50 (2%).	Parking Lot 2 - Stall P1 / P2 Aisle	ADA	502.4	\$5,000
253620	O. O. Denny Park	EXTERIOR	Accessible Parking	Parking Space - Car	1	The slope of the parking space is greater than 1:50 (2%).	Parking Lot 2 - Stall P2	ADA	502.4	\$6,300
253621	O. O. Denny Park	EXTERIOR	Accessible Parking	Parking Space - Van	1	The slope of the parking space is greater than 1:50 (2%).	Parking Lot 2 - Stall P3	ADA	502.4	\$6,300
253622	O. O. Denny Park	EXTERIOR	Accessible Parking	Parking Space - Van	1	The access aisle slope is greater than 1:50 (2%).	Parking Lot 2 - Stall P3 / P4 Aisle	ADA	502.4	\$5,000
253623	O. O. Denny Park	EXTERIOR	Accessible Parking	Parking Space - Car	1	WASHINGTON: Compliant signage is not provided at the standard space or access aisle.	Parking Lot 2 - Stall P4	ADA	502.6; WA Bldg Code 51-50 WAC 1101.2.6	\$280
253624	O. O. Denny Park	EXTERIOR	Accessible Parking	Parking Space - Car	1	The slope of the parking space is greater than 1:50 (2%).	Parking Lot 2 - Stall P4	ADA	502.4	\$6,300
253625	O. O. Denny Park	EXTERIOR	Exterior Access Route	Curb Ramp	1	WASHINGTON: The slope of the curb ramp run is not compliant.	Curb Ramp CR1	State of Washington	WA Bldg Code 51-50 WAC 1101.6; ADA 406; 405.2 thru 405.5; Table 405.2; 403.5.1	\$1,750
253626	O. O. Denny Park	EXTERIOR	Exterior Access Route	Curb Ramp	1	The landing at the top of the curb ramp is not a compliant size.	Curb Ramp CR1	ADA	406.4	\$1,289
253627	O. O. Denny Park	EXTERIOR	Exterior Access Route	Curb Ramp	1	WASHINGTON: The slope of the curb ramp run is not compliant.	Curb Ramp CR2	State of Washington	WA Bldg Code 51-50 WAC 1101.6; ADA 406; 405.2 thru 405.5; Table 405.2; 403.5.1	\$1,750
253628	O. O. Denny Park	EXTERIOR	Exterior Access Route	Curb Ramp	1	The landing at the top of the curb ramp is not a compliant size.	Curb Ramp CR2	ADA	406.4	\$1,289
253629	O. O. Denny Park	EXTERIOR	Exterior Access Route	Exterior Accessible Route	1	WASHINGTON: The clear width of the exterior accessible route is less than 44".	Access from Parking Lot 2 toward Restrooms	State of Washington	WA Bldg Code 51-50 WAC 1101.2.1; 403.3	\$1,586

Phase 1										
Id	Facility	Building	Assembly	Type	Barrier Priority	Detail	Location Description	ADA	Ref. Number	Total
253630	O. O. Denny Park	EXTERIOR	Exterior Access Route	Exterior Accessible Route	1	WASHINGTON: The slopes of the exterior accessible route are not compliant.	Wooden Bridge	State of Washington	WA Bldg Code 51-50 WAC 1101.2.1; 403.3	\$2,973
253631	O. O. Denny Park	EXTERIOR	Exterior Access Route	Exterior Accessible Route	1	WASHINGTON: The slopes of the exterior accessible route are not compliant.	Access Route AR1 - Route from P1 into The Park	State of Washington	WA Bldg Code 51-50 WAC 1101.2.1; 403.3	\$2,400
253633	O. O. Denny Park	EXTERIOR	Exterior Access Route	Ramp	1	WASHINGTON: The clear width of the ramp is less than 44".	Playground Ramp	State of Washington	WA Bldg Code 51-50 WAC 1101.2.1; ADA 406; 405.2 thru 405.5; Table 405.2; 403.5.1	\$3,310
253642	O. O. Denny Park	EXTERIOR	Exterior Access Route	Exterior Accessible Route	1	WASHINGTON: The clear width of the exterior accessible route is less than 44". The picnic table does not allow a clear space for forward wheelchair approach with knee and toe clearance.	Park Entrance	State of Washington	WA Bldg Code 51-50 WAC 1101.2.1; 403.3	\$238
253632	O. O. Denny Park	EXTERIOR	Picnic Shelter	Picnic Table	2	The ground surface has not been inspected and maintained regularly.	Picnic Shelter	ADA	802.1; 902.2; 902.4	\$1,300
253634	O. O. Denny Park	EXTERIOR	Playground	Ground Surface-Fibar	2	The entry points to a play component requiring transfer to entry points or seats is lower than 11" and higher than 24".	Playground	ADA	1008.2	\$625
253637	O. O. Denny Park	EXTERIOR	Playground	Play Component	2	WASHINGTON: The stair treads do not have visual contrast of dark-on-light or light-on-dark on the leading 2" of the tread from the remaining portion of the tread surface.	Playground	ADA	1008.4.4	\$800
253635	O. O. Denny Park	EXTERIOR	Exterior Access Route	Stairs	3		Playground	IBC	2009 ANSI A117.1-504.5.1	\$387
240868	Juanita Beach Park	Juanita Beach Park	Exterior Access Route	Stairs	1	Handrails are not compliant or are not provided.	Stair 1 (ST1)	ADA	505	\$5,868
240869	Juanita Beach Park	Juanita Beach Park	Accessible Parking	Parking Space - Car	1	WASHINGTON: Signage is not located at the required height for the standard accessible space or access aisle.	Parking Stalls P1 - P10	ADA	502.6; WA Bldg Code 51-50 WAC 1101.2.6	\$2,800
240870	Juanita Beach Park	Juanita Beach Park	Accessible Parking	Parking Space - Car	1	WASHINGTON: The car access aisle signage is not compliant or not provided.	Parking Stalls P1 - P10	State of Washington	WA Bldg Code 51-50 WAC 1101	\$1,400
240871	Juanita Beach Park	Juanita Beach Park	Accessible Parking	Parking Space - Car	1	The slope of the parking space is greater than 1:50 (2%).	Parking Stall 3 (P3)	ADA	502.4	\$6,300
240872	Juanita Beach Park	Juanita Beach Park	Accessible Parking	Parking Space - Car	1	The access aisle slope is greater than 1:50 (2%).	Parking Stall P3/P4	ADA	502.4	\$5,000
240873	Juanita Beach Park	Juanita Beach Park	Accessible Parking	Parking Space - Car	1	The slope of the parking space is greater than 1:50 (2%).	Parking Stall 4 (P4)	ADA	502.4	\$6,300
240874	Juanita Beach Park	Juanita Beach Park	Exterior Access Route	Exterior Accessible Route	1	The sidewalk does not have 80" vertical clearance.	Walkway 1 (W1)	ADA	307.4	\$200
240875	Juanita Beach Park	Juanita Beach Park	Accessible Parking	Parking Space - Car	1	The slope of the parking space is greater than 1:50 (2%).	Parking Stall 5 (P5)	ADA	502.4	\$6,300

Phase 1										
Id	Facility	Building	Assembly	Type	Barrier Priority	Detail	Location Description	ADA	Ref. Number	Total
240876	Juanita Beach Park	Juanita Beach Park	Accessible Parking	Parking Space - Car	1	The access aisle slope is greater than 1:50 (2%). The slope of the parking space is greater than	Parking Stall P5/P6	ADA	502.4	\$5,000
240877	Juanita Beach Park	Juanita Beach Park	Accessible Parking	Parking Space - Car	1	1:50 (2%). The slope of the parking space is greater than	Parking Stall 6 (P6)	ADA	502.4	\$6,300
240878	Juanita Beach Park	Juanita Beach Park	Accessible Parking	Parking Space - Car	1	1:50 (2%).	Parking Stall 7 (P7)	ADA	502.4	\$6,300
240879	Juanita Beach Park	Juanita Beach Park	Accessible Parking	Parking Space - Car	1	The access aisle slope is greater than 1:50 (2%). The slope of the parking space is greater than	Parking Stall P7/P8	ADA	502.4	\$5,000
240880	Juanita Beach Park	Juanita Beach Park	Accessible Parking	Parking Space - Car	1	1:50 (2%). The slope of the parking space is greater than	Parking Stall 8 (P8)	ADA	502.4	\$6,300
240881	Juanita Beach Park	Juanita Beach Park	Accessible Parking	Parking Space - Car	1	1:50 (2%).	Parking Stall 9 (P9)	ADA	502.4	\$6,300
240882	Juanita Beach Park	Juanita Beach Park	Accessible Parking	Parking Space - Car	1	The access aisle slope is greater than 1:50 (2%). The slope of the parking space is greater than	Parking Stall P9/P10	ADA	502.4	\$5,000
240883	Juanita Beach Park	Juanita Beach Park	Accessible Parking	Parking Space - Car	1	1:50 (2%). An accessible route does not directly connect	Parking Stall 10 (P10)	ADA	502.4	\$6,300
240884	Juanita Beach Park	Juanita Beach Park	Volleyball Courts	Sport Court	1	each side of the court outside of play lines.	Volleyball Court (VC)	ADA	206.2.12; 403 WA Bldg Code 51- 50 WAC 1101.2.1;	\$4,673
240886	Juanita Beach Park	Juanita Beach Park	Picnic Area	Picnic Table	1	WASHINGTON: An exterior accessible route is not provided.	Picnic Area 1 (PA1)	State of Washington	403.3 WA Bldg Code 51- 50 WAC 1101.2.1;	\$867
240889	Juanita Beach Park	Juanita Beach Park	Exterior Access Route	Exterior Accessible Route	1	WASHINGTON: An exterior accessible route is not provided.	Art Sculpture (AS)	State of Washington	403.3 WA Bldg Code 51- 50 WAC 1101.2.1;	\$1,080
240890	Juanita Beach Park	Juanita Beach Park	Exterior Access Route	Exterior Accessible Route	1	Sidewalk has areas of vertical level changes in excess of 1/4" that are not ramped.	Walkway 1 (W1)	ADA	303 WA Bldg Code 51- 50 WAC 1101.2.1;	\$60
240892	Juanita Beach Park	Juanita Beach Park	Exterior Access Route	Exterior Accessible Route	1	WASHINGTON: The slopes of the exterior accessible route are not compliant.	Walkway 2 (W2)	State of Washington	403.3 WA Bldg Code 51- 50 WAC 1101.2.1;	\$500
240893	Juanita Beach Park	Juanita Beach Park	Exterior Access Route	Exterior Accessible Route	1	WASHINGTON: The slopes of the exterior accessible route are not compliant.	Walkway 1 (W1)	State of Washington	403.3 WA Bldg Code 51- 50 WAC 1101.2.1;	\$23,200
240894	Juanita Beach Park	Juanita Beach Park	Accessible Parking	Parking Space - Van	1	WASHINGTON: A van stall, access aisle, and signage are not provided and the slope and/or ground surface is/are not compliant.	Parking Lot 1	State of Washington	ADA 502.4, 502.5 WA Bldg Code 51- 50 WAC 1101.2.1;	\$11,300
240895	Juanita Beach Park	Juanita Beach Park	Exterior Access Route	Exterior Accessible Route	1	WASHINGTON: The slopes of the exterior accessible route are not compliant.	Walkway 3 (W3)	State of Washington	403.3 WA Bldg Code 51- 50 WAC 1101.2.1;	\$1,440
240896	Juanita Beach Park	Juanita Beach Park	Exterior Access Route	Exterior Accessible Route	1	WASHINGTON: The slopes of the exterior accessible route are not compliant.	Walkway 4 (W4)	State of Washington	403.3 WA Bldg Code 51- 50 WAC 1101.2.1;	\$1,440
240897	Juanita Beach Park	Juanita Beach Park	Exterior Access Route	Exterior Accessible Route	1	WASHINGTON: The slopes of the exterior accessible route are not compliant.	Walkway 5 (W5)	State of Washington	403.3 WA Bldg Code 51- 50 WAC 1101.2.1;	\$4,320

Phase 1										
Id	Facility	Building	Assembly	Type	Barrier Priority	Detail	Location Description	ADA	Ref. Number	Total
240898	Juanita Beach Park	Juanita Beach Park	Exterior Access Route	Curb Ramp	1	WASHINGTON: Where a detectable warning is located on a curb ramp run, the detectable warning is not compliant.	Curb Ramps 1 - 4 (CR1 - CR4)	IBC	2009 ANSI A117.1-705.3 and 705.5	\$2,560
240899	Juanita Beach Park	Juanita Beach Park	Exterior Access Route	Exterior Accessible Route	1	WASHINGTON: An exterior accessible route is not provided.	Picnic Area 2 (PA2)	State of Washington	WA Bldg Code 51-50 WAC 1101.2.1; 403.3	\$867
240900	Juanita Beach Park	Juanita Beach Park	Horseshoe Courts	Sport Court	1	An accessible route does not directly connect each side of the court.	Horseshoe Pit (HP)	ADA	206.2.12; 403	\$876
240901	Juanita Beach Park	Juanita Beach Park	Exterior Access Route	Exterior Accessible Route	1	WASHINGTON: The slopes of the exterior accessible route are not compliant.	Walkway 6 (W6)	State of Washington	WA Bldg Code 51-50 WAC 1101.2.1; 403.3	\$4,960
240902	Juanita Beach Park	Juanita Beach Park	Exterior Access Route	Curb Ramp	1	WASHINGTON: Where a detectable warning is located on a curb ramp run, the detectable warning is not compliant.	Curb Ramps 11 - 14 (CR11 - CR14)	IBC	2009 ANSI A117.1-705.3 and 705.5	\$2,560
240903	Juanita Beach Park	Juanita Beach Park	Exterior Access Route	Exterior Accessible Route	1	WASHINGTON: An exterior accessible route is not provided.	Tennis Court (TC) - Ball Field 1 & 2 (BF1 & BF2) - Picnic Area 3 (PA3) - Portable Restroom (PRR)	State of Washington	WA Bldg Code 51-50 WAC 1101.2.1; 403.3	\$17,305
240904	Juanita Beach Park	Juanita Beach Park	Exterior Access Route	Gate	1	The gate maneuvering clearance area is not compliant.	Tennis Court (TC)	ADA	404; 404.2.3, 404.2.4	\$1,136
240911	Juanita Beach Park	Juanita Beach Park	Exterior Access Route	Exterior Accessible Route	1	The gate is less than 32" in width.	Ball Field 2 (BF2)	ADA	404; 404.2.3	\$1,136
240913	Juanita Beach Park	Juanita Beach Park	Accessible Parking	Parking Space - Van	1	WASHINGTON: A van stall, access aisle, and signage are not provided and the slope and/or ground surface is/are not compliant.	Parking Lot 2	State of Washington	WA Bldg Code 51-50 WAC 1101; ADA 502.4, 502.5	\$11,300
240916	Juanita Beach Park	Juanita Beach Park	Exterior Access Route	Exterior Accessible Route	1	WASHINGTON: An exterior accessible route is not provided.	Boat Launch (BL)	State of Washington	WA Bldg Code 51-50 WAC 1101.2.1; 403.3	\$2,336
240918	Juanita Beach Park	Juanita Beach Park	Exterior Access Route	Stairs	1	Handrails are not compliant or are not provided.	Stair 2 (ST2)	ADA	505	\$978
240919	Juanita Beach Park	Juanita Beach Park	Exterior Access Route	Ramp	1	The ramp is required but not provided.	Stair 2 (ST2)	ADA	405, 505	\$7,944
240920	Juanita Beach Park	Juanita Beach Park	Exterior Access Route	Exterior Accessible Route	1	The accessible route has gaps in the surface greater than 1/2" wide.	Stair 2 (ST2)	ADA	302.3	\$555
240921	Juanita Beach Park	Juanita Beach Park	Exterior Access Route	Exterior Accessible Route	1	The accessible route has gaps in the surface greater than 1/2" wide.	Walkway 7 (W7)	ADA	302.3	\$50
240922	Juanita Beach Park	Juanita Beach Park	Exterior Access Route	Exterior Accessible Route	1	WASHINGTON: An exterior accessible route is not provided.	Beach Access	State of Washington	WA Bldg Code 51-50 WAC 1101.2.1; 403.3	\$79
241207	Juanita Beach Park	Juanita Beach Park	Exterior Access Route	Curb Ramp	1	WASHINGTON: Where a detectable warning is located on a curb ramp run, the detectable warning is not compliant.	Curb Ramps 8 - 10 (CR8 - CR10)	IBC	2009 ANSI A117.1-705.3 and 705.5	\$1,920
241208	Juanita Beach Park	Juanita Beach Park	Exterior Access Route	Exterior Accessible Route	1	WASHINGTON: An exterior accessible route is not provided.	Walkway 8 (W8)	State of Washington	WA Bldg Code 51-50 WAC 1101.2.1; 403.3	\$1,593
241209	Juanita Beach Park	Juanita Beach Park	Exterior Access Route	Curb Ramp	1	WASHINGTON: Where a detectable warning is located on a curb ramp run, the detectable warning is not compliant.	Curb Ramps 5 - 7 (CR5 - CR7)	IBC	2009 ANSI A117.1-705.3 and 705.5	\$1,920

Phase 1										
Id	Facility	Building	Assembly	Type	Barrier Priority	Detail	Location Description	ADA	Ref. Number	Total
241210	Juanita Beach Park	Juanita Beach Park	Exterior Access Route	Exterior Accessible Route	1	WASHINGTON: An exterior accessible route is not provided.	Walkway 9 (W9)	State of Washington	WA Bldg Code 51-50 WAC 1101.2.1; 403.3	\$1,180
241504	Juanita Beach Park	Juanita Beach Park	Accessible Parking	Parking Space-Car	1	WASHINGTON: A car stall, access aisle, and signage are not provided and the slope and/or ground surface is/are not compliant.	Parking Lot 2	State of Washington	WA Bldg Code 51-50 WAC 1101; ADA 502.4, 502.5	\$22,600
240885	Juanita Beach Park	Juanita Beach Park	Volleyball Courts	Player Seating	2	A wheelchair space is not provided at the seating for the volleyball courts.	Volleyball Court (VC)	ADA	221.2.1.4; 802.1	\$71
240905	Juanita Beach Park	Juanita Beach Park	Exterior Access Route	Gate	2	The gate does not have a smooth surface within 10" of the ground.	Tennis Court (TC)	ADA	404.2.10	\$320
240906	Juanita Beach Park	Juanita Beach Park	Baseball/Softball Field	Player Seating	2	A wheelchair space is not provided at each team bench area at the ball field.	Ball Field 1 (BF1)	ADA	221.2.1.4; 802.1	\$142
240907	Juanita Beach Park	Juanita Beach Park	Baseball/Softball Field	Bleacher Seating	2	The required number of wheelchair spaces is not provided at the bleacher seating for the ball field.	Ball Field 1 (BF1)	ADA	221; 802.2; 802.3	\$283
240909	Juanita Beach Park	Juanita Beach Park	Baseball/Softball Field	Player Seating	2	A wheelchair space is not provided at each team bench area at the ball field.	Ball Field 2 (BF2)	ADA	221.2.1.4; 802.1	\$142
240910	Juanita Beach Park	Juanita Beach Park	Baseball/Softball Field	Bleacher Seating	2	The required number of wheelchair spaces is not provided at the bleacher seating for the ball field.	Ball Field 2 (BF2)	ADA	221; 802.2; 802.3	\$283
240866	Juanita Beach Park	Juanita Beach Park	Exterior Access Route	Stairs	3	WASHINGTON: The stair treads do not have visual contrast of dark-on-light or light-on-dark on the leading 2" of the tread from the remaining portion of the tread surface.	Playground (PG)	IBC	2009 ANSI A117.1-504.5.1	\$845
240867	Juanita Beach Park	Juanita Beach Park	Exterior Access Route	Stairs	3	WASHINGTON: The stair treads do not have visual contrast of dark-on-light or light-on-dark on the leading 2" of the tread from the remaining portion of the tread surface.	Stair 1 (ST1)	IBC	2009 ANSI A117.1-504.5.1	\$106
240887	Juanita Beach Park	Juanita Beach Park	Restroom	Restroom/Bathroom - Toilet Stall	3	A wheelchair stall is not provided in a multi-user restroom.	Women's Restroom (WRR)	ADA	309, 404.2.7, 604.5.1, 604.6, 604.7, 604.8.1.1, 604.8.1.2, 604.8.1.5, 604.9, 609.3	\$2,750
240891	Juanita Beach Park	Juanita Beach Park	Restroom	Restroom/Bathroom - Toilet Stall	3	A wheelchair stall is not provided in a multi-user restroom.	Men's Restroom (MRR)	ADA	309, 404.2.7, 604.5.1, 604.6, 604.7, 604.8.1.1, 604.8.1.2, 604.8.1.5, 604.9, 609.3	\$2,750
240912	Juanita Beach Park	Juanita Beach Park	Portable Restroom	Restroom/Bathroom-Door	3	The accessible door does not have the required PUSH SIDE maneuvering clearances.	Portable Restroom (PRR)	ADA	404.2.4.1; Table 404.2.4.1	\$7,465
240914	Juanita Beach Park	Juanita Beach Park	Restroom	Restroom/Bathroom - Door	3	The force required to open the interior, hinged, non-fire door is more than 5 pounds.	Unisex Restrooms (URR)	ADA	404.2.9	\$732

Phase 1										
Id	Facility	Building	Assembly	Type	Barrier Priority	Detail	Location Description	ADA	Ref. Number	Total
240915	Juanita Beach Park	Juanita Beach Park	Restroom	Restroom/Bathroom - Door	3	The accessible door with door closer has a sweep period of less than 5 seconds from 90 degrees to a position 12 degrees from latch.	Unisex Restrooms (URR)	ADA	404.2.8	\$0
240917	Juanita Beach Park	Juanita Beach Park	Exterior Access Route	Stairs	3	WASHINGTON: The stair treads do not have visual contrast of dark-on-light or light-on-dark on the leading 2" of the tread from the remaining portion of the tread surface.	Stair 2 (ST2)	IBC	2009 ANSI A117.1-504.5.1	\$70
241150	McAuliffe Park	Play Area	Exterior Access Route	Exterior Accessible Route	1	WASHINGTON: An exterior accessible route is not provided.	Walkway to Amenities from Parking	State of Washington	WA Bldg Code 51-50 WAC 1101.2.1; 403.3	\$2,867
241152	McAuliffe Park	Play Area	Accessible Parking	Parking Space-Van	1	WASHINGTON: A van stall, access aisle, and signage are not provided and the slope and/or ground surface is/are not compliant.	Parking Lot at Play Area	State of Washington	50 WAC 1101; ADA 502.4, 502.5	\$11,300
241153	McAuliffe Park	Play Area	Picnic Area	Picnic Table	2	The picnic table does not allow a clear space for forward wheelchair approach with knee and toe clearance.	Picnic Table at Grass Area	ADA	902.2; 902.4	\$1,300
241154	McAuliffe Park	Play Area	Playground	Exterior Accessible Route	2	An accessible route to at least one of each type of ground component within the play area has not been provided.	Playground	ADA	240.2.1.1	\$79
241155	McAuliffe Park	Play Area	Playground	Ground Surface-Fibar	2	The ground surface has not been inspected and maintained regularly.	Playground	ADA	1008.2	\$1,400
241156	McAuliffe Park	Play Area	Playground	Play Component - Swing	2	A turning space is not provided at a school-age swing.	Swings	ADA	1008.4.1	\$0
241157	McAuliffe Park	Play Area	Playground	Play Component	2	The entry points to a play component requiring transfer to entry points or seats is lower than 11" and higher than 24".	Swings	ADA	1008.4.4	\$400
241163	McAuliffe Park	Play Area	Picnic Area	Picnic Table	2	The picnic table does not allow a clear space for forward wheelchair approach with knee and toe clearance.	Picnic Table at Play Area	ADA	902.2; 902.4	\$1,300
253594	O. O. Denny Park	RESTROOMS	Entrance to Building	Building Entrance - Door	1	The opening force of the fire door is more than the minimum allowable by the appropriate administrative authority.	Men's Restroom	ADA	404.2.9	\$366
253607	O. O. Denny Park	RESTROOMS	Exterior Access Route	Protruding Object	1	Protruding objects in the 27" to 80" range above the finished floor protrude more than 4" into the circulation path along the accessible route.	Restrooms Building	ADA	307.2	\$728
253601	O. O. Denny Park	RESTROOMS	Exterior Access Route	Door	2	The swinging door does not have a smooth surface within 10" of the ground measured vertically on the push side extending the full width of the door.	Women's Restroom	ADA	404.2.10	\$200
253593	O. O. Denny Park	RESTROOMS	Restroom	Restroom/Bathroom-Signage	3	The restroom does not have compliant signage at the door with the International Symbol of Accessibility, raised characters, and Braille.	Men's Restroom	ADA	216.2, 703.1, 703.2, 703.5, 703.6	\$55

Phase 1										
Id	Facility	Building	Assembly	Type	Barrier Priority	Detail	Location Description	ADA	Ref. Number	Total
253596	O. O. Denny Park	RESTROOMS	Restroom	Restroom/Bathroom - Lavatory	3	Pipes are not insulated.	Men's Restroom	ADA	606.5	\$65
253598	O. O. Denny Park	RESTROOMS	Restroom	Controls And Dispensers	3	The height of controls are not compliant.	Men's Restroom	ADA	606.1; 309.3	\$200
253599	O. O. Denny Park	RESTROOMS	Restroom	Restroom/Bathroom - Toilet Stall	3	The wheelchair stall with a wall-mounted water closet, in a multi-stall restroom, is less than 60" wide and 56" deep.	Men's Restroom	ADA	604.8.1.1	\$1,368
253602	O. O. Denny Park	RESTROOMS	Restroom	Restroom/Bathroom-Signage	3	The restroom does not have compliant signage at the door with the International Symbol of Accessibility, raised characters, and Braille.	Women's Restroom	ADA	216.2, 703.1, 703.2, 703.5, 703.6	\$55
253603	O. O. Denny Park	RESTROOMS	Restroom	Restroom/Bathroom - Lavatory	3	Pipes are not insulated.	Women's Restroom	ADA	606.5	\$65
253604	O. O. Denny Park	RESTROOMS	Restroom	Controls And Dispensers	3	The height of controls is not compliant.	Women's Restroom	ADA	606.1; 309.3	\$200
253605	O. O. Denny Park	RESTROOMS	Restroom	Restroom/Bathroom - Toilet Stall	3	The wheelchair stall door is not self-closing.	Women's Restroom	ADA	604.8.1.2	\$293
253606	O. O. Denny Park	RESTROOMS	Restroom	Restroom/Bathroom - Toilet Stall	3	The wheelchair stall with a wall-mounted water closet, in a multi-stall restroom, is less than 60" wide and 56" deep.	Women's Restroom	ADA	604.8.1.1	\$1,368
253608	O. O. Denny Park	RESTROOMS	Site Furnishings	Drinking Fountain/Water Cooler	4	The minimum number of drinking fountains is not provided. If the minimum number is provided, two levels or a hi-lo are not provided. If more than 2 are provided, less than 50% are high or less than 50% are low.	Restrooms Building	ADA	211.1; 211.2; 602; 309	\$5,440
239475	Totem Lake Park	Totem Lake Park	Exterior Access Route	Exterior Accessible Route	1	WASHINGTON: The slopes of the exterior accessible route are not compliant.	Walkway to Upper Park	State of Washington	50 WA Bldg Code 51-50 WAC 1101.2.1; 403.3	\$793
239476	Totem Lake Park	Totem Lake Park	Exterior Access Route	Stairs	1	Handrails are not compliant.	Stair 1 (ST1)	ADA	505	\$652
239479	Totem Lake Park	Totem Lake Park	Exterior Access Route	Curb Ramp	1	The curb ramp surface has vertical height changes greater than 1/4" that are not ramped.	Curb Ramp (CR1)	ADA	303, 403.4	\$1,750
239480	Totem Lake Park	Totem Lake Park	Exterior Access Route	Exterior Accessible Route	1	WASHINGTON: The slopes of the exterior accessible route are not compliant.	Walkway to Playground from Public Right-of-Way	State of Washington	50 WA Bldg Code 51-50 WAC 1101.2.1; 403.3	\$640
239481	Totem Lake Park	Totem Lake Park	Exterior Access Route	Exterior Accessible Route	1	The accessible route has gaps in the surface greater than 1/2" wide.	Walkway to Playground from Parking Lot	ADA	302.3	\$300
239482	Totem Lake Park	Totem Lake Park	Exterior Access Route	Stairs	1	Handrails are not compliant.	Stair 2 (ST2)	ADA	505	\$3,260
239503	Totem Lake Park	Totem Lake Park	Exterior Access Route	Exterior Accessible Route	1	WASHINGTON: The slopes of the exterior accessible route are not compliant.	Walkway to Bridge	State of Washington	50 WA Bldg Code 51-50 WAC 1101.2.1; 403.3	\$840
239504	Totem Lake Park	Totem Lake Park	Exterior Access Route	Exterior Accessible Route	1	The accessible route has gaps in the surface greater than 1/2" wide.	Walkway to Bridge	ADA	302.3	\$500
243942	Totem Lake Park	Totem Lake Park	Accessible Parking	Parking Space - Car	1	The slope of the parking space is greater than 1:50 (2%).	Accessible Parking Space 1 (P1)	ADA	502.4	\$6,300
243943	Totem Lake Park	Totem Lake Park	Accessible Parking	Parking Space - Car	1	The access aisle slope is greater than 1:50 (2%).	Accessible Aisle serving P1	ADA	502.4	\$5,000



Phase 1										
Id	Facility	Building	Assembly	Type	Barrier Priority	Detail	Location Description	ADA	Ref. Number	Total
243944	Totem Lake Park	Totem Lake Park	Accessible Parking	Parking Space - Car	1	WASHINGTON: The car access aisle signage is not compliant or not provided.	Accessible Aisle serving P1	State of Washington	WA Bldg Code 51-50 WAC 1101	\$280
243945	Totem Lake Park	Totem Lake Park	Accessible Parking	Parking Space - Car	1	The standard car stall and/or access aisle has openings in ground surfaces greater than 1/2" wide.	Accessible Aisle serving P1	ADA	302.3	\$0
243946	Totem Lake Park	Totem Lake Park	Accessible Parking	Parking Space - Car	1	The slope of the parking space is greater than 1:50 (2%).	Van Accessible Parking Space 2 (P2)	ADA	502.4	\$6,300
243947	Totem Lake Park	Totem Lake Park	Accessible Parking	Parking Space - Car	1	The access aisle slope is greater than 1:50 (2%).	Accessible Aisle serving P2/P3	ADA	502.4	\$5,000
243948	Totem Lake Park	Totem Lake Park	Accessible Parking	Parking Space - Car	1	WASHINGTON: The car access aisle signage is not compliant or not provided.	Accessible Aisle serving P2/P3	State of Washington	WA Bldg Code 51-50 WAC 1101	\$280
243949	Totem Lake Park	Totem Lake Park	Accessible Parking	Parking Space - Car	1	The slope of the parking space is greater than 1:50 (2%).	Accessible Parking Space 3 (P3)	ADA	502.4	\$6,300
243951	Totem Lake Park	Totem Lake Park	Exterior Access Route	Protruding Object	1	Protruding objects in the 27" to 80" range above finished floor protrude more than 4" into the circulation path along the accessible route.	Walkway at Restroom	ADA	307.2	\$728
243952	Totem Lake Park	Totem Lake Park	Exterior Access Route	Exterior Accessible Route	1	The accessible route does not have 80" vertical clearance.	Walkway at Restroom	ADA	307.4	\$186
239500	Totem Lake Park	Totem Lake Park	Playground	Ground Surface	2	The ground surface within the use zone does not comply with ASTM F 1292.	Playground	ADA	105.2.3; 1008.2.6	\$0
239501	Totem Lake Park	Totem Lake Park	Playground	Play Component	2	50% or more of the elevated play components are not on an accessible route. The elevated play structure does not have a transfer platform.	Playground	ADA	240.2.2, 1008.3.1, 1008.3.1.2	\$25,000
243956	Totem Lake Park	Totem Lake Park	Restroom	Protruding Object	2	The restroom circulation path is not free of objects protruding more than 4" from wall in the space between 27" and 80" height above finish floor.	Unisex Restroom 3 (RR3)	ADA	307.2	\$93
239477	Totem Lake Park	Totem Lake Park	Exterior Access Route	Stairs	3	WASHINGTON: The stair treads do not have visual contrast of dark-on-light or light-on-dark on the leading 2" of the tread from the remaining portion of the tread surface.	Stair 1 (ST1)	IBC	2009 ANSI A117.1-504.5.1	\$176
239483	Totem Lake Park	Totem Lake Park	Exterior Access Route	Stairs	3	WASHINGTON: The stair treads do not have visual contrast of dark-on-light or light-on-dark on the leading 2" of the tread from the remaining portion of the tread surface.	Stair 2 (ST2)	IBC	2009 ANSI A117.1-504.5.1	\$352
239486	Totem Lake Park	Totem Lake Park	Restroom	Restroom/Bathroom - Door	3	The force required to open the interior, hinged, non-fire door is more than 5 pounds.	Unisex Restroom 1 (RR1)	ADA	404.2.9	\$0
239487	Totem Lake Park	Totem Lake Park	Restroom	Restroom/Bathroom - Door	3	The accessible door with door closer has a sweep period of less than 5 seconds from 90 degrees to a position 12 degrees from latch.	Unisex Restroom 1 (RR1)	ADA	404.2.8	\$366
239489	Totem Lake Park	Totem Lake Park	Restroom	Lavatory	3	The lavatory is mounted higher than 34" to the higher of the rim or counter.	Unisex Restroom 1 (RR1)	ADA	606.2 and 606.3	\$720



Phase 2										
Id	Facility	Building	Assembly	Type	Barrier Priority	Detail	Location Description	ADA	Ref. Number	Total
253486	Juanita Bay Park	EXTERIOR	Accessible Parking	Parking Space - Van	1	The parking space slope is greater than 1:50 (2%).	Accessible Parking Stall P1	ADA	502.4	\$6,300
253487	Juanita Bay Park	EXTERIOR	Accessible Parking	Parking Space - Van	1	WASHINGTON: Signage is not located at the required height for the van accessible space or access aisle.	Accessible Parking Stall P1	ADA	502.6; WA Bldg Code 51-50 WAC 1101.2.6	\$280
253488	Juanita Bay Park	EXTERIOR	Accessible Parking	Parking Space - Van	1	WASHINGTON: The van access aisle signage is not compliant or not provided.	Accessible Parking Stall P1 & P2 Access Aisle	State of Washington	WA Bldg Code 51-50 WAC 1101	\$280
253489	Juanita Bay Park	EXTERIOR	Accessible Parking	Parking Space-Van	1	The access aisle slope is greater than 1:50 (2%).	Access Aisle	ADA	502.4	\$5,000
253491	Juanita Bay Park	EXTERIOR	Accessible Parking	Parking Space-Van	1	WASHINGTON: Signage is not located at the required height for the van accessible space or access aisle.	Accessible Parking Stall P2	ADA	502.6; WA Bldg Code 51-50 WAC 1101.2.6	\$280
253492	Juanita Bay Park	EXTERIOR	Exterior Access Route	Curb Ramp	1	The counter slopes of adjoining gutters and streets at the curb ramp are greater than 1:20 (5%).	Curb Ramp CR1	ADA	406.2	\$1,750
253493	Juanita Bay Park	EXTERIOR	Exterior Access Route	Curb Ramp	1	The parallel curb ramp landing is not compliant. Steps do not have a uniform and compliant riser	Curb Ramp CR1	ADA	304, 406.4	\$1,289
253496	Juanita Bay Park	EXTERIOR	Exterior Access Route	Stairs	1	heights and/or tread depths.	Stairs ST2	ADA	504.2	\$918
253497	Juanita Bay Park	EXTERIOR	Exterior Access Route	Stairs	1	Handrails are not compliant.	Stairs ST2	ADA	505	\$1,630
253499	Juanita Bay Park	EXTERIOR	Exterior Access Route	Stairs	1	Steps do not have uniform and compliant riser heights and/or tread depths.	Stairs ST3	ADA	504.2	\$5,508
253500	Juanita Bay Park	EXTERIOR	Exterior Access Route	Stairs	1	Handrails are not compliant.	Stairs ST3	ADA	505	\$6,520
253501	Juanita Bay Park	EXTERIOR	Exterior Access Route	Exterior Accessible Route	1	WASHINGTON: An exterior accessible route is not provided.	Access Route from ST2 to ST3	State of Washington	WA Bldg Code 51-50 WAC 1101.2.1; 403.3	\$5,000
253502	Juanita Bay Park	EXTERIOR	Exterior Access Route	Curb Ramp	1	WASHINGTON: The slope of the curb ramp run is not compliant.	Curb Ramp CR2	State of Washington	WA Bldg Code 51-50 WAC 1101.6; ADA 406; 405.2 thru 405.5; Table 405.2; 403.5.1	\$1,750
253504	Juanita Bay Park	EXTERIOR	Exterior Access Route	Exterior Accessible Route	1	WASHINGTON: The slopes of the exterior accessible route are not compliant.	Access Route AR1	State of Washington	WA Bldg Code 51-50 WAC 1101.2.1; 403.3	\$2,800
253505	Juanita Bay Park	EXTERIOR	Exterior Access Route	Exterior Accessible Route	1	WASHINGTON: The slopes of the exterior accessible route are not compliant.	Access Route AR2	State of Washington	WA Bldg Code 51-50 WAC 1101.2.1; 403.3	\$2,000
253506	Juanita Bay Park	EXTERIOR	Exterior Access Route	Exterior Accessible Route	1	WASHINGTON: The slopes of the exterior accessible route are not compliant.	Access Route AR3	State of Washington	WA Bldg Code 51-50 WAC 1101.2.1; 403.3	\$7,200
253507	Juanita Bay Park	EXTERIOR	Exterior Access Route	Ramp	1	The ramp is required but not provided.	Ramp R1	ADA	405, 505	\$14,564
253508	Juanita Bay Park	EXTERIOR	Exterior Access Route	Stairs	1	Steps do not have a uniform and compliant riser heights and/or tread depths.	Stairs ST4	ADA	504.2	\$612
253509	Juanita Bay Park	EXTERIOR	Exterior Access Route	Stairs	1	Handrails are not compliant.	Stairs ST4	ADA	505	\$978

Phase 2										
Id	Facility	Building	Assembly	Type	Barrier Priority	Detail	Location Description	ADA	Ref. Number	Total
253510	Juanita Bay Park	EXTERIOR	Exterior Access Route	Exterior Accessible Route	1	WASHINGTON: The clear width of the exterior accessible route is less than 44".	Bridge-boarded sidewalk	State of Washington	WA Bldg Code 51-50 WAC 1101.2.1; 403.3	\$0
253511	Juanita Bay Park	EXTERIOR	Exterior Access Route	Exterior Accessible Route	1	The accessible route has gaps in the surface greater than 1/2" wide.	Bridge-boarded sidewalk	ADA	302.3	\$0
253512	Juanita Bay Park	EXTERIOR	Exterior Access Route	Exterior Accessible Route	1	Ground surfaces are not firm, stable and slip resistant.	Bridge-boarded sidewalk	ADA	302.1	\$200,000
253513	Juanita Bay Park	EXTERIOR	Exterior Access Route	Ramp	1	The ramp is required but not provided.	Ramp R2	ADA	405, 505	\$14,564
253514	Juanita Bay Park	EXTERIOR	Exterior Access Route	Ramp	1	WASHINGTON: Handrails are not provided where the ramp rises more than 6" or are not compliant.	Ramp R1	State of Washington	ADA 505.6; WA Bldg Code 51-50 WAC 1101.2.1	\$4,564
253515	Juanita Bay Park	EXTERIOR	Exterior Access Route	Ramp	1	WASHINGTON: Handrails are not provided where the ramp rises more than 6" or are not compliant.	Ramp R2	State of Washington	ADA 505.6; WA Bldg Code 51-50 WAC 1101.2.1	\$4,564
253516	Juanita Bay Park	EXTERIOR	Exterior Access Route	Stairs	1	Steps do not have uniform and compliant riser heights and/or tread depths.	Stairs ST5	ADA	504.2	\$612
253517	Juanita Bay Park	EXTERIOR	Exterior Access Route	Stairs	1	Handrails are not compliant.	Stairs ST5	ADA	505	\$978
253518	Juanita Bay Park	EXTERIOR	Exterior Access Route	Exterior Accessible Route	1	The accessible route has gaps in the surface greater than 1/2" wide.	Bridge-North Entrance	ADA	302.3	\$198
253519	Juanita Bay Park	EXTERIOR	Exterior Access Route	Exterior Accessible Route	1	The accessible route has gaps in the surface greater than 1/2" wide.	Boardwalk to View Area #1	ADA	302.3	\$0
253520	Juanita Bay Park	EXTERIOR	Exterior Access Route	Exterior Accessible Route	1	Ground surfaces are not firm, stable and slip resistant.	Boardwalk to View Area #1	ADA	302.1	\$68,750
253521	Juanita Bay Park	EXTERIOR	Exterior Access Route	Exterior Accessible Route	1	WASHINGTON: The slopes of the exterior accessible route are not compliant.	Access Route AR4	State of Washington	WA Bldg Code 51-50 WAC 1101.2.1; 403.3	\$198
253522	Juanita Bay Park	EXTERIOR	Exterior Access Route	Exterior Accessible Route	1	WASHINGTON: The slopes of the exterior accessible route are not compliant.	Access Route AR5	State of Washington	WA Bldg Code 51-50 WAC 1101.2.1; 403.3	\$2,100
253523	Juanita Bay Park	EXTERIOR	Exterior Access Route	Exterior Accessible Route	1	The accessible route has gaps in the surface greater than 1/2" wide.	Boardwalk to View Area #2	ADA	302.3	\$0
253524	Juanita Bay Park	EXTERIOR	Exterior Access Route	Exterior Accessible Route	1	Ground surfaces are not firm, stable and slip resistant.	Boardwalk to View Area #2	ADA	302.1	\$58,750
253525	Juanita Bay Park	EXTERIOR	Exterior Access Route	Curb Ramp	1	WASHINGTON: The slope of the curb ramp run is not compliant.	Curb Ramp CR3	State of Washington	WA Bldg Code 51-50 WAC 1101.6; ADA 406; 405.2 thru 405.5; Table 405.2; 403.5.1	\$1,750
253526	Juanita Bay Park	EXTERIOR	Exterior Access Route	Exterior Accessible Route	1	WASHINGTON: The slopes of the exterior accessible route are not compliant.	Access Route AR6	State of Washington	WA Bldg Code 51-50 WAC 1101.2.1; 403.3	\$4,800
253527	Juanita Bay Park	EXTERIOR	Exterior Access Route	Exterior Accessible Route	1	WASHINGTON: The slopes of the exterior accessible route are not compliant.	Access Route AR7	State of Washington	WA Bldg Code 51-50 WAC 1101.2.1; 403.3	\$16,400

Phase 2										
Id	Facility	Building	Assembly	Type	Barrier Priority	Detail	Location Description	ADA	Ref. Number	Total
253528	Juanita Bay Park	EXTERIOR	Exterior Access Route	Curb Ramp	1	WASHINGTON: The slope of the curb ramp run is not compliant.	Curb Ramp CR4	State of Washington	WA Bldg Code 51-50 WAC 1101.6; ADA 406; 405.2 thru 405.5; Table 405.2; 403.5.1	\$1,750
253529	Juanita Bay Park	EXTERIOR	Exterior Access Route	Exterior Accessible Route	1	WASHINGTON: The slopes of the exterior accessible route are not compliant.	Access Route AR8	State of Washington	WA Bldg Code 51-50 WAC 1101.2.1; 403.3	\$3,600
253494	Juanita Bay Park	EXTERIOR	Exterior Access Route	Stairs	3	WASHINGTON: The stair treads do not have visual contrast of dark-on-light or light-on-dark on the leading 2" of the tread from the remaining portion of the tread surface.	Stairs ST1	IBC	2009 ANSI A117.1-504.5.1	\$528
253495	Juanita Bay Park	EXTERIOR	Exterior Access Route	Stairs	3	WASHINGTON: The stair treads do not have visual contrast of dark-on-light or light-on-dark on the leading 2" of the tread from the remaining portion of the tread surface.	Stairs ST2	IBC	2009 ANSI A117.1-504.5.1	\$141
253498	Juanita Bay Park	EXTERIOR	Exterior Access Route	Stairs	3	WASHINGTON: The stair treads do not have visual contrast of dark-on-light or light-on-dark on the leading 2" of the tread from the remaining portion of the tread surface.	Stairs ST3	IBC	2009 ANSI A117.1-504.5.1	\$634
254881	Juanita Bay Park	EXTERIOR	Exterior Access Route	Stairs	3	WASHINGTON: The stair treads do not have visual contrast of dark-on-light or light-on-dark on the leading 2" of the tread from the remaining portion of the tread surface.	Stairs ST4	IBC	2009 ANSI A117.1-504.5.1	\$70
254882	Juanita Bay Park	EXTERIOR	Exterior Access Route	Stairs	3	WASHINGTON: The stair treads do not have visual contrast of dark-on-light or light-on-dark on the leading 2" of the tread from the remaining portion of the tread surface.	Stairs ST5	IBC	2009 ANSI A117.1-504.5.1	\$211
253485	Juanita Bay Park	EXTERIOR	Site Furnishings	Drinking Fountain/Water Cooler	4	The minimum number and types of drinking fountains are not provided.	Adjacent to the Restrooms	ADA	211.2; 602; 309	\$8,000
253490	Juanita Bay Park	EXTERIOR	Accessible Parking	Parking Space-Van	5	The parking space slope is greater than 1:50 (2%).	Accessible Parking Stall P2	ADA	502.4	\$6,300
239526	Heritage Hall & Park	Heritage Hall	Accessible Parking	Parking Space - Van	1	WASHINGTON: Signage is not located at the required height for the van accessible space or access aisle.	Parking Lot 3 Stall P2 (P2)	ADA	502.6; WA Bldg Code 51-50 WAC 1101.2.6	\$280
239527	Heritage Hall & Park	Heritage Hall	Accessible Parking	Parking Space - Van	1	The parking space slope is greater than 1:50 (2%).	Parking Lot 3 Stall P2 (P2)	ADA	502.4	\$6,300
239528	Heritage Hall & Park	Heritage Hall	Accessible Parking	Parking Space - Van	1	The access aisle slope is greater than 1:50 (2%).	Parking Lot 3 Stall P2 (P2)	ADA	502.4	\$5,000
239529	Heritage Hall & Park	Heritage Hall	Accessible Parking	Parking Space - Van	1	WASHINGTON: The van access aisle signage is not compliant or not provided.	Parking Lot 3 Stall P2 (P2)	State of Washington	WA Bldg Code 51-50 WAC 1101	\$280
239530	Heritage Hall & Park	Heritage Hall	Exterior Access Route	Exterior Accessible Route	1	WASHINGTON: An exterior accessible route is not provided.	Walkway 4 (W4)	State of Washington	WA Bldg Code 51-50 WAC 1101.2.1; 403.3	\$25,088

Phase 2										
Id	Facility	Building	Assembly	Type	Barrier Priority	Detail	Location Description	ADA	Ref. Number	Total
239531	Heritage Hall & Park	Heritage Hall	Exterior Access Route	Stairs	1	Handrails are not compliant or are not provided.	Stair 4 (ST4)	ADA	505	\$1,304
239532	Heritage Hall & Park	Heritage Hall	Exterior Access Route	Stairs	1	Handrails are not compliant or are not provided.	Stair 5 (ST5)	ADA	505	\$978
239533	Heritage Hall & Park	Heritage Hall	Entrance to Building	Building Entrance - Door	1	The maneuvering clearance at the accessible door is not level and clear.	Entrance 1 (ENT 1)	ADA	305.2; 404.2	\$1,250
239534	Heritage Hall & Park	Heritage Hall	Exterior Access Route	Ramp	1	The ramp does not have a level landing at the top and/or bottom of each run.	Ramp 1 (R1)	ADA	405.7; 405.8; 405.9	\$3,490
239535	Heritage Hall & Park	Heritage Hall	Exterior Access Route	Ramp	1	WASHINGTON: The slopes of the ramp are not compliant.	Ramp 1 (R1)	State of Washington	WA Bldg Code 51-50 WAC 1101.6; ADA 406; 405.2 thru 405.5; Table 405.2; 403.5.1	\$35,748
239536	Heritage Hall & Park	Heritage Hall	Exterior Access Route	Exterior Accessible Route	1	WASHINGTON: An exterior accessible route is not provided.	Walkway 5 (W5)	State of Washington	WA Bldg Code 51-50 WAC 1101.2.1; 403.3	\$13,081
239538	Heritage Hall & Park	Heritage Hall	Exterior Access Route	Stairs	1	Handrails are not compliant or are not provided.	Stair 6 (ST6)	ADA	505	\$978
239539	Heritage Hall & Park	Heritage Hall	Entrance to Building	Building Entrance - Door	1	The threshold at the accessible door is greater than ½" in height.	Heritage Hall Lower Level Entrance	ADA	404.2.5	\$179
239540	Heritage Hall & Park	Heritage Hall	Interior Access Route	Elevator	1	The building does not have elevator access between stories.	Heritage Hall	ADA	206.2.3	\$80,000
239544	Heritage Hall & Park	Heritage Hall	Interior Access Route	Controls And Dispensers	1	The height of controls throughout the common area are not compliant.	Heritage Hall Upper Level	ADA	308	\$500
239554	Heritage Hall & Park	Heritage Hall	Interior Access Route	Door	1	The opening force required to open the accessible, hinged, non-fire door is more than 5 pounds.	Heritage Hall Lower Level Door Between Museum & Restroom	ADA	404.2.9	\$366
239558	Heritage Hall & Park	Heritage Hall	Exterior Access Route	Exterior Accessible Route	1	WASHINGTON: The slopes of the exterior accessible route are not compliant.	Walkway 6 (W6)	State of Washington	WA Bldg Code 51-50 WAC 1101.2.1; 403.3	\$1,982
239559	Heritage Hall & Park	Heritage Hall	Exterior Access Route	Exterior Accessible Route	1	A compliant accessible route is not provided from accessible parking to the public facility entrance.	Walkway 7 (W7)	ADA	206; 206.2.2; 403.3	\$8,324
239541	Heritage Hall & Park	Heritage Hall	Interior Access Route	Signage	2	Tactile means of egress signage is not provided at the latch side of the door. (Applies to designated egress stairways, exit doors, areas of refuge)	Heritage Hall	ADA	216.4, 703	\$165
239545	Heritage Hall & Park	Heritage Hall	Common Areas	Sink	2	The sink rim is higher than 34", and does not have knee and toe clearance (does not apply to mop basins, utility sinks, or bar sinks).	Heritage Hall Upper Level Kitchenette	ADA	306.2 and 606.3	\$720
239556	Heritage Hall & Park	Heritage Hall	Interior Access Route	Window	2	An accessible window is not provided where operable glazed windows are provided in an accessible room or space.	Heritage Hall Upper Level	ADA	229	\$805

Phase 2										
Id	Facility	Building	Assembly	Type	Barrier Priority	Detail	Location Description	ADA	Ref. Number	Total
239557	Heritage Hall & Park	Heritage Hall	Interior Access Route	Window	2	An accessible window is not provided where operable glazed windows are provided in an accessible room or space.	Heritage Hall Upper Level	ADA	229	\$805
240083	Heritage Hall & Park	Heritage Hall	Common Areas	Dining And Work Surface	2	The dining or work surface does not have a minimum 28" and maximum 34" height with knee and toe clearance.	Heritage Hall Upper Level Kitchenette	ADA	902.3	\$2,382
239537	Heritage Hall & Park	Heritage Hall	Exterior Access Route	Stairs	3	WASHINGTON: The stair treads do not have visual contrast of dark-on-light or light-on-dark on the leading 2" of the tread from the remaining portion of the tread surface.	Stair 6 (ST6)	IBC	2009 ANSI A117.1-504.5.1	\$317
239547	Heritage Hall & Park	Heritage Hall	Restroom	Restroom/Bathroom - Toilet Stall	3	WASHINGTON: A vertical side grab bar is not present in the wheelchair stall.	Heritage Hall Upper Level Unisex Restroom	ANSI A117.1	2009 ANSI A117.1-604.5.1 and A117.1-604.9.6	\$355
239548	Heritage Hall & Park	Heritage Hall	Restroom	Restroom/Bathroom - Mirror	3	The mirror is mounted higher than 40" above finish floor to the bottom of the reflective surface, where it is installed above a lavatory or counter.	Heritage Hall Upper Level Unisex Restroom	ADA	213.3.5; 603.3	\$200
239549	Heritage Hall & Park	Heritage Hall	Restroom	Restroom/Bathroom - Toilet Stall	3	WASHINGTON: A vertical side grab bar is not present in the wheelchair stall.	Heritage Hall Lower Level Unisex Restroom	ANSI A117.1	2009 ANSI A117.1-604.5.1 and A117.1-604.9.6	\$355
239550	Heritage Hall & Park	Heritage Hall	Restroom	Restroom/Bathroom - Lavatory	3	Pipes are not insulated.	Heritage Hall Lower Level Unisex Restroom	ADA	606.5	\$65
239551	Heritage Hall & Park	Heritage Hall	Restroom	Restroom/Bathroom - Mirror	3	The mirror is mounted higher than 40" above finish floor to the bottom of the reflective surface, where it is installed above a lavatory or counter.	Heritage Hall Lower Level Unisex Restroom	ADA	213.3.5; 603.3	\$200
239552	Heritage Hall & Park	Heritage Hall	Restroom	Controls And Dispensers	3	The height of controls are not compliant.	Heritage Hall Lower Level Unisex Restroom	ADA	606.1; 309.3	\$200
239553	Heritage Hall & Park	Heritage Hall	Restroom	Restroom/Bathroom - Door	3	The hardware at the accessible door requires tight grasping, pinching or twisting of the wrist to operate	Heritage Hall Lower Level Unisex Restroom	ADA	309, 404.2.7	\$293
239555	Heritage Hall & Park	Heritage Hall	Restroom	Restroom/Bathroom - Door	3	The hardware at the accessible door requires tight grasping, pinching or twisting of the wrist to operate	Heritage Hall Upper Level Unisex Restroom	ADA	309, 404.2.7	\$293
243106	Heritage Hall & Park	Heritage Hall	Exterior Access Route	Stairs	3	WASHINGTON: The stair treads do not have visual contrast of dark-on-light or light-on-dark on the leading 2" of the tread from the remaining portion of the tread surface.	Stair 4 (ST4)	IBC	2009 ANSI A117.1-504.5.1	\$141
243107	Heritage Hall & Park	Heritage Hall	Exterior Access Route	Stairs	3	WASHINGTON: The stair treads do not have visual contrast of dark-on-light or light-on-dark on the leading 2" of the tread from the remaining portion of the tread surface.	Stair 5 (ST5)	IBC	2009 ANSI A117.1-504.5.1	\$106

Phase 2										
Id	Facility	Building	Assembly	Type	Barrier Priority	Detail	Location Description	ADA	Ref. Number	Total
239546	Heritage Hall & Park	Heritage Hall	Common Areas	Controls And Dispensers	4	Controls and/or dispensers are not within an allowable reach range.	Heritage Hall Upper Level Kitchenette	ADA	606.1; 308	\$500
239506	Heritage Hall & Park	Heritage Park	Accessible Parking	Parking Space - Van	1	WASHINGTON: A van stall, access aisle, and signage are not provided and the slope and/or ground surface is/are not compliant.	Parking Lot 2	State of Washington	WA Bldg Code 51-50 WAC 1101; ADA 502.4, 502.5	\$11,300
239508	Heritage Hall & Park	Heritage Park	Exterior Access Route	Stairs	1	Handrails are not compliant or are not provided.	Stair 1 (ST1)	ADA	505	\$3,912
239509	Heritage Hall & Park	Heritage Park	Exterior Access Route	Exterior Accessible Route	1	WASHINGTON: The slopes of the exterior accessible route are not compliant.	Walkway 1 (W1)	State of Washington	WA Bldg Code 51-50 WAC 1101.2.1; 403.3	\$1,200
239512	Heritage Hall & Park	Heritage Park	Exterior Access Route	Exterior Accessible Route	1	WASHINGTON: The slopes of the exterior accessible route are not compliant.	Walkway 2 (W2)	State of Washington	WA Bldg Code 51-50 WAC 1101.2.1; 403.3	\$360
239513	Heritage Hall & Park	Heritage Park	Accessible Parking	Parking Space - Van	1	WASHINGTON: A van stall, access aisle, and signage are not provided and the slope and/or ground surface is/are not compliant.	Parking Lot 1	State of Washington	WA Bldg Code 51-50 WAC 1101; ADA 502.4, 502.5	\$11,300
239514	Heritage Hall & Park	Heritage Park	Accessible Parking	Parking Space - Car	1	The slope of the parking space is greater than 1:50 (2%).	Parking Lot 1 - Stall P1	ADA	502.4	\$6,300
239515	Heritage Hall & Park	Heritage Park	Accessible Parking	Parking Space - Car	1	WASHINGTON: Signage is not located at the required height for the standard accessible space or access aisle.	Parking Lot 1 - Stall P1	ADA	502.6; WA Bldg Code 51-50 WAC 1101.2.6	\$280
239516	Heritage Hall & Park	Heritage Park	Accessible Parking	Parking Space - Car	1	The access aisle slope is greater than 1:50 (2%).	Parking Lot 1 - Stall P1	ADA	502.4	\$5,000
239517	Heritage Hall & Park	Heritage Park	Accessible Parking	Parking Space - Car	1	WASHINGTON: The car access aisle signage is not compliant or not provided.	Parking Lot 1 - Stall P1	State of Washington	WA Bldg Code 51-50 WAC 1101	\$280
239518	Heritage Hall & Park	Heritage Park	Exterior Access Route	Exterior Accessible Route	1	WASHINGTON: A compliant exterior accessible route is not provided.	Walkway 3 (W3)	State of Washington	WA Bldg Code 51-50 WAC 1101.2.1; 403.3	\$44,899
239520	Heritage Hall & Park	Heritage Park	Exterior Access Route	Stairs	1	Handrails are not compliant or are not provided.	Stair 3 (ST3)	ADA	505	\$4,727
239521	Heritage Hall & Park	Heritage Park	Exterior Access Route	Stairs	1	Steps do not have uniform and compliant riser heights and/or tread depths.	Stair 3 (ST3)	ADA	504.2	\$11,934
239523	Heritage Hall & Park	Heritage Park	Exterior Access Route	Exterior Accessible Route	1	WASHINGTON: An exterior accessible route is not provided.	Park Entrance (PE)	State of Washington	WA Bldg Code 51-50 WAC 1101.2.1; 403.3	\$960
240082	Heritage Hall & Park	Heritage Park	Accessible Parking	Parking Space-Car	1	WASHINGTON: A car stall, access aisle, and signage are not provided and the slope and/or ground surface is/are not compliant.	Parking Lot 2	State of Washington	WA Bldg Code 51-50 WAC 1101; ADA 502.4, 502.5	\$11,300
240210	Heritage Hall & Park	Heritage Park	Exterior Access Route	Exterior Accessible Route	1	WASHINGTON: An exterior accessible route is not provided.	Playground	State of Washington	WA Bldg Code 51-50 WAC 1101.2.1; 403.3	\$283
239511	Heritage Hall & Park	Heritage Park	Exterior Access Route	Gate	2	The gate does not have a smooth surface within 10" of the ground.	Tennis Court Gate 1 & Gate 2 (G1 & G2)	ADA	404.2.10	\$320
239524	Heritage Hall & Park	Heritage Park	Exterior Access Route	Reach Range	2	#####	Viewing Area (VA)	ADA	308, 309	\$450



Phase 2										
Id	Facility	Building	Assembly	Type	Barrier Priority	Detail	Location Description	ADA	Ref. Number	Total
240212	Heritage Hall & Park	Heritage Park	Playground	Ground Surface-Fibar	2	The ground surface has not been inspected and maintained regularly.	Playground	ADA	1008.2	\$682
239507	Heritage Hall & Park	Heritage Park	Exterior Access Route	Stairs	3	WASHINGTON: The stair treads do not have visual contrast of dark-on-light or light-on-dark on the leading 2" of the tread from the remaining portion of the tread surface.	Stair 1 (ST1)	IBC	2009 ANSI A117.1-504.5.1	\$246
239510	Heritage Hall & Park	Heritage Park	Exterior Access Route	Stairs	3	WASHINGTON: The stair treads do not have visual contrast of dark-on-light or light-on-dark on the leading 2" of the tread from the remaining portion of the tread surface.	Stair 2 (ST2)	IBC	2009 ANSI A117.1-504.5.1	\$669
239519	Heritage Hall & Park	Heritage Park	Exterior Access Route	Stairs	3	WASHINGTON: The stair treads do not have visual contrast of dark-on-light or light-on-dark on the leading 2" of the tread from the remaining portion of the tread surface.	Stair 3 (ST3)	IBC	2009 ANSI A117.1-504.5.1	\$493
243914	Heritage Hall & Park	Heritage Park	Exterior Access Route	Signage	4	ADVISORY: Directional signage indicating the accessible route is not provided, where existing routes are both accessible and non-accessible.	Routes Throughout Park	ADA	216.6	\$0
239236	Marina Park	Marina Park	Accessible Parking	Parking Spaces-General	1	The minimum number of accessible parking spaces is not provided.	Parking Lot 1	ADA	208.2	\$0
239237	Marina Park	Marina Park	Exterior Access Route	Curb Ramp	1	A compliant parallel curb ramp is not provided.	Curb Ramp CR1	ADA	304, 406	\$1,750
239238	Marina Park	Marina Park	Exterior Access Route	Curb Ramp	1	WASHINGTON: The curb ramp width is less than 44".	Curb Ramp CR2	State of Washington	WA Bldg Code 51-50 WAC 1101.6.6; ADA 406; 405.2 thru 405.5; Table 405.2; 403.5.1	\$1,750
239239	Marina Park	Marina Park	Exterior Access Route	Exterior Accessible Route	1	WASHINGTON: An exterior accessible route is not provided.	Boat Launch BL	State of Washington	WA Bldg Code 51-50 WAC 1101.2.1; 403.3	\$3,746
239242	Marina Park	Marina Park	Exterior Access Route	Exterior Accessible Route	1	WASHINGTON: The slopes of the exterior accessible route are not compliant.	Walkway W1	State of Washington	WA Bldg Code 51-50 WAC 1101.2.1; 403.3	\$10,465
239243	Marina Park	Marina Park	Boating and Fishing	Boat Slip	1	Accessible boat slips are not dispersed among the total number of boat slips at the facility.	Boat Slips BS	ADA	235.2.1	\$450
239252	Marina Park	Marina Park	Accessible Parking	Parking Space - Van	1	WASHINGTON: A van stall, access aisle, and signage are not provided and the slope and/or ground surface is/are not compliant.	Parking Lot 2	State of Washington	WA Bldg Code 51-50 WAC 1101; ADA 502.4, 502.5 502.3; 502.4;	\$0
239253	Marina Park	Marina Park	Accessible Parking	Parking Space - Car	1	An access aisle is not provided.	Parking Lot 2 - Stall P1	ADA	502.5	\$420
239254	Marina Park	Marina Park	Accessible Parking	Parking Space - Car	1	The slope of the parking space is greater than 1:50 (2%).	Parking Lot 2 - Stall P1	ADA	502.4	\$6,300
239255	Marina Park	Marina Park	Accessible Parking	Parking Space - Car	1	The slope of the parking space is greater than 1:50 (2%).	Parking Lot 2 - Stall P2	ADA	502.4	\$6,300

Phase 2										
Id	Facility	Building	Assembly	Type	Barrier Priority	Detail	Location Description	ADA	Ref. Number	Total
239256	Marina Park	Marina Park	Accessible Parking	Parking Space - Car	1	The access aisle is less than 60" wide.	Parking Lot 2 - Stall P2	ADA	502.3.1	\$0
239257	Marina Park	Marina Park	Exterior Access Route	Curb Ramp	1	WASHINGTON: The curb ramp width is less than 44".	Curb Ramp CR3	State of Washington	WA Bldg Code 51-50 WAC 1101.6.6; ADA 406; 405.2 thru 405.5; Table 405.2; 403.5.1	\$1,750
239258	Marina Park	Marina Park	Exterior Access Route	Exterior Accessible Route	1	WASHINGTON: The slopes of the exterior accessible route are not compliant.	Walkway W2	State of Washington	WA Bldg Code 51-50 WAC 1101.2.1; 403.3	\$10,108
239259	Marina Park	Marina Park	Exterior Access Route	Ramp	1	WASHINGTON: Handrails are not provided where the ramp rises more than 6" or are not compliant.	Ramp R1	State of Washington	ADA 505.6; WA Bldg Code 51-50 WAC 1101.2.1	\$4,564
239261	Marina Park	Marina Park	Exterior Access Route	Stairs	1	Handrails are not compliant or are not provided.	Stair ST2	ADA	505	\$1,141
239262	Marina Park	Marina Park	Exterior Access Route	Curb Ramp	1	WASHINGTON: The slope of the curb ramp run is not compliant.	Curb Ramp CR4	State of Washington	WA Bldg Code 51-50 WAC 1101.6; ADA 406; 405.2 thru 405.5; Table 405.2; 403.5.1	\$1,750
239263	Marina Park	Marina Park	Exterior Access Route	Curb Ramp	1	WASHINGTON: The curb ramp width is less than 44".	Curb Ramp CR5	State of Washington	WA Bldg Code 51-50 WAC 1101.6.6; ADA 406; 405.2 thru 405.5; Table 405.2; 403.5.1	\$1,750
239264	Marina Park	Marina Park	Exterior Access Route	Curb Ramp	1	WASHINGTON: The curb ramp width is less than 44".	Curb Ramp CR6	State of Washington	WA Bldg Code 51-50 WAC 1101.6; ADA 406; 405.2 thru 405.5; Table 405.2; 403.5.1	\$1,750
240072	Marina Park	Marina Park	Exterior Access Route	Curb Ramp	1	WASHINGTON: The slope of the curb ramp run is not compliant.	Curb Ramp CR2	State of Washington	WA Bldg Code 51-50 WAC 1101.6; ADA 406; 405.2 thru 405.5; Table 405.2; 403.5.1	\$0
240073	Marina Park	Marina Park	Accessible Parking	Parking Space-Car	1	The access aisle slope is greater than 1:50 (2%).	Parking Lot 2 - Stall P2	ADA	502.4	\$5,000
240074	Marina Park	Marina Park	Accessible Parking	Parking Space-Car	1	WASHINGTON: The car access aisle signage is not compliant or not provided.	Parking Lot 2 - Stall P2	State of Washington	WA Bldg Code 51-50 WAC 1101	\$280

Phase 2										
Id	Facility	Building	Assembly	Type	Barrier Priority	Detail	Location Description	ADA	Ref. Number	Total
240076	Marina Park	Marina Park	Exterior Access Route	Curb Ramp	1	WASHINGTON: The curb ramp width is less than 44". The adjacent surfaces at transitions to adjoining walks, gutters and streets at the curb ramp are not at the same level.	Curb Ramp CR4	State of Washington	WA Bldg Code 51-50 WAC 1101.6.6; ADA 406; 405.2 thru 405.5; Table 405.2; 403.5.1	\$0
240077	Marina Park	Marina Park	Exterior Access Route	Curb Ramp	1	The adjacent surfaces at transitions to adjoining walks, gutters and streets at the curb ramp are not at the same level.	Curb Ramp CR4	ADA	303; 406.2	\$0
240078	Marina Park	Marina Park	Exterior Access Route	Curb Ramp	1	A compliant accessible route is not provided from the public access to the amenity.	Curb Ramp CR5	ADA	303; 406.2	\$0
240079	Marina Park	Marina Park	Exterior Access Route	Exterior Accessible Route	1		Beach	ADA	206; 206.2.2 228.1; 305; 308;	\$9,500
239244	Marina Park	Marina Park	Exterior Access Route	Vending Machine	2	The vending machines are not accessible. The restroom circulation path is not free of objects protruding more than 4" from wall in the space between 27" and 80" height above finish floor.	Vending Machine VM	ADA	309	\$3,254
239246	Marina Park	Marina Park	Restroom	Protruding Object	2	WASHINGTON: The stair treads do not have visual contrast of dark-on-light or light-on-dark on the leading 2" of the tread from the remaining portion of the tread surface.	Men's & Women's Restroom	ADA	307.2	\$800
239241	Marina Park	Marina Park	Exterior Access Route	Stairs Restroom/Bathroom - Lavatory	3		Stair ST1	IBC	2009 ANSI A117.1-504.5.1	\$141
239245	Marina Park	Marina Park	Restroom		3	Pipes are not insulated.	Men's & Women's Restroom	ADA	606.5	\$130
239247	Marina Park	Marina Park	Restroom	Restroom/Bathroom - Toilet Stall	3	WASHINGTON: A vertical side grab bar is not present in the wheelchair stall.	Men's & Women's Restroom	ANSI A117.1	2009 ANSI A117.1-604.5.1 and A117.1-604.9.6	\$710
239248	Marina Park	Marina Park	Restroom	Restroom/Bathroom - Toilet Stall	3	The side grab bar is not compliant in the wheelchair stall.	Men's & Women's Restroom	ADA	604.5.1; 604.8.1.5	\$710
239249	Marina Park	Marina Park	Restroom	Restroom/Bathroom - Toilet Stall	3	The wheelchair stall door is not self closing.	Men's & Women's Restroom	ADA	604.8.1.2	\$586
239250	Marina Park	Marina Park	Restroom	Restroom/Bathroom - Toilet Stall	3	The hardware at the wheelchair stall door is not compliant.	Men's & Women's Restroom	ADA	309, 404.2.7, 604.8.1.2	\$586
239260	Marina Park	Marina Park	Exterior Access Route	Stairs Drinking Fountain/Water Cooler	3	WASHINGTON: The stair treads do not have visual contrast of dark-on-light or light-on-dark on the leading 2" of the tread from the remaining portion of the tread surface.	Stair ST2	IBC	2009 ANSI A117.1-504.5.1	\$141
239251	Marina Park	Marina Park	Exterior Access Route		4	The minimum number and types of drinking fountains are not provided.	Drinking Fountain DF1	ADA	211.2; 602; 309	\$8,000
241217	Marsh Park	Marsh Park	Exterior Access Route	Exterior Accessible Route	1	WASHINGTON: The slopes of the exterior accessible route are not compliant.	Walkways Into & Throughout the Park	State of Washington	WA Bldg Code 51-50 WAC 1101.2.1; 403.3	\$44,780

Phase 2										
Id	Facility	Building	Assembly	Type	Barrier Priority	Detail	Location Description	ADA	Ref. Number	Total
241222	Marsh Park	Marsh Park	Exterior Access Route	Exterior Accessible Route	1	Sidewalk has areas of vertical level changes in excess of 1/4" that are not ramped. WASHINGTON: A van stall, access aisle, and signage are not provided and the slope and/or ground surface is/are not compliant. The slope of the parking space is greater than 1:50 (2%).	Drinking Fountain 1 (DF1)	ADA	303	\$357
241223	Marsh Park	Marsh Park	Accessible Parking	Parking Space - Van	1		Parking Lot 1	State of Washington	WA Bldg Code 51-50 WAC 1101; ADA 502.4, 502.5	\$11,300
241224	Marsh Park	Marsh Park	Accessible Parking	Parking Space - Car	1		Parking Stall 1 (P1)	ADA	502.4	\$6,300
241225	Marsh Park	Marsh Park	Accessible Parking	Parking Space - Car	1		Parking Stall 1 (P1)	ADA	502.4	\$5,000
241226	Marsh Park	Marsh Park	Exterior Access Route	Curb Ramp	1	WASHINGTON: The curb ramp width is less than 44".	Curb Ramp 1 (CR1)	State of Washington	WA Bldg Code 51-50 WAC 1101.6.6; ADA 406; 405.2 thru 405.5; Table 405.2; 403.5.1	\$0
241227	Marsh Park	Marsh Park	Accessible Parking	Parking Space - Car	1	WASHINGTON: The car access aisle signage is not compliant or not provided.	Parking Stall 1 (P1)	State of Washington	WA Bldg Code 51-50 WAC 1101	\$280
241228	Marsh Park	Marsh Park	Exterior Access Route	Exterior Accessible Route	1	WASHINGTON: The slopes of the exterior accessible route are not compliant.	Walkway 1 (W1)	State of Washington	WA Bldg Code 51-50 WAC 1101.2.1; 403.3	\$3,900
241230	Marsh Park	Marsh Park	Exterior Access Route	Stairs	1	Handrails are not compliant or are not provided.	Stair 1 (ST1)	ADA	505	\$4,238
241236	Marsh Park	Marsh Park	Exterior Access Route	Stairs	1	Handrails are not compliant.	Stair 2 (ST2)	ADA	505	\$1,956
241240	Marsh Park	Marsh Park	Exterior Access Route	Stairs	1	Handrails are not compliant.	Stair 3 (ST3)	ADA	505	\$3,260
241241	Marsh Park	Marsh Park	Exterior Access Route	Stairs	1	Steps do not have uniform and compliant riser heights and/or tread depths.	Stair 3 (ST3)	ADA	504.2	\$4,590
241685	Marsh Park	Marsh Park	Exterior Access Route	Curb Ramp	1	WASHINGTON: The slope of the curb ramp run is not compliant.	Curb Ramp 1 (CR1)	State of Washington	WA Bldg Code 51-50 WAC 1101.6; ADA 406; 405.2 thru 405.5; Table 405.2; 403.5.1	\$1,750
244347	Marsh Park	Marsh Park	Exterior Access Route	Protruding Object	1	Protruding objects in the 27" to 80" range above finished floor protrude more than 4" into the circulation path along the accessible route.	Drinking Fountain 2 (DF2)	ADA	307.2	\$728
241229	Marsh Park	Marsh Park	Exterior Access Route	Stairs	3	WASHINGTON: The stair treads do not have visual contrast of dark-on-light or light-on-dark on the leading 2" of the tread from the remaining portion of the tread surface.	Stair 1 (ST1)	IBC	2009 ANSI A117.1-504.5.1	\$317

Phase 2										
Id	Facility	Building	Assembly	Type	Barrier Priority	Detail	Location Description	ADA	Ref. Number	Total
241231	Marsh Park	Marsh Park	Restroom	Restroom/Bathroom - Toilet Stall	3	A wheelchair stall is not provided in a multi-user restroom.	Men's & Women's Restroom (MRR & WRR)	ADA	309, 404.2.7, 604.5.1, 604.6, 604.7, 604.8.1.1, 604.8.1.2, 604.8.1.5, 604.9, 609.3	\$5,500
241232	Marsh Park	Marsh Park	Restroom	Restroom/Bathroom - Lavatory	3	Pipes are not insulated.	Men's & Women's Restroom (MRR & WRR)	ADA	606.5	\$130
241233	Marsh Park	Marsh Park	Restroom	Restroom/Bathroom - Lavatory	3	The lavatory does not have the required knee clearance.	Men's & Women's Restroom (MRR & WRR)	ADA	606; 306	\$1,440
241234	Marsh Park	Marsh Park	Restroom	Restroom/Bathroom - Lavatory	3	Faucets are not compliant	Women's Restroom (WRR)	ADA	606.4; 309	\$555
241235	Marsh Park	Marsh Park	Exterior Access Route	Stairs	3	WASHINGTON: The stair treads do not have visual contrast of dark-on-light or light-on-dark on the leading 2" of the tread from the remaining portion of the tread surface.	Stair 2 (ST2)	IBC	2009 ANSI A117.1-504.5.1	\$141
241239	Marsh Park	Marsh Park	Exterior Access Route	Stairs	3	WASHINGTON: The stair treads do not have visual contrast of dark-on-light or light-on-dark on the leading 2" of the tread from the remaining portion of the tread surface.	Stair 3 (ST3)	IBC	2009 ANSI A117.1-504.5.1	\$246
241220	Marsh Park	Marsh Park	Exterior Access Route	Drinking Fountain/Water Cooler	4	A clear space is not positioned at the lower level drinking fountain for a forward approach and centered on the unit.	Drinking Fountain 1 (DF1)	ADA	602.2	\$238
241221	Marsh Park	Marsh Park	Site Furnishings	Drinking Fountain/Water Cooler	4	The minimum number and types of drinking fountains are not provided.	Drinking Fountain 1 (DF1)	ADA	211.2; 602; 309	\$8,000
241237	Marsh Park	Marsh Park	Site Furnishings	Drinking Fountain/Water Cooler	4	The minimum number and types of drinking fountains are not provided.	Drinking Fountain 2 (DF2)	ADA	211.2; 602; 309	\$8,000
241238	Marsh Park	Marsh Park	Site Furnishings	Drinking Fountain/Water Cooler	4	A clear space is not positioned at the lower level drinking fountain for a forward approach and centered on the unit.	Drinking Fountain 2 (DF2)	ADA	602.2	\$120
243960	North Rose Hill Woodlands Park	North Rose Hill Woodlands Park	Accessible Parking	Parking Space-Van	1	WASHINGTON: A van stall, access aisle, and signage are not provided and the slope and/or ground surface is/are not compliant.	On-Street Parking	State of Washington	WA Bldg Code 51-50 WAC 1101; ADA 502.4, 502.5	\$11,300
243961	North Rose Hill Woodlands Park	North Rose Hill Woodlands Park	Exterior Access Route	Gate	1	The gate maneuvering clearance area is not compliant.	Entrance Gate 1 (E1)	ADA	404; 404.2.3, 404.2.4	\$568
243962	North Rose Hill Woodlands Park	North Rose Hill Woodlands Park	Exterior Access Route	Exterior Accessible Route	1	The accessible route has areas of vertical level changes in excess of 1/4" that are not beveled or ramped.	Entrance Gate 1 (E1)	ADA	303	\$59
243964	North Rose Hill Woodlands Park	North Rose Hill Woodlands Park	Exterior Access Route	Exterior Accessible Route	1	WASHINGTON: The slopes of the exterior accessible route are not compliant.	Walkway from E1 to Play Area 1	State of Washington	WA Bldg Code 51-50 WAC 1101.2.1; 403.3	\$14,400
243968	North Rose Hill Woodlands Park	North Rose Hill Woodlands Park	Exterior Access Route	Exterior Accessible Route	1	WASHINGTON: An exterior accessible route is not provided.	Picnic Area near Play Area 1	State of Washington	WA Bldg Code 51-50 WAC 1101.2.1; 403.3	\$400

Phase 2										
Id	Facility	Building	Assembly	Type	Barrier Priority	Detail	Location Description	ADA	Ref. Number	Total
243970	North Rose Hill Woodlands Park	North Rose Hill Woodlands Park	Exterior Access Route	Exterior Accessible Route	1	WASHINGTON: An exterior accessible route is not provided.	Bench near Play Area 1	State of Washington	WA Bldg Code 51-50 WAC 1101.2.1; 403.3	\$400
243972	North Rose Hill Woodlands Park	North Rose Hill Woodlands Park	Exterior Access Route	Exterior Accessible Route	1	WASHINGTON: The slopes of the exterior accessible route are not compliant.	Walkway at Play Area 1	State of Washington	WA Bldg Code 51-50 WAC 1101.2.1; 403.3	\$2,240
243975	North Rose Hill Woodlands Park	North Rose Hill Woodlands Park	Exterior Access Route	Ramp	1	WASHINGTON: The slopes of the ramp are not compliant.	Ramp 1 (R1)	State of Washington	WA Bldg Code 51-50 WAC 1101.6; ADA 406; 405.2 thru 405.5; Table 405.2; 403.5.1	\$7,944
243977	North Rose Hill Woodlands Park	North Rose Hill Woodlands Park	Exterior Access Route	Ramp	1	WASHINGTON: Handrails are not provided where the ramp rises more than 6" or are not compliant.	Ramp 1 (R1)	State of Washington	ADA 505.6; WA Bldg Code 51-50 WAC 1101.2.1	\$652
243978	North Rose Hill Woodlands Park	North Rose Hill Woodlands Park	Exterior Access Route	Ramp	1	WASHINGTON: The slopes of the ramp are not compliant.	Ramp 2 (R2)	State of Washington	WA Bldg Code 51-50 WAC 1101.6; ADA 406; 405.2 thru 405.5; Table 405.2; 403.5.1	\$3,972
243981	North Rose Hill Woodlands Park	North Rose Hill Woodlands Park	Exterior Access Route	Ramp	1	WASHINGTON: The slopes of the ramp are not compliant.	Ramp 3 (R3)	State of Washington	WA Bldg Code 51-50 WAC 1101.6; ADA 406; 405.2 thru 405.5; Table 405.2; 403.5.1	\$7,944
243982	North Rose Hill Woodlands Park	North Rose Hill Woodlands Park	Exterior Access Route	Exterior Accessible Route	1	The accessible route has areas of vertical level changes in excess of 1/4" that are not beveled or ramped.	Ramp 3 (R3)	ADA	303	\$0
243983	North Rose Hill Woodlands Park	North Rose Hill Woodlands Park	Exterior Access Route	Exterior Accessible Route	1	The accessible route has areas of vertical level changes in excess of 1/4" that are not beveled or ramped.	Ramp 4 (R4)	ADA	303	\$143
243991	North Rose Hill Woodlands Park	North Rose Hill Woodlands Park	Exterior Access Route	Exterior Accessible Route	1	WASHINGTON: The slopes of the exterior accessible route are not compliant.	Walkway from Play Area 1 to NE 95th St	State of Washington	WA Bldg Code 51-50 WAC 1101.2.1; 403.3	\$8,000
243992	North Rose Hill Woodlands Park	North Rose Hill Woodlands Park	Exterior Access Route	Exterior Accessible Route	1	WASHINGTON: The slopes of the exterior accessible route are not compliant.	Walkway from Play Area 1 to NE 95th St	State of Washington	WA Bldg Code 51-50 WAC 1101.2.1; 403.3	\$1,600
243993	North Rose Hill Woodlands Park	North Rose Hill Woodlands Park	Exterior Access Route	Exterior Accessible Route	1	WASHINGTON: The slopes of the exterior accessible route are not compliant.	Walkway from Play Area 1 to NE 95th St	State of Washington	WA Bldg Code 51-50 WAC 1101.2.1; 403.3	\$1,200
243996	North Rose Hill Woodlands Park	North Rose Hill Woodlands Park	Portable Restroom	Portable Restroom	1	An accessible route to the portable restroom has not been provided.	Portable Restroom (RR1)	ADA	402, 404	\$2,124

Phase 2										
Id	Facility	Building	Assembly	Type	Barrier Priority	Detail	Location Description	ADA	Ref. Number	Total
243998	North Rose Hill Woodlands Park	North Rose Hill Woodlands Park	Exterior Access Route	Exterior Accessible Route	1	WASHINGTON: The slopes of the exterior accessible route are not compliant.	Walkway from Play Area 1 to NE 95th St	State of Washington	WA Bldg Code 51-50 WAC 1101.2.1; 403.3	\$2,400
243999	North Rose Hill Woodlands Park	North Rose Hill Woodlands Park	Exterior Access Route	Exterior Accessible Route	1	WASHINGTON: The slopes of the exterior accessible route are not compliant.	Walkway from Play Area 1 to NE 95th St	State of Washington	WA Bldg Code 51-50 WAC 1101.2.1; 403.3	\$4,800
244000	North Rose Hill Woodlands Park	North Rose Hill Woodlands Park	Exterior Access Route	Exterior Accessible Route	1	The accessible route has areas of vertical level changes in excess of 1/4" that are not beveled or ramped.	Walkway from Play Area 1 to NE 95th St	ADA	303	\$54
244001	North Rose Hill Woodlands Park	North Rose Hill Woodlands Park	Exterior Access Route	Exterior Accessible Route	1	The accessible route has areas of vertical level changes in excess of 1/4" that are not beveled or ramped.	Walkway from Play Area 1 to NE 95th St	ADA	303	\$54
244002	North Rose Hill Woodlands Park	North Rose Hill Woodlands Park	Exterior Access Route	Exterior Accessible Route	1	WASHINGTON: The slopes of the exterior accessible route are not compliant.	Walkway from Play Area 1 to NE 95th St	State of Washington	WA Bldg Code 51-50 WAC 1101.2.1; 403.3	\$3,200
244003	North Rose Hill Woodlands Park	North Rose Hill Woodlands Park	Exterior Access Route	Exterior Accessible Route	1	The accessible route has areas of vertical level changes in excess of 1/4" that are not beveled or ramped.	Walkway from Play Area 1 to NE 95th St	ADA	303	\$72
244004	North Rose Hill Woodlands Park	North Rose Hill Woodlands Park	Exterior Access Route	Exterior Accessible Route	1	WASHINGTON: The slopes of the exterior accessible route are not compliant.	Walkway from Play Area 1 to Shelter Picnic Area	State of Washington	WA Bldg Code 51-50 WAC 1101.2.1; 403.3	\$4,800
244005	North Rose Hill Woodlands Park	North Rose Hill Woodlands Park	Exterior Access Route	Exterior Accessible Route	1	WASHINGTON: The slopes of the exterior accessible route are not compliant.	Walkway from Play Area 1 to Shelter Picnic Area	State of Washington	WA Bldg Code 51-50 WAC 1101.2.1; 403.3	\$595
244006	North Rose Hill Woodlands Park	North Rose Hill Woodlands Park	Exterior Access Route	Exterior Accessible Route	1	The accessible route does not have 80" vertical clearance.	Walkway from Play Area 1 to Shelter Picnic Area	ADA	307.4	\$250
244007	North Rose Hill Woodlands Park	North Rose Hill Woodlands Park	Exterior Access Route	Exterior Accessible Route	1	The accessible route has areas of vertical level changes in excess of 1/4" that are not beveled or ramped.	Walkway from Play Area 1 to Shelter Picnic Area	ADA	303	\$45
244008	North Rose Hill Woodlands Park	North Rose Hill Woodlands Park	Exterior Access Route	Exterior Accessible Route	1	WASHINGTON: The slopes of the exterior accessible route are not compliant.	Walkway from Play Area 1 to Shelter Picnic Area	State of Washington	WA Bldg Code 51-50 WAC 1101.2.1; 403.3	\$2,800
244009	North Rose Hill Woodlands Park	North Rose Hill Woodlands Park	Exterior Access Route	Exterior Accessible Route	1	The accessible route does not have 80" vertical clearance.	Walkway from Play Area 1 to Shelter Picnic Area	ADA	307.4	\$250
244010	North Rose Hill Woodlands Park	North Rose Hill Woodlands Park	Exterior Access Route	Exterior Accessible Route	1	WASHINGTON: The slopes of the exterior accessible route are not compliant.	Walkway from Play Area 1 to Shelter Picnic Area	State of Washington	WA Bldg Code 51-50 WAC 1101.2.1; 403.3	\$5,600
244011	North Rose Hill Woodlands Park	North Rose Hill Woodlands Park	Exterior Access Route	Exterior Accessible Route	1	The accessible route has areas of vertical level changes in excess of 1/4" that are not beveled or ramped.	Walkway from Play Area 1 to Shelter Picnic Area	ADA	303	\$0
244012	North Rose Hill Woodlands Park	North Rose Hill Woodlands Park	Exterior Access Route	Exterior Accessible Route	1	WASHINGTON: The slopes of the exterior accessible route are not compliant.	Walkway from Play Area 1 to Shelter Picnic Area	State of Washington	WA Bldg Code 51-50 WAC 1101.2.1; 403.3	\$4,800

Phase 2										
Id	Facility	Building	Assembly	Type	Barrier Priority	Detail	Location Description	ADA	Ref. Number	Total
244013	North Rose Hill Woodlands Park	North Rose Hill Woodlands Park	Exterior Access Route	Exterior Accessible Route	1	The accessible route has areas of vertical level changes in excess of 1/4" that are not beveled or ramped.	Walkway from Play Area 1 to Shelter Picnic Area	ADA	303	\$0
244015	North Rose Hill Woodlands Park	North Rose Hill Woodlands Park	Exterior Access Route	Exterior Accessible Route	1	WASHINGTON: The slopes of the exterior accessible route are not compliant.	Walkway from Shelter Picnic Area to NE 100 St	State of Washington	WA Bldg Code 51-50 WAC 1101.2.1; 403.3	\$16,000
244016	North Rose Hill Woodlands Park	North Rose Hill Woodlands Park	Exterior Access Route	Exterior Accessible Route	1	The accessible route has areas of vertical level changes in excess of 1/4" that are not beveled or ramped.	Walkway from Shelter Picnic Area to NE 100 St	ADA	303	\$108
244017	North Rose Hill Woodlands Park	North Rose Hill Woodlands Park	Exterior Access Route	Exterior Accessible Route	1	WASHINGTON: The slopes of the exterior accessible route are not compliant.	Walkway from Shelter Picnic Area to NE 124th Ave	State of Washington	WA Bldg Code 51-50 WAC 1101.2.1; 403.3	\$14,000
244018	North Rose Hill Woodlands Park	North Rose Hill Woodlands Park	Exterior Access Route	Exterior Accessible Route	1	The accessible route does not have 80" vertical clearance.	Walkway from Shelter Picnic Area to NE 124th Ave	ADA	307.4	\$250
244019	North Rose Hill Woodlands Park	North Rose Hill Woodlands Park	Exterior Access Route	Exterior Accessible Route	1	WASHINGTON: The slopes of the exterior accessible route are not compliant.	Walkway from Shelter Picnic Area to NE 124th Ave	State of Washington	WA Bldg Code 51-50 WAC 1101.2.1; 403.3	\$14,400
244020	North Rose Hill Woodlands Park	North Rose Hill Woodlands Park	Exterior Access Route	Exterior Accessible Route	1	WASHINGTON: The slopes of the exterior accessible route are not compliant.	Walkway from Shelter Picnic Area to NE 124th Ave	State of Washington	WA Bldg Code 51-50 WAC 1101.2.1; 403.3	\$3,200
244021	North Rose Hill Woodlands Park	North Rose Hill Woodlands Park	Exterior Access Route	Exterior Accessible Route	1	The accessible route has areas of vertical level changes in excess of 1/4" that are not beveled or ramped.	Walkway from Shelter Picnic Area to NE 124th Ave	ADA	303	\$72
244022	North Rose Hill Woodlands Park	North Rose Hill Woodlands Park	Exterior Access Route	Exterior Accessible Route	1	WASHINGTON: The slopes of the exterior accessible route are not compliant.	Walkway Loop at Shelter Picnic Area	State of Washington	WA Bldg Code 51-50 WAC 1101.2.1; 403.3	\$800
244023	North Rose Hill Woodlands Park	North Rose Hill Woodlands Park	Exterior Access Route	Exterior Accessible Route	1	WASHINGTON: The slopes of the exterior accessible route are not compliant.	North Walkway Loop at Shelter Picnic Area	State of Washington	WA Bldg Code 51-50 WAC 1101.2.1; 403.3	\$11,200
244025	North Rose Hill Woodlands Park	North Rose Hill Woodlands Park	Exterior Access Route	Exterior Accessible Route	1	WASHINGTON: The slopes of the exterior accessible route are not compliant.	South Walkway Loop at Shelter Picnic Area	State of Washington	WA Bldg Code 51-50 WAC 1101.2.1; 403.3	\$9,600
244026	North Rose Hill Woodlands Park	North Rose Hill Woodlands Park	Exterior Access Route	Exterior Accessible Route	1	The accessible route has gaps in the surface greater than 1/2" wide.	South Walkway Loop at Shelter Picnic Area	ADA	302.3	\$0
244027	North Rose Hill Woodlands Park	North Rose Hill Woodlands Park	Exterior Access Route	Exterior Accessible Route	1	WASHINGTON: The slopes of the exterior accessible route are not compliant.	Walkway from Shelter Picnic Area to NE 100th St and 128th Ave NE	State of Washington	WA Bldg Code 51-50 WAC 1101.2.1; 403.3	\$2,000
244028	North Rose Hill Woodlands Park	North Rose Hill Woodlands Park	Exterior Access Route	Exterior Accessible Route	1	WASHINGTON: The slopes of the exterior accessible route are not compliant.	Walkway from Shelter Picnic Area to NE 100th St and 128th Ave NE	State of Washington	WA Bldg Code 51-50 WAC 1101.2.1; 403.3	\$2,400
244029	North Rose Hill Woodlands Park	North Rose Hill Woodlands Park	Exterior Access Route	Exterior Accessible Route	1	WASHINGTON: The slopes of the exterior accessible route are not compliant.	Walkway from Shelter Picnic Area to NE 100th St and 128th Ave NE	State of Washington	WA Bldg Code 51-50 WAC 1101.2.1; 403.3	\$1,600



Phase 2										
Id	Facility	Building	Assembly	Type	Barrier Priority	Detail	Location Description	ADA	Ref. Number	Total
244030	North Rose Hill Woodlands Park	North Rose Hill Woodlands Park	Exterior Access Route	Exterior Accessible Route	1	WASHINGTON: The slopes of the exterior accessible route are not compliant. The accessible route has areas of vertical level changes in excess of 1/4" that are not beveled or	Walkway from Shelter Picnic Area to NE 100th St	State of Washington	WA Bldg Code 51-50 WAC 1101.2.1; 403.3	\$4,800
244031	North Rose Hill Woodlands Park	North Rose Hill Woodlands Park	Exterior Access Route	Exterior Accessible Route	1	ramped. The sidewalk does not have 80" vertical	Walkway from Shelter Picnic Area to NE 100th St	ADA	303	\$72
244032	North Rose Hill Woodlands Park	North Rose Hill Woodlands Park	Exterior Access Route	Exterior Accessible Route	1	clearance. The accessible route has areas of vertical level changes in excess of 1/4" that are not beveled or	Walkway from Shelter Picnic Area to NE 100th St	ADA	307.4	\$250
244033	North Rose Hill Woodlands Park	North Rose Hill Woodlands Park	Exterior Access Route	Exterior Accessible Route	1	ramped. WASHINGTON: The slopes of the exterior accessible route are not compliant. The accessible route has areas of vertical level changes in excess of 1/4" that are not beveled or	Walkway from Shelter Picnic Area to NE 100th St	ADA	303	\$72
244034	North Rose Hill Woodlands Park	North Rose Hill Woodlands Park	Exterior Access Route	Exterior Accessible Route	1	ramped. WASHINGTON: The slopes of the exterior accessible route are not compliant. The accessible route has areas of vertical level changes in excess of 1/4" that are not beveled or	Walkway from Shelter Picnic Area to NE 100th St	State of Washington	WA Bldg Code 51-50 WAC 1101.2.1; 403.3	\$6,800
244035	North Rose Hill Woodlands Park	North Rose Hill Woodlands Park	Exterior Access Route	Exterior Accessible Route	1	ramped. WASHINGTON: The slopes of the exterior accessible route are not compliant. The accessible route has areas of vertical level changes in excess of 1/4" that are not beveled or	Walkway from Shelter Picnic Area to NE 100th St	ADA	303	\$0
244036	North Rose Hill Woodlands Park	North Rose Hill Woodlands Park	Exterior Access Route	Exterior Accessible Route	1	ramped. WASHINGTON: The slopes of the exterior accessible route are not compliant. The accessible route has areas of vertical level changes in excess of 1/4" that are not beveled or	Walkway from Shelter Picnic Area to 128th Ave NE	State of Washington	WA Bldg Code 51-50 WAC 1101.2.1; 403.3	\$8,000
244037	North Rose Hill Woodlands Park	North Rose Hill Woodlands Park	Exterior Access Route	Exterior Accessible Route	1	ramped. The accessible route has areas of vertical level changes in excess of 1/4" that are not beveled or	Walkway from Shelter Picnic Area to 128th Ave NE	ADA	303	\$72
244038	North Rose Hill Woodlands Park	North Rose Hill Woodlands Park	Exterior Access Route	Exterior Accessible Route	1	ramped. WASHINGTON: The slopes of the exterior accessible route are not compliant. The accessible route has areas of vertical level changes in excess of 1/4" that are not beveled or	Walkway from Shelter Picnic Area to 128th Ave NE	ADA	303	\$72
244039	North Rose Hill Woodlands Park	North Rose Hill Woodlands Park	Exterior Access Route	Exterior Accessible Route	1	ramped. WASHINGTON: The slopes of the exterior accessible route are not compliant. The accessible route has areas of vertical level changes in excess of 1/4" that are not beveled or	Walkway from Shelter Picnic Area to 128th Ave NE	State of Washington	WA Bldg Code 51-50 WAC 1101.2.1; 403.3	\$800
244040	North Rose Hill Woodlands Park	North Rose Hill Woodlands Park	Exterior Access Route	Exterior Accessible Route	1	ramped. WASHINGTON: The slopes of the exterior accessible route are not compliant. The accessible route has areas of vertical level changes in excess of 1/4" that are not beveled or	Walkway from Shelter Picnic Area to 128th Ave NE	State of Washington	WA Bldg Code 51-50 WAC 1101.2.1; 403.3	\$1,600
244041	North Rose Hill Woodlands Park	North Rose Hill Woodlands Park	Exterior Access Route	Exterior Accessible Route	1	ramped. WASHINGTON: The slopes of the exterior accessible route are not compliant. The accessible route does not have 80" vertical	Walkway from Shelter Picnic Area to 128th Ave NE	State of Washington	WA Bldg Code 51-50 WAC 1101.2.1; 403.3	\$2,000
244042	North Rose Hill Woodlands Park	North Rose Hill Woodlands Park	Exterior Access Route	Exterior Accessible Route	1	clearance. The accessible route has areas of vertical level changes in excess of 1/4" that are not beveled or	Walkway from Shelter Picnic Area to 128th Ave NE	ADA	307.4	\$250
244043	North Rose Hill Woodlands Park	North Rose Hill Woodlands Park	Exterior Access Route	Exterior Accessible Route	1	ramped. WASHINGTON: An exterior accessible route is not provided. The accessible route does not have 80" vertical	Walkway from Shelter Picnic Area to 128th Ave NE	ADA	303	\$179
244044	North Rose Hill Woodlands Park	North Rose Hill Woodlands Park	Exterior Access Route	Exterior Accessible Route	1	clearance. WASHINGTON: An exterior accessible route is not provided. The accessible route does not have 80" vertical	Walkway from Shelter Picnic Area to 128th Ave NE	State of Washington	WA Bldg Code 51-50 WAC 1101.2.1; 403.3	\$320
244045	North Rose Hill Woodlands Park	North Rose Hill Woodlands Park	Exterior Access Route	Exterior Accessible Route	1	clearance. WASHINGTON: An exterior accessible route is not provided. The accessible route does not have 80" vertical	Walkway from Shelter Picnic Area to 128th Ave NE	ADA	307.4	\$250

Phase 2										
Id	Facility	Building	Assembly	Type	Barrier Priority	Detail	Location Description	ADA	Ref. Number	Total
244046	North Rose Hill Woodlands Park	North Rose Hill Woodlands Park	Exterior Access Route	Exterior Accessible Route	1	WASHINGTON: The slopes of the exterior accessible route are not compliant. The accessible route has areas of vertical level changes in excess of 1/4" that are not beveled or ramped.	Walkway to Play Area 2	State of Washington	WA Bldg Code 51-50 WAC 1101.2.1; 403.3	\$1,280
244047	North Rose Hill Woodlands Park	North Rose Hill Woodlands Park	Exterior Access Route	Exterior Accessible Route	1		Walkway to Play Area 2	ADA	303	\$358
244051	North Rose Hill Woodlands Park	North Rose Hill Woodlands Park	Exterior Access Route	Protruding Object	1	Protruding objects in the 27" to 80" range above finished floor protrude more than 4" into the circulation path along the accessible route.	Drinking Fountain 1 (DF1)	ADA	307.2	\$728
244468	North Rose Hill Woodlands Park	North Rose Hill Woodlands Park	Exterior Access Route	Ramp	1	WASHINGTON: The slopes of the ramp are not compliant.	Ramp 4 (R4)	State of Washington	WA Bldg Code 51-50 WAC 1101.6; ADA 406; 405.2 thru 405.5; Table 405.2; 403.5.1	\$3,972
244585	North Rose Hill Woodlands Park	North Rose Hill Woodlands Park	Exterior Access Route	Exterior Accessible Route	1	The sidewalk does not have 80" vertical clearance.	North Walkway Loop at Shelter Picnic Area	ADA	307.4	\$250
243963	North Rose Hill Woodlands Park	North Rose Hill Woodlands Park	Exterior Access Route	Gate	2	The gate does not have a smooth surface within 10" of the ground.	Entrance Gate 1 (E1)	ADA	404.2.10	\$160
243967	North Rose Hill Woodlands Park	North Rose Hill Woodlands Park	Picnic Area	Picnic Table	2	The picnic table does not allow a clear space for forward wheelchair approach with knee and toe clearance.	Picnic Area near Play Area 1	ADA	902.2; 902.4	\$120
243973	North Rose Hill Woodlands Park	North Rose Hill Woodlands Park	Picnic Area	Picnic Table	2	The picnic table does not allow a clear space for forward wheelchair approach with knee and toe clearance.	Checkers Table at Play Area 1	ADA	902.2; 902.4	\$336
243974	North Rose Hill Woodlands Park	North Rose Hill Woodlands Park	Common Areas	Dining And Work Surface	2	The checkers table does not have compliant knee and toe clearance.	Checkers Table at Play Area 1	ADA	306.3	\$1,000
243985	North Rose Hill Woodlands Park	North Rose Hill Woodlands Park	Playground	Play Component	2	50% or more of the elevated play components are not on an accessible route.	Play Area 1	ADA	240.2.2	\$50,000
243986	North Rose Hill Woodlands Park	North Rose Hill Woodlands Park	Playground	Transfer System	2	A transfer space is not provided at the platform. The transfer platform connecting to elevated play elements has a non-compliant height lower than 11" or higher than 18".	Play Area 1	ADA	1008.3.1.3	\$0
243988	North Rose Hill Woodlands Park	North Rose Hill Woodlands Park	Playground	Transfer System	2		Play Area 1	ADA	1008.3.1	\$0
243989	North Rose Hill Woodlands Park	North Rose Hill Woodlands Park	Playground	Play Component-Swing	2	A turning space is not provided at a school-age swing.	Play Area 1	ADA	1008.4.1	\$0
243990	North Rose Hill Woodlands Park	North Rose Hill Woodlands Park	Playground	Play Component	2	The entry points to a play component requiring transfer to entry points or seats is lower than 11" and higher than 24".	Play Area 1	ADA	1008.4.4	\$400
243994	North Rose Hill Woodlands Park	North Rose Hill Woodlands Park	Picnic Area	Picnic Table	2	The picnic table does not allow a clear space for forward wheelchair approach with knee and toe clearance.	South Picnic Area	ADA	902.2; 902.4	\$120

Phase 2										
Id	Facility	Building	Assembly	Type	Barrier Priority	Detail	Location Description	ADA	Ref. Number	Total
244053	North Rose Hill Woodlands Park	North Rose Hill Woodlands Park	Playground	Play Component	2	Clear ground space is not provided at each ground play component, and each elevated play component connected by a ramp.	Play Area 2	ADA	1008.4.2	\$0
244054	North Rose Hill Woodlands Park	North Rose Hill Woodlands Park	Playground	Play Component	2	The play component requires transfer to entry points or seats, but at least one means of support is not provided.	Play Area 2	ADA	1008.4.5	\$5,000
244055	North Rose Hill Woodlands Park	North Rose Hill Woodlands Park	Playground	Play Component	2	The entry points to a play component requiring transfer to entry points or seats is lower than 11" and higher than 24".	Play Area 2	ADA	1008.4.4	\$400
244056	North Rose Hill Woodlands Park	North Rose Hill Woodlands Park	Playground	Play Component - Play Table	2	The play table does not provide knee clearance 24" high minimum, 17" deep minimum, and 30" wide minimum, and/or the tops of rims, curbs, or other obstructions at the play table are higher than 31".	Play Area 2	ADA	1008.4.3	\$1,103
244057	North Rose Hill Woodlands Park	North Rose Hill Woodlands Park	Common Areas	Dining And Work Surface	2	The dining table does not have 30" x 48" clear floor space positioned for a forward approach.	Play Area 2	ADA	305.3	\$0
243966	North Rose Hill Woodlands Park	North Rose Hill Woodlands Park	Exterior Access Route	Clear Space	3	Clear space is not provided at the operable part.	Walkway from E1 to Play Area 1	ADA	305; 309.2	\$120
243997	North Rose Hill Woodlands Park	North Rose Hill Woodlands Park	Portable Restroom	Portable Restroom	3	An ADA portable restroom is not provided.	Portable Restroom (RR1)	ADA	213.2; 402.2	\$3,000
243969	North Rose Hill Woodlands Park	North Rose Hill Woodlands Park	Picnic Area	Picnic Table	4	A compliant picnic table is not provided.	Picnic Area near Play Area 1	ADA	902	\$1,300
243995	North Rose Hill Woodlands Park	North Rose Hill Woodlands Park	Picnic Area	Picnic Table	4	A compliant picnic table is not provided.	South Picnic Area	ADA	902	\$1,300
244014	North Rose Hill Woodlands Park	North Rose Hill Woodlands Park	Picnic Area	Picnic Table	4	A compliant picnic table is not provided.	Shelter Picnic Area	ADA	902	\$1,300
244048	North Rose Hill Woodlands Park	North Rose Hill Woodlands Park	Site Furnishings	Drinking Fountain/Water Cooler	4	A clear space is not positioned at the lower level drinking fountain for a forward approach and centered on the unit.	Drinking Fountain 1 (DF1)	ADA	602.2	\$120
244049	North Rose Hill Woodlands Park	North Rose Hill Woodlands Park	Site Furnishings	Drinking Fountain/Water Cooler	4	The minimum number and types of drinking fountains are not provided.	Drinking Fountain 1 (DF1)	ADA	211.2; 602; 309	\$8,000
244058	North Rose Hill Woodlands Park	North Rose Hill Woodlands Park	Picnic Area	Picnic Table	4	A compliant picnic table is not provided.	Play Area 2	ADA	902	\$1,300
253462	Juanita Bay Park	RESTROOMS	Entrance to Building	Building Entrance - Door	1	The accessible door with door closer has a sweep period of less than 5 seconds from 90 degrees to a position 12 degrees from latch.	Men's Restroom	ADA	404.2.8	\$366
253463	Juanita Bay Park	RESTROOMS	Exterior Access Route	Door	1	The opening force of the fire door is more than the minimum allowable by the appropriate administrative authority.	Men's Restroom	ADA	404.2.9	\$0
253473	Juanita Bay Park	RESTROOMS	Exterior Access Route	Door	1	The push side of the accessible door does not have the required maneuvering clearances.	Men's Restroom	ADA	404.2.4.1	\$50
253476	Juanita Bay Park	RESTROOMS	Exterior Access Route	Door	1	The opening force of the fire door is more than the minimum allowable by the appropriate administrative authority.	Women's Restroom	ADA	404.2.9	\$0

Phase 2										
Id	Facility	Building	Assembly	Type	Barrier Priority	Detail	Location Description	ADA	Ref. Number	Total
253477	Juanita Bay Park	RESTROOMS	Entrance to Building	Building Entrance - Door	1	The accessible door with door closer has a sweep period of less than 5 seconds from 90 degrees to a position 12 degrees from latch.	Women's Restroom	ADA	404.2.8	\$366
253478	Juanita Bay Park	RESTROOMS	Exterior Access Route	Door	1	The push side of the accessible door does not have the required maneuvering clearances. The swinging door does not have a smooth surface within 10" of the ground measured vertically on the push side extending the full width of the door.	Women's Restroom	ADA	404.2; Table 404.2.4.1	\$50
253460	Juanita Bay Park	RESTROOMS	Exterior Access Route	Door	2	The swinging door does not have a smooth surface within 10" of the ground measured vertically on the push side extending the full width of the door.	Men's Restroom	ADA	404.2.10	\$200
253475	Juanita Bay Park	RESTROOMS	Exterior Access Route	Door	2	The swinging door does not have a smooth surface within 10" of the ground measured vertically on the push side extending the full width of the door.	Women's Restroom	ADA	404.2.10	\$200
253461	Juanita Bay Park	RESTROOMS	Restroom	Restroom/Bathroom-Signage	3	The restroom does not have compliant signage at the door with the International Symbol of Accessibility, raised characters, and Braille.	Men's Restroom	ADA	216.2, 703.1, 703.2, 703.5, 703.6	\$55
253464	Juanita Bay Park	RESTROOMS	Restroom	Restroom/Bathroom - Lavatory	3	Pipes are not insulated.	Men's Restroom	ADA	606.5	\$65
253465	Juanita Bay Park	RESTROOMS	Restroom	Restroom/Bathroom - Urinal	3	The urinal dimensions are not compliant. The flush control is located on the closed side and is more than 48" high, for an obstructed forward reach range of maximum 20"	Men's Restroom	ADA	605.2	\$935
253466	Juanita Bay Park	RESTROOMS	Restroom	Restroom/Bathroom - Urinal	3	horizontally.	Men's Restroom	ADA	605.4; 309	\$313
253467	Juanita Bay Park	RESTROOMS	Restroom	Restroom/Bathroom - Lavatory	3	The lavatory is mounted higher than 34" to the higher of the rim or counter. The mirror is mounted higher than 40" above finish floor to the bottom of the reflective surface, where it is installed above a lavatory or counter.	Men's Restroom	ADA	606.2 and 606.3	\$720
253468	Juanita Bay Park	RESTROOMS	Restroom	Restroom/Bathroom - Mirror	3		Men's Restroom	ADA	213.3.5; 603.3	\$200
253469	Juanita Bay Park	RESTROOMS	Restroom	Restroom/Bathroom - Toilet Stall	3	WASHINGTON: The toilet paper dispenser location is not compliant. The centerline of the toilet in the wheelchair stall is not 16" minimum to 18" maximum from the sidewall.	Men's Restroom	State of Washington	ADA 604.7, 609.3; 2009 ANSI A117.1-604.7	\$293
253470	Juanita Bay Park	RESTROOMS	Restroom	Restroom/Bathroom - Water Closet	3	The rear grab bar at the water closet is not compliant.	Men's Restroom	ADA	604.2	\$630
253471	Juanita Bay Park	RESTROOMS	Restroom	Restroom/Bathroom - Water Closet	3	The flush control is located on the closed side and/or is not within reach range.	Men's Restroom	ADA	604.5.2	\$355
253472	Juanita Bay Park	RESTROOMS	Restroom	Restroom/Bathroom - Water Closet	3		Men's Restroom	ADA	604.6	\$313
253474	Juanita Bay Park	RESTROOMS	Restroom	Restroom/Bathroom-Signage	3	The provided signage is not mounted at the latch side of the door or at a compliant height.	Women's Restroom	ADA	216.2,703.1, 703.2, 703.5	\$55

Phase 2										
Id	Facility	Building	Assembly	Type	Barrier Priority	Detail	Location Description	ADA	Ref. Number	Total
253479	Juanita Bay Park	RESTROOMS	Restroom	Restroom/Bathroom - Lavatory	3	Pipes are not insulated.	Women's Restroom	ADA	606.5	\$65
253480	Juanita Bay Park	RESTROOMS	Restroom	Restroom/Bathroom - Lavatory	3	The lavatory is mounted higher than 34" to the higher of the rim or counter.	Women's Restroom	ADA	606.2 and 606.3	\$720
253481	Juanita Bay Park	RESTROOMS	Restroom	Restroom/Bathroom - Mirror	3	The mirror is mounted higher than 40" above finish floor to the bottom of the reflective surface, where it is installed above a lavatory or counter.	Women's Restroom	ADA	213.3.5; 603.3 ADA 604.7, 609.3;	\$200
253482	Juanita Bay Park	RESTROOMS	Restroom	Restroom/Bathroom - Toilet Stall	3	WASHINGTON: The toilet paper dispenser location is not compliant.	Women's Restroom	State of Washington	2009 ANSI A117.1-604.7	\$293
253483	Juanita Bay Park	RESTROOMS	Restroom	Restroom/Bathroom - Water Closet	3	The centerline of the toilet in the wheelchair stall is not 16" minimum to 18" maximum from the sidewall.	Women's Restroom	ADA	604.2	\$630
253484	Juanita Bay Park	RESTROOMS	Restroom	Restroom/Bathroom - Water Closet	3	The rear grab bar at the water closet is not compliant.	Women's Restroom	ADA	604.5.2	\$355
239297	Waverly Beach Park	Waverly Beach Park	Accessible Parking	Parking Space - Van	1	WASHINGTON: A van stall, access aisle, and signage are not provided and the slope and/or ground surface is/are not compliant.	Parking Lot	State of Washington	WA Bldg Code 51-50 WAC 1101; ADA 502.4, 502.5	\$11,300
239298	Waverly Beach Park	Waverly Beach Park	Accessible Parking	Parking Space - Car	1	The slope of the parking space is greater than 1:50 (2%).	Parking Lot - Stall P1	ADA	502.4	\$6,300
239299	Waverly Beach Park	Waverly Beach Park	Accessible Parking	Parking Space - Car	1	The access aisle slope is greater than 1:50 (2%).	Parking Lot - Stall P1	ADA	502.4	\$5,000
239302	Waverly Beach Park	Waverly Beach Park	Exterior Access Route	Stairs	1	Handrail extensions are not compliant.	Stair ST1	ADA	505.1	\$326
239303	Waverly Beach Park	Waverly Beach Park	Exterior Access Route	Exterior Accessible Route	1	WASHINGTON: The slopes of the exterior accessible route are not compliant.	Walkway W1	State of Washington	WA Bldg Code 51-50 WAC 1101.2.1; 403.3	\$2,141
239304	Waverly Beach Park	Waverly Beach Park	Exterior Access Route	Exterior Accessible Route	1	WASHINGTON: The slopes of the exterior accessible route are not compliant.	Walkway W2	State of Washington	WA Bldg Code 51-50 WAC 1101.2.1; 403.3	\$3,171
239305	Waverly Beach Park	Waverly Beach Park	Exterior Access Route	Exterior Accessible Route	1	WASHINGTON: An exterior accessible route is not provided.	Beach	State of Washington	WA Bldg Code 51-50 WAC 1101.2.1; 403.3	\$2,378
239306	Waverly Beach Park	Waverly Beach Park	Exterior Access Route	Exterior Accessible Route	1	WASHINGTON: The slopes of the exterior accessible route are not compliant.	Walkway W3	State of Washington	WA Bldg Code 51-50 WAC 1101.2.1; 403.3	\$20,613
239307	Waverly Beach Park	Waverly Beach Park	Exterior Access Route	Exterior Accessible Route	1	WASHINGTON: The slopes of the exterior accessible route are not compliant.	Walkway W4	State of Washington	WA Bldg Code 51-50 WAC 1101.2.1; 403.3	\$3,568
239312	Waverly Beach Park	Waverly Beach Park	Playground	Exterior Accessible Route	1	Handrails are not compliant or are not provided.	Stair ST2	ADA	505	\$1,630
239315	Waverly Beach Park	Waverly Beach Park	Playground	Play Component	1	Handrails are not compliant or are not provided.	Stair ST3	ADA	505	\$3,260
239316	Waverly Beach Park	Waverly Beach Park	Accessible Parking	Parking Space - Car	1	WASHINGTON: The car access aisle signage is not compliant or not provided.	Parking Lot - Stall P1	State of Washington	WA Bldg Code 51-50 WAC 1101	\$280

Phase 2										
Id	Facility	Building	Assembly	Type	Barrier Priority	Detail	Location Description	ADA	Ref. Number	Total
243873	Waverly Beach Park	Waverly Beach Park	Accessible Parking	Parking Spaces-General	1	The minimum number of accessible parking spaces is not provided.	Parking Lot	ADA	208.2	\$0
239287	Waverly Beach Park	Waverly Beach Park	Restroom	Protruding Object	2	The restroom circulation path is not free of objects protruding more than 4" from wall in the space between 27" and 80" height above finish floor.	Men's & Women's Restroom	ADA	307.2	\$186
239309	Waverly Beach Park	Waverly Beach Park	Playground	Ground Surface - Fibar	2	The ground surface has not been inspected and maintained regularly.	Playground	ADA	1008.2	\$1,250
239311	Waverly Beach Park	Waverly Beach Park	Playground	Transfer System	2	The side of the transfer platform used for transfer is obstructed.	Playground	ADA	1008.3.1.3	\$500
239284	Waverly Beach Park	Waverly Beach Park	Restroom	Restroom/Bathroom - Signage	3	The provided signage is not mounted at the latch side of the door or at a compliant height.	Men's & Women's Restroom	ADA	216.2, 703.1, 703.2, 703.5	\$110
239285	Waverly Beach Park	Waverly Beach Park	Restroom	Restroom/Bathroom - Lavatory	3	Pipes are not insulated.	Men's & Women's Restroom	ADA	606.5	\$130
239286	Waverly Beach Park	Waverly Beach Park	Restroom	Restroom/Bathroom - Lavatory	3	The lavatory is mounted higher than 34" to the higher of the rim or counter.	Men's Restroom	ADA	606.2 and 606.3	\$720
239288	Waverly Beach Park	Waverly Beach Park	Restroom	Restroom/Bathroom - Toilet Stall	3	The wheelchair stall door is not self closing.	Men's & Women's Restroom	ADA	604.8.1.2	\$586
239289	Waverly Beach Park	Waverly Beach Park	Restroom	Restroom/Bathroom - Toilet Stall	3	The hardware at the wheelchair stall door is not compliant.	Men's & Women's Restroom	ADA	604.8.1.2	\$586
239290	Waverly Beach Park	Waverly Beach Park	Restroom	Restroom/Bathroom - Toilet Stall	3	WASHINGTON: A vertical side grab bar is not present in the wheelchair stall.	Men's & Women's Restroom	ANSI A117.1	2009 ANSI A117.1-604.5.1 and A117.1-604.9.6	\$710
239291	Waverly Beach Park	Waverly Beach Park	Restroom	Restroom/Bathroom - Water Closet	3	The centerline of the toilet in the wheelchair stall is not 16" minimum to 18" maximum from the sidewall.	Men's & Women's Restroom	ADA	604.2	\$1,260
239292	Waverly Beach Park	Waverly Beach Park	Restroom	Restroom/Bathroom - Water Closet	3	The height of the water closet is not 17" minimum to 19" maximum above finished floor.	Men's & Women's Restroom	ADA	604.4	\$1,260
239293	Waverly Beach Park	Waverly Beach Park	Restroom	Restroom/Bathroom - Water Closet	3	The side grab bar at the water closet is not compliant.	Men's & Women's Restroom	ADA	604.5.1	\$710
239294	Waverly Beach Park	Waverly Beach Park	Restroom	Restroom/Bathroom - Water Closet	3	The flush control is located on the closed side and/or is not within reach range.	Men's & Women's Restroom	ADA	604.6	\$626
239295	Waverly Beach Park	Waverly Beach Park	Restroom	Restroom/Bathroom - Water Closet	3	WASHINGTON: The toilet paper dispenser location is not compliant.	Men's & Women's Restroom	State of Washington	ADA 604.7, 609.3; 2009 ANSI A117.1-604.7	\$586
239296	Waverly Beach Park	Waverly Beach Park	Restroom	Restroom/Bathroom - Mirror	3	The mirror is mounted higher than 40" above finish floor to the bottom of the reflective surface, where it is installed above a lavatory or counter.	Women's Restroom	ADA	213.3.5; 603.3	\$200



Phase 3										
Id	Facility	Building	Assembly	Type	Barrier Priority	Detail	Location Description	ADA	Ref. Number	Total
239449	Brookhaven Park	Brookhaven Park	Exterior Access Route	Curb Ramp	1	WASHINGTON: The slope of the curb ramp run is not compliant.	Curb Ramp 1 (CR1)	State of Washington	WA Bldg Code 51-50 WAC 1101.6; ADA 406; 405.2 thru 405.5; Table 405.2; 403.5.1	\$0
239450	Brookhaven Park	Brookhaven Park	Accessible Parking	Parking Space-Van	1	WASHINGTON: A van stall, access aisle, and signage are not provided and the slope and/or ground surface is/are not compliant.	On-Street Parking	State of Washington	WA Bldg Code 51-50 WAC 1101; ADA 502.4, 502.5	\$11,300
239451	Brookhaven Park	Brookhaven Park	Exterior Access Route	Curb Ramp	1	The parallel curb ramp landing is not compliant.	Curb Ramp 1 (CR1)	ADA	304, 406.4	\$0
239452	Brookhaven Park	Brookhaven Park	Exterior Access Route	Curb Ramp	1	The curb ramp surface has vertical height changes greater than 1/4" that are not ramped.	Curb Ramp 1 (CR1)	ADA	303, 403.4	\$0
239453	Brookhaven Park	Brookhaven Park	Exterior Access Route	Exterior Accessible Route	1	WASHINGTON: The slopes of the exterior accessible route are not compliant.	Public Sidewalk to Trash Receptacle	State of Washington	WA Bldg Code 51-50 WAC 1101.2.1; 403.3	\$991
239454	Brookhaven Park	Brookhaven Park	Exterior Access Route	Exterior Accessible Route	1	WASHINGTON: An exterior accessible route is not provided.	Education Area / Information Signs	State of Washington	WA Bldg Code 51-50 WAC 1101.2.1; 403.3	\$1,434
239455	Brookhaven Park	Brookhaven Park	Exterior Access Route	Exterior Accessible Route	1	WASHINGTON: An exterior accessible route is not provided. The picnic table does not allow a clear space for forward wheelchair approach with knee and toe clearance.	Picnic Area	State of Washington	WA Bldg Code 51-50 WAC 1101.2.1; 403.3	\$1,434
239456	Brookhaven Park	Brookhaven Park	Picnic Area	Picnic Table	2		Picnic Area	ADA	902.2; 902.4	\$1,300
239395	Bud Homan Park	Bud Homan Park	Exterior Access Route	Exterior Accessible Route	1	WASHINGTON: An exterior accessible route is not provided.	Picnic Area	State of Washington	WA Bldg Code 51-50 WAC 1101.2.1; 403.3	\$717
240236	Bud Homan Park	Bud Homan Park	Accessible Parking	Parking Space-Van	1	WASHINGTON: A van stall, access aisle, and signage are not provided and the slope and/or ground surface is/are not compliant.	On-street Parking	State of Washington	WA Bldg Code 51-50 WAC 1101; ADA 502.4, 502.5	\$11,300
240237	Bud Homan Park	Bud Homan Park	Exterior Access Route	Curb Ramp	1	WASHINGTON: The slope of the curb ramp run is not compliant.	Curb Ramp 1 (CR1)	State of Washington	WA Bldg Code 51-50 WAC 1101.6; ADA 406; 405.2 thru 405.5; Table 405.2; 403.5.1	\$0
240238	Bud Homan Park	Bud Homan Park	Exterior Access Route	Curb Ramp	1	The parallel curb ramp landing is not compliant.	Curb Ramp 1 (CR1)	ADA	304, 406.4	\$0
240239	Bud Homan Park	Bud Homan Park	Exterior Access Route	Curb Ramp	1	The curb ramp surface has vertical height changes greater than 1/4" that are not ramped.	Curb Ramp 1 (CR1)	ADA	303, 403.4	\$0
239399	Bud Homan Park	Bud Homan Park	Picnic Area	Picnic Table	4	A compliant picnic table is not provided.	Picnic Area	ADA	902	\$1,300



Phase 3										
Id	Facility	Building	Assembly	Type	Barrier Priority	Detail	Location Description	ADA	Ref. Number	Total
243190	Carillon Woods	Carillon Woods	Exterior Access Route	Exterior Accessible Route	1	WASHINGTON: The slopes of the exterior accessible route are not compliant.	Walkway 1 (W1)	State of Washington	WA Bldg Code 51-50 WAC 1101.2.1; 403.3	\$3,520
243191	Carillon Woods	Carillon Woods	Exterior Access Route	Exterior Accessible Route	1	WASHINGTON: The slopes of the exterior accessible route are not compliant.	Walkway 2 (W2)	State of Washington	WA Bldg Code 51-50 WAC 1101.2.1; 403.3	\$4,400
243192	Carillon Woods	Carillon Woods	Exterior Access Route	Exterior Accessible Route	1	WASHINGTON: The clear width of the ramp is less than 44".	Playground 1 (PG1)	State of Washington	WA Bldg Code 51-50 WAC 1101.2.1; ADA 406; 405.2 thru 405.5; Table 405.2; 403.5.1	\$3,972
243196	Carillon Woods	Carillon Woods	Exterior Access Route	Exterior Accessible Route	1	WASHINGTON: An exterior accessible route is not provided.	Playground 2 (PG2)	State of Washington	WA Bldg Code 51-50 WAC 1101.2.1; 403.3	\$79
243199	Carillon Woods	Carillon Woods	Exterior Access Route	Exterior Accessible Route	1	WASHINGTON: The slopes of the exterior accessible route are not compliant.	Walkway 3 (W3)	State of Washington	WA Bldg Code 51-50 WAC 1101.2.1; 403.3	\$3,240
243200	Carillon Woods	Carillon Woods	Exterior Access Route	Exterior Accessible Route	1	WASHINGTON: An exterior accessible route is not provided.	Playground 3 (PG3)	State of Washington	WA Bldg Code 51-50 WAC 1101.2.1; 403.3	\$79
243193	Carillon Woods	Carillon Woods	Playground	Ground Surface - Fibar	2	The ground surface has not been inspected and maintained regularly.	Playground 1 (PG1)	ADA	1008.2	\$905
243195	Carillon Woods	Carillon Woods	Playground	Play Component	2	The number of existing ground level components is less than the required minimum.	Playground 1 (PG1)	ADA	240	\$5,000
243197	Carillon Woods	Carillon Woods	Playground	Ground Surface - Fibar	2	The ground surface has not been inspected and maintained regularly.	Playground 2 (PG2)	ADA	1008.2	\$245
243201	Carillon Woods	Carillon Woods	Playground	Ground Surface - Fibar	2	The ground surface has not been inspected and maintained regularly.	Playground 3 (PG3)	ADA	1008.2	\$384
243194	Carillon Woods	Carillon Woods	Exterior Access Route	Stairs	3	WASHINGTON: The stair treads do not have visual contrast of dark-on-light or light-on-dark on the leading 2" of the tread from the remaining portion of the tread surface.	Playground 1 (PG1)	IBC	2009 ANSI A117.1-504.5.1	\$282
243284	Carillon Woods	Carillon Woods	Exterior Access Route	Exterior Accessible Route	1	WASHINGTON: An exterior accessible route is not provided.	Walkway to Park NE 90th St	State of Washington	WA Bldg Code 51-50 WAC 1101.2.1; 403.3	\$3,584
243287	Cedar View Park	Cedar View Park	Exterior Access Route	Exterior Accessible Route	1	WASHINGTON: An exterior accessible route is not provided.	Play Area	State of Washington	WA Bldg Code 51-50 WAC 1101.2.1; 403.3	\$0
243293	Cedar View Park	Cedar View Park	Exterior Access Route	Exterior Accessible Route	1	WASHINGTON: An exterior accessible route is not provided.	Walkway to Park from NE 88th St	State of Washington	WA Bldg Code 51-50 WAC 1101.2.1; 403.3	\$1,971

Phase 3										
Id	Facility	Building	Assembly	Type	Barrier Priority	Detail	Location Description	ADA	Ref. Number	Total
243294	Cedar View Park	Cedar View Park	Exterior Access Route	Exterior Accessible Route	1	WASHINGTON: The slopes of the exterior accessible route are not compliant. The accessible route has gaps in the surface greater than 1/2" wide.	Walkway to Park from NE 88th St	State of Washington	WA Bldg Code 51-50 WAC 1101.2.1; 403.3	\$634
243295	Cedar View Park	Cedar View Park	Exterior Access Route	Exterior Accessible Route	1	WASHINGTON: A van stall, access aisle, and signage are not provided and the slope and/or ground surface is/are not compliant.	Walkway to Park from NE 88th St	ADA	302.3	\$375
243296	Cedar View Park	Cedar View Park	Accessible Parking	Parking Space-Van	1	The entry points to a play component requiring transfer to entry points or seats is lower than 11" and higher than 24".	On-Street Parking	State of Washington	WA Bldg Code 51-50 WAC 1101; ADA 502.4, 502.5	\$11,300
243288	Cedar View Park	Cedar View Park	Playground	Play Component	2	A turning space is not provided at a school-age swing.	Play Area	ADA	1008.4.4	\$400
243289	Cedar View Park	Cedar View Park	Playground	Play Component - Swing	2	The ground surface has not been inspected and maintained regularly.	Play Area	ADA	1008.4.1	\$0
243290	Cedar View Park	Cedar View Park	Playground	Ground Surface-Fibar	2	Clear ground space is not provided at each ground play component, and each elevated play component connected by a ramp.	Play Area	ADA	1008.2	\$750
243291	Cedar View Park	Cedar View Park	Playground	Play Component	2	A compliant picnic table is not provided.	Picnic Table	ADA	1008.4.2	\$0
243285	Cedar View Park	Cedar View Park	Picnic Area	Picnic Table	4	A compliant turning space is not provided at a change of direction.	Picnic Table	ADA	902	\$1,300
239401	Hazen Hills Park	Hazen Hills Park	Exterior Access Route	Exterior Accessible Route	1	A compliant turning space is not provided at a change of direction.	Picnic Area	ADA	304; 403.5.2	\$496
239403	Hazen Hills Park	Hazen Hills Park	Exterior Access Route	Exterior Accessible Route	1	WASHINGTON: An exterior accessible route is not provided.	Bench 2	ADA	304; 403.5.2	\$496
239404	Hazen Hills Park	Hazen Hills Park	Exterior Access Route	Exterior Accessible Route	1	A compliant turning space is not provided at a change of direction.	Bench 1	State of Washington	WA Bldg Code 51-50 WAC 1101.2.1; 403.3	\$2,509
239406	Hazen Hills Park	Hazen Hills Park	Exterior Access Route	Exterior Accessible Route	1	WASHINGTON: A van stall, access aisle, and signage are not provided and the slope and/or ground surface is/are not compliant.	Bench 1	ADA	304; 403.5.2	\$496
240240	Hazen Hills Park	Hazen Hills Park	Accessible Parking	Parking Space-Van	1		On-Street Parking	State of Washington	WA Bldg Code 51-50 WAC 1101; ADA 502.4, 502.5	\$11,300
240241	Hazen Hills Park	Hazen Hills Park	Exterior Access Route	Curb Ramp	1	WASHINGTON: The slope of the curb ramp run is not compliant.	Curb Ramp 1 (CR1)	State of Washington	WA Bldg Code 51-50 WAC 1101.6; ADA 406; 405.2 thru 405.5; Table 405.2; 403.5.1	\$0
240242	Hazen Hills Park	Hazen Hills Park	Exterior Access Route	Exterior Accessible Route	1	WASHINGTON: The slopes of the exterior accessible route are not compliant.	Sidewalk adjacent to Picnic Area	State of Washington	WA Bldg Code 51-50 WAC 1101.2.1; 403.3	\$0
239400	Hazen Hills Park	Hazen Hills Park	Exterior Access Route	Clear Space	3	Clear space is not provided at the operable part.	Dog Waste Bag	ADA	305; 309.2	\$238
240705	Mark Twain Park	Mark Twain Park	Exterior Access Route	Exterior Accessible Route	1	WASHINGTON: The slopes of the exterior accessible route are not compliant.	Northeast Entrance Walkway	State of Washington	WA Bldg Code 51-50 WAC 1101.2.1; 403.3	\$1,500

Phase 3										
Id	Facility	Building	Assembly	Type	Barrier Priority	Detail	Location Description	ADA	Ref. Number	Total
240706	Mark Twain Park	Mark Twain Park	Accessible Parking	Parking Space-Van	1	WASHINGTON: A van stall, access aisle, and signage are not provided and the slope and/or ground surface is/are not compliant. The accessible route does not have 80" vertical clearance.	Parking	State of Washington	WA Bldg Code 51-50 WAC 1101; ADA 502.4, 502.5	\$11,300
240707	Mark Twain Park	Mark Twain Park	Exterior Access Route	Exterior Accessible Route	1		Northeast Entrance Walkway	ADA	307.4	\$200
240708	Mark Twain Park	Mark Twain Park	Exterior Access Route	Exterior Accessible Route	1	WASHINGTON: The slopes of the exterior accessible route are not compliant.	Southeast Entrance Walkway	State of Washington	WA Bldg Code 51-50 WAC 1101.2.1; 403.3	\$3,000
240709	Mark Twain Park	Mark Twain Park	Exterior Access Route	Exterior Accessible Route	1	WASHINGTON: The slopes of the exterior accessible route are not compliant.	East Loop Walk	State of Washington	WA Bldg Code 51-50 WAC 1101.2.1; 403.3	\$6,000
240710	Mark Twain Park	Mark Twain Park	Exterior Access Route	Exterior Accessible Route	1	WASHINGTON: The slopes of the exterior accessible route are not compliant. The accessible route does not have 80" vertical clearance.	North Loop Walk	State of Washington	WA Bldg Code 51-50 WAC 1101.2.1; 403.3	\$360
240711	Mark Twain Park	Mark Twain Park	Exterior Access Route	Exterior Accessible Route	1		North Loop Walk	ADA	307.4	\$200
240712	Mark Twain Park	Mark Twain Park	Exterior Access Route	Exterior Accessible Route	1	WASHINGTON: The slopes of the exterior accessible route are not compliant.	North Loop Walk	State of Washington	WA Bldg Code 51-50 WAC 1101.2.1; 403.3	\$900
240713	Mark Twain Park	Mark Twain Park	Exterior Access Route	Exterior Accessible Route	1	WASHINGTON: The slopes of the exterior accessible route are not compliant. The accessible route does not have 80" vertical clearance.	North Loop Walk	State of Washington	WA Bldg Code 51-50 WAC 1101.2.1; 403.3	\$4,200
240714	Mark Twain Park	Mark Twain Park	Exterior Access Route	Exterior Accessible Route	1		North Loop Walk	ADA	307.4	\$200
240715	Mark Twain Park	Mark Twain Park	Exterior Access Route	Exterior Accessible Route	1	WASHINGTON: The slopes of the exterior accessible route are not compliant. The accessible route has gaps in the surface greater than 1/2" wide.	North Loop Walk	State of Washington	WA Bldg Code 51-50 WAC 1101.2.1; 403.3	\$4,200
240716	Mark Twain Park	Mark Twain Park	Exterior Access Route	Exterior Accessible Route	1		North Loop Walk	ADA	302.3	\$100
240717	Mark Twain Park	Mark Twain Park	Exterior Access Route	Exterior Accessible Route	1	WASHINGTON: An exterior accessible route is not provided.	North Loop Walk	State of Washington	WA Bldg Code 51-50 WAC 1101.2.1; 403.3	\$143
240718	Mark Twain Park	Mark Twain Park	Exterior Access Route	Exterior Accessible Route	1	WASHINGTON: The slopes of the exterior accessible route are not compliant.	North Loop Walk	State of Washington	WA Bldg Code 51-50 WAC 1101.2.1; 403.3	\$4,800
240719	Mark Twain Park	Mark Twain Park	Exterior Access Route	Exterior Accessible Route	1	WASHINGTON: The slopes of the exterior accessible route are not compliant.	North Loop Walk	State of Washington	WA Bldg Code 51-50 WAC 1101.2.1; 403.3	\$3,000
240720	Mark Twain Park	Mark Twain Park	Exterior Access Route	Exterior Accessible Route	1	WASHINGTON: The slopes of the exterior accessible route are not compliant.	Walkway from Loop Walk to Natural Area	State of Washington	WA Bldg Code 51-50 WAC 1101.2.1; 403.3	\$32,000
240721	Mark Twain Park	Mark Twain Park	Exterior Access Route	Exterior Accessible Route	1	WASHINGTON: The slopes of the exterior accessible route are not compliant.	Walkway from Loop Walk to Natural Area	State of Washington	WA Bldg Code 51-50 WAC 1101.2.1; 403.3	\$4,000

Phase 3										
Id	Facility	Building	Assembly	Type	Barrier Priority	Detail	Location Description	ADA	Ref. Number	Total
240722	Mark Twain Park	Mark Twain Park	Exterior Access Route	Exterior Accessible Route	1	WASHINGTON: The slopes of the exterior accessible route are not compliant. Sidewalk has areas of vertical level changes in excess of 1/4" that are not ramped.	Northeast Walkway from Natural Area	State of Washington	WA Bldg Code 51-50 WAC 1101.2.1; 403.3	\$5,760
240723	Mark Twain Park	Mark Twain Park	Exterior Access Route	Exterior Accessible Route	1		Northeast Walkway from Natural Area	ADA	303	\$80
240724	Mark Twain Park	Mark Twain Park	Exterior Access Route	Exterior Accessible Route	1	WASHINGTON: The slopes of the exterior accessible route are not compliant. The accessible route has gaps in the surface greater than 1/2" wide.	Northwest Walkway from Natural Area	State of Washington	WA Bldg Code 51-50 WAC 1101.2.1; 403.3	\$60,000
240725	Mark Twain Park	Mark Twain Park	Exterior Access Route	Exterior Accessible Route	1		Northwest Walkway from Natural Area	ADA	302.3	\$100
240726	Mark Twain Park	Mark Twain Park	Exterior Access Route	Exterior Accessible Route	1	WASHINGTON: The slopes of the exterior accessible route are not compliant. Sidewalk has areas of vertical level changes in excess of 1/4" that are not ramped.	Northwest Walkway from Natural Area	State of Washington	WA Bldg Code 51-50 WAC 1101.2.1; 403.3	\$600
240727	Mark Twain Park	Mark Twain Park	Exterior Access Route	Exterior Accessible Route	1		Northwest Walkway from Natural Area	ADA	303	\$80
240729	Mark Twain Park	Mark Twain Park	Exterior Access Route	Exterior Accessible Route	1	WASHINGTON: An exterior accessible route is not provided.	Picnic Table near West Loop Walk	State of Washington	WA Bldg Code 51-50 WAC 1101.2.1; 403.3	\$896
240730	Mark Twain Park	Mark Twain Park	Exterior Access Route	Exterior Accessible Route	1	WASHINGTON: The slopes of the exterior accessible route are not compliant. Sidewalk has areas of vertical level changes in excess of 1/4" that are not ramped.	West Loop Walk	State of Washington	WA Bldg Code 51-50 WAC 1101.2.1; 403.3	\$7,800
240731	Mark Twain Park	Mark Twain Park	Exterior Access Route	Exterior Accessible Route	1		West Loop Walk	ADA	303	\$60
240732	Mark Twain Park	Mark Twain Park	Exterior Access Route	Exterior Accessible Route	1	WASHINGTON: The slopes of the exterior accessible route are not compliant.	West Loop Walkway to NE 106th Place	State of Washington	WA Bldg Code 51-50 WAC 1101.2.1; 403.3	\$2,500
240734	Mark Twain Park	Mark Twain Park	Exterior Access Route	Exterior Accessible Route	1	WASHINGTON: The slopes of the exterior accessible route are not compliant. The accessible route does not have 80" vertical clearance.	South Loop Walk	State of Washington	WA Bldg Code 51-50 WAC 1101.2.1; 403.3	\$6,000
240735	Mark Twain Park	Mark Twain Park	Exterior Access Route	Exterior Accessible Route	1		South Loop Walk	ADA	307.4	\$200
240736	Mark Twain Park	Mark Twain Park	Exterior Access Route	Exterior Accessible Route	1	WASHINGTON: The slopes of the exterior accessible route are not compliant.	South Loop Walk	State of Washington	WA Bldg Code 51-50 WAC 1101.2.1; 403.3	\$1,200
240737	Mark Twain Park	Mark Twain Park	Exterior Access Route	Exterior Accessible Route	1	WASHINGTON: The slopes of the exterior accessible route are not compliant.	South Loop Walk	State of Washington	WA Bldg Code 51-50 WAC 1101.2.1; 403.3	\$4,800
240738	Mark Twain Park	Mark Twain Park	Exterior Access Route	Exterior Accessible Route	1	WASHINGTON: The slopes of the exterior accessible route are not compliant.	South Loop Walk	State of Washington	WA Bldg Code 51-50 WAC 1101.2.1; 403.3	\$1,800
240739	Mark Twain Park	Mark Twain Park	Exterior Access Route	Exterior Accessible Route	1	WASHINGTON: The slopes of the exterior accessible route are not compliant. The accessible route does not have 80" vertical clearance.	South Loop Walk	State of Washington	WA Bldg Code 51-50 WAC 1101.2.1; 403.3	\$3,000
240740	Mark Twain Park	Mark Twain Park	Exterior Access Route	Exterior Accessible Route	1		South Loop Walk	ADA	307.4	\$200

Phase 3										
Id	Facility	Building	Assembly	Type	Barrier Priority	Detail	Location Description	ADA	Ref. Number	Total
240741	Mark Twain Park	Mark Twain Park	Exterior Access Route	Exterior Accessible Route	1	WASHINGTON: The slopes of the exterior accessible route are not compliant.	South Loop Walk	State of Washington	WA Bldg Code 51-50 WAC 1101.2.1; 403.3	\$2,400
240742	Mark Twain Park	Mark Twain Park	Exterior Access Route	Exterior Accessible Route	1	Sidewalk has areas of vertical level changes in excess of 1/4" that are not ramped.	Walkway to Ground Play Components	ADA	303	\$180
240748	Mark Twain Park	Mark Twain Park	Exterior Access Route	Exterior Accessible Route	1	WASHINGTON: The slopes of the exterior accessible route are not compliant.	Walkway from Ground Play Components to Basketball Court	State of Washington	WA Bldg Code 51-50 WAC 1101.2.1; 403.3	\$3,964
240750	Mark Twain Park	Mark Twain Park	Exterior Access Route	Exterior Accessible Route	1	WASHINGTON: The clear width of the exterior accessible route is less than 44".	Walkway from Ground Play Components to Basketball Court	State of Washington	WA Bldg Code 51-50 WAC 1101.2.1; 403.3	\$200
240751	Mark Twain Park	Mark Twain Park	Exterior Access Route	Exterior Accessible Route	1	The accessible route has gaps in the surface greater than 1/2" wide.	Walkway from Ground Play Components to Basketball Court	ADA	302.3	\$119
240752	Mark Twain Park	Mark Twain Park	Exterior Access Route	Exterior Accessible Route	1	Sidewalk has areas of vertical level changes in excess of 1/4" that are not ramped.	Walkway to Picnic Table and Basketball Court	ADA	303	\$100
240753	Mark Twain Park	Mark Twain Park	Exterior Access Route	Exterior Accessible Route	1	WASHINGTON: The slopes of the exterior accessible route are not compliant.	Walkway to Picnic Table and Basketball Court	State of Washington	WA Bldg Code 51-50 WAC 1101.2.1; 403.3	\$1,200
240757	Mark Twain Park	Mark Twain Park	Exterior Access Route	Exterior Accessible Route	1	Sidewalk has areas of vertical level changes in excess of 1/4" that are not ramped.	Basketball Court	ADA	303	\$396
240758	Mark Twain Park	Mark Twain Park	Exterior Access Route	Exterior Accessible Route	1		Walkway to Elevated Play Structure	ADA	303	\$396
240759	Mark Twain Park	Mark Twain Park	Exterior Access Route	Exterior Accessible Route	1	WASHINGTON: The slopes of the exterior accessible route are not compliant.	Walkway to Elevated Play Structure	State of Washington	WA Bldg Code 51-50 WAC 1101.2.1; 403.3	\$1,189
243930	Mark Twain Park	Mark Twain Park	Basketball Court	Sport Court	1	An accessible route does not directly connect each side of the court outside of play lines.	Basketball Court	ADA	206.2.12; 403	\$1,192
240728	Mark Twain Park	Mark Twain Park	Picnic Area	Picnic Table	2	The picnic table does not allow a clear space for forward wheelchair approach with knee and toe clearance.	Picnic Table near West Loop Walk	ADA	902.2; 902.4	\$1,300
240733	Mark Twain Park	Mark Twain Park	Site Furnishings	Trash Receptacle Without Operable Lid	2	A trash receptacle is not located on an accessible route and within reach range.	West Loop Walkway to NE 106th Place	ADA	228.1, 308	\$150
240743	Mark Twain Park	Mark Twain Park	Playground	Exterior Accessible Route	2	An accessible route to at least one of each type of ground component within the play area has not been provided.	Ground Play Components	ADA	240.2.1.1	\$0
240744	Mark Twain Park	Mark Twain Park	Playground	Play Component	2	Clear ground space is not provided at each ground play component, and each elevated play component connected by a ramp.	Ground Play Components	ADA	1008.4.2	\$0
240746	Mark Twain Park	Mark Twain Park	Playground	Play Component - Swing	2	A turning space is not provided at a school-age swing.	Ground Play Components	ADA	1008.4.1	\$0
240747	Mark Twain Park	Mark Twain Park	Playground	Ground Surface-Fibar	2	The ground surface has not been inspected and maintained regularly.	Ground Play Components	ADA	1008.2	\$1,000
240749	Mark Twain Park	Mark Twain Park	Playground	Play Component	2	The entry points to a play component requiring transfer to entry points or seats is lower than 11" and higher than 24".	Ground Play Components	ADA	1008.4.4	\$400

Phase 3										
Id	Facility	Building	Assembly	Type	Barrier Priority	Detail	Location Description	ADA	Ref. Number	Total
240754	Mark Twain Park	Mark Twain Park	Picnic Area	Picnic Table	2	The picnic table does not allow a clear space for forward wheelchair approach with knee and toe clearance.	Picnic Table at Play Area	ADA	902.2; 902.4	\$496
240761	Mark Twain Park	Mark Twain Park	Playground	Ground Surface-Fibar	2	The ground surface has not been inspected and maintained regularly.	Elevated Play Component	ADA	1008.2	\$400
240762	Mark Twain Park	Mark Twain Park	Playground	Transfer System	2	A transfer space is not provided at the platform. The transfer platform connecting to elevated play elements has a non-compliant height lower than 11" or higher than 18".	Elevated Play Component	ADA	1008.3.1.3	\$0
240763	Mark Twain Park	Mark Twain Park	Playground	Transfer System	2		Elevated Play Component	ADA	1008.3.1	\$5,000
240755	Mark Twain Park	Mark Twain Park	Picnic Area	Picnic Table	4	A compliant picnic table is not provided.	Picnic Table at Play Area	ADA	902	\$1,300
243435	North Kirkland Community Center and Park	North Kirkland Community Center	Exterior Access Route	Stairs	1	Handrail extensions are not compliant.	Stair 4 (ST4)	ADA	505.1	\$652
243443	North Kirkland Community Center and Park	North Kirkland Community Center	Exterior Access Route	Stairs	1	Handrails are not compliant.	Stair 5 (ST5)	ADA	505	\$1,956
243444	North Kirkland Community Center and Park	North Kirkland Community Center	Entrance to Building	Building Entrance - Door	1	The hardware at the accessible door (including sliding doors - both sides) requires tight grasping, pinching or twisting of the wrist to operate OR is mounted below 34" or above 48".	Community Center	ADA	309, 404.2.7	\$2,028
243455	North Kirkland Community Center and Park	North Kirkland Community Center	Interior Access Route	Protruding Object	1	Protruding objects in the 27" to 80" range above finished floor protrude more than 4" into the circulation path along the interior accessible route.	Community Center Upper Level Entrance Lobby	ADA	307.2	\$728
243479	North Kirkland Community Center and Park	North Kirkland Community Center	Interior Access Route	Door	1	The hardware at the accessible door (including sliding doors - both sides) requires tight grasping, pinching or twisting of the wrist to operate OR is mounted below 34" or above 48".	Community Center Throughout Building	ADA	309, 404.2.7	\$1,465
243480	North Kirkland Community Center and Park	North Kirkland Community Center	Interior Access Route	Elevator	1	The building does not have elevator access between stories.	Community Center	ADA	206.2.3	\$80,000
243481	North Kirkland Community Center and Park	North Kirkland Community Center	Interior Access Route	Accessible Route	1	The interior accessible route has less than 36" clear width.	Community Center Lower Level Classroom 1	ADA	403.5.1 thru 403.5.3	\$540
243484	North Kirkland Community Center and Park	North Kirkland Community Center	Interior Access Route	Protruding Object	1	Protruding objects in the 27" to 80" range above finished floor protrude more than 4" into the circulation path along the interior accessible route.	Community Center Lower Level Classroom 1	ADA	307.2	\$728
243485	North Kirkland Community Center and Park	North Kirkland Community Center	Interior Access Route	Controls And Dispensers	1	The height of controls throughout the common area are not compliant.	Community Center Lower Level	ADA	308	\$500

Phase 3										
Id	Facility	Building	Assembly	Type	Barrier Priority	Detail	Location Description	ADA	Ref. Number	Total
243509	North Kirkland Community Center and Park	North Kirkland Community Center	Interior Access Route	Controls And Dispensers	1	The height of controls throughout the common area are not compliant.	Community Center Lower Level Movement & Dance Room	ADA	308	\$500
243511	North Kirkland Community Center and Park	North Kirkland Community Center	Interior Access Route	Controls And Dispensers	1	The height of controls throughout the common area are not compliant.	Community Center Throughout Building	ADA	308	\$500
243514	North Kirkland Community Center and Park	North Kirkland Community Center	Interior Access Route	Door	1	The accessible door with door closer has a sweep period of less than 5 seconds from 90 degrees to a position 12 degrees from latch.	Community Center Throughout Building	ADA	404.2.8	\$6,588
243516	North Kirkland Community Center and Park	North Kirkland Community Center	Interior Access Route	Controls And Dispensers	1	The height of controls throughout the common area are not compliant.	Community Center Throughout Building	ADA	308	\$2,000
243517	North Kirkland Community Center and Park	North Kirkland Community Center	Interior Access Route	Controls And Dispensers	1	Clear space is not provided at the control or operating mechanism.	Community Center Upper Level Entrance Lobby	ADA	305	\$500
243518	North Kirkland Community Center and Park	North Kirkland Community Center	Interior Access Route	Controls And Dispensers	1	The height of controls throughout the common area are not compliant.	Community Center Throughout Building	ADA	308	\$2,500
243519	North Kirkland Community Center and Park	North Kirkland Community Center	Exterior Access Route	Exterior Accessible Route	1	WASHINGTON: An exterior accessible route is not provided.	Community Center Library	State of Washington	WA Bldg Code 51-50 WAC 1101.2.1; 403.3	\$99
244469	North Kirkland Community Center and Park	North Kirkland Community Center	Exterior Access Route	Stairs	1	Stairs have open risers.	Stair 5 (ST5)	ADA	504.3	\$7,560
243445	North Kirkland Community Center and Park	North Kirkland Community Center	Exterior Access Route	Reach Range	2	Items requiring an unobstructed side reach motion are higher than 48" maximum and/or lower than 15" minimum height above finish floor.	Community Center	ADA	308, 309	\$180
243452	North Kirkland Community Center and Park	North Kirkland Community Center	Interior Access Route	Interior Access Route	2	#####	Community Center Upper Level Entrance Lobby	ADA	904.4	\$1,805
243453	North Kirkland Community Center and Park	North Kirkland Community Center	Common Areas	Vending Machine	2	The vending machines have operable parts which are not within reach range.	Community Center Upper Level Entrance Lobby	ADA	228.1; 305; 308; 309	\$3,254
243456	North Kirkland Community Center and Park	North Kirkland Community Center	Interior Access Route	Signage	2	Tactile means of egress signage is not provided at the latch side of the door. (Applies to designated egress stairways, exit doors, areas of refuge)	Community Center Throughout Building	ADA	216.4, 703	\$550
243468	North Kirkland Community Center and Park	North Kirkland Community Center	Restroom	Protruding Object	2	The restroom circulation path is not free of objects protruding more than 4" from wall in the space between 27" and 80" height above finish floor.	Community Center Upper Level Women's Restroom	ADA	307.2	\$600



Phase 3										
Id	Facility	Building	Assembly	Type	Barrier Priority	Detail	Location Description	ADA	Ref. Number	Total
243470	North Kirkland Community Center and Park	North Kirkland Community Center	Restroom	Protruding Object	2	The restroom circulation path is not free of objects protruding more than 4" from wall in the space between 27" and 80" height above finish floor.	Community Center Upper Level Men's Restroom	ADA	307.2	\$186
243477	North Kirkland Community Center and Park	North Kirkland Community Center	Common Areas	Counter	2	The sales or service counter does not have an accessible portion with maximum 36" height surface above finish floor or ground.	Community Center Multipurpose Room	ADA	904.4	\$1,805
243478	North Kirkland Community Center and Park	North Kirkland Community Center	Entrance to Building	Building Entrance - Door	2	The surface of the door within 10 inches of the finish floor or ground for the full width of the door on the push side is not smooth.	Community Center Entrance Doors	ADA	404.2.10	\$1,600
243482	North Kirkland Community Center and Park	North Kirkland Community Center	Interior Access Route	Sink	2	The sink rim is higher than 34", and does not have knee and toe clearance (does not apply to mop basins, utility sinks, or bar sinks).	Community Center Lower Level Classroom 1	ADA	306.2 and 606.3	\$720
243491	North Kirkland Community Center and Park	North Kirkland Community Center	Restroom	Protruding Object	2	The restroom circulation path is not free of objects protruding more than 4" from wall in the space between 27" and 80" height above finish floor.	Community Center Lower Level Men's & Women's Restroom	ADA	307.2	\$600
243506	North Kirkland Community Center and Park	North Kirkland Community Center	Interior Access Route	Signage	2	The existing signage is not mounted at the latch side of the door or at a compliant height.	Community Center Throughout Building	ADA	703.4	\$880
243507	North Kirkland Community Center and Park	North Kirkland Community Center	Common Areas	Sink	2	The sink rim is higher than 34", and does not have knee and toe clearance (does not apply to mop basins, utility sinks, or bar sinks).	Community Center Lower Level Art Room	ADA	306.2 and 606.3	\$720
243508	North Kirkland Community Center and Park	North Kirkland Community Center	Common Areas	Sink	2	The sink rim is higher than 34", and does not have knee and toe clearance (does not apply to mop basins, utility sinks, or bar sinks).	Community Center Lower Level Movement & Dance Room	ADA	306.2 and 606.3	\$720
243512	North Kirkland Community Center and Park	North Kirkland Community Center	Interior Access Route	Door	2	The bottom of the door vision light is higher than 43" and less than 66".	Community Center Multipurpose Room	ADA	404.2.11	\$2,600
243515	North Kirkland Community Center and Park	North Kirkland Community Center	Common Areas	Assembly Area	2	An assistive listening system is required, but not provided.	Community Center Multipurpose Room	ADA	216.10; 219; 706	\$250
243433	North Kirkland Community Center and Park	North Kirkland Community Center	Exterior Access Route	Stairs	3	WASHINGTON: The stair treads do not have visual contrast of dark-on-light or light-on-dark on the leading 2" of the tread from the remaining portion of the tread surface.	Stair 3 (ST3)	IBC	2009 ANSI A117.1-504.5.1	\$211
243434	North Kirkland Community Center and Park	North Kirkland Community Center	Exterior Access Route	Stairs	3	WASHINGTON: The stair treads do not have visual contrast of dark-on-light or light-on-dark on the leading 2" of the tread from the remaining portion of the tread surface.	Stair 4 (ST4)	IBC	2009 ANSI A117.1-504.5.1	\$317
243442	North Kirkland Community Center and Park	North Kirkland Community Center	Exterior Access Route	Stairs	3	WASHINGTON: The stair treads do not have visual contrast of dark-on-light or light-on-dark on the leading 2" of the tread from the remaining portion of the tread surface.	Stair 5 (ST5)	IBC	2009 ANSI A117.1-504.5.1	\$317



Phase 3										
Id	Facility	Building	Assembly	Type	Barrier Priority	Detail	Location Description	ADA	Ref. Number	Total
243457	North Kirkland Community Center and Park	North Kirkland Community Center	Restroom	Restroom/Bathroom - Signage	3	The provided signage is not mounted at the latch side of the door or at a compliant height.	Community Center Upper Level Men's & Women's Restroom	ADA	216.2,703.1, 703.2, 703.5	\$110
243458	North Kirkland Community Center and Park	North Kirkland Community Center	Restroom	Restroom/Bathroom - Door	3	The force required to open the interior, hinged, non-fire door is more than 5 pounds.	Community Center Upper Level Men's & Women's Restroom	ADA	404.2.9	\$732
243459	North Kirkland Community Center and Park	North Kirkland Community Center	Restroom	Restroom/Bathroom - Door	3	The accessible door with door closer has a sweep period of less than 5 seconds from 90 degrees to a position 12 degrees from latch.	Community Center Upper Level Men's & Women's Restroom	ADA	404.2.8	\$0
243460	North Kirkland Community Center and Park	North Kirkland Community Center	Restroom	Restroom/Bathroom - Door	3	The pull side of the accessible door does not have the required maneuvering clearances.	Community Center Upper Level Women's Restroom	ADA	404.2; Table 404.2.4.1	\$1,250
243461	North Kirkland Community Center and Park	North Kirkland Community Center	Restroom	Restroom/Bathroom - Lavatory	3	Pipes are not insulated.	Community Center Upper Level Men's & Women's Restroom	ADA	606.5	\$130
243462	North Kirkland Community Center and Park	North Kirkland Community Center	Restroom	Restroom/Bathroom - Water Closet	3	The height of the water closet is not 17" minimum to 19" maximum above finished floor.	Community Center Men's & Women's Restroom	ADA	604.4	\$1,260
243463	North Kirkland Community Center and Park	North Kirkland Community Center	Restroom	Restroom/Bathroom - Water Closet	3	The flush control is located on the closed side and/or is not within reach range.	Community Center Upper Level Women's Restroom	ADA	604.6	\$313
243464	North Kirkland Community Center and Park	North Kirkland Community Center	Restroom	Restroom/Bathroom - Water Closet	3	The centerline of the toilet in the wheelchair stall is not 16" minimum to 18" maximum from the sidewall.	Community Center Upper Level Women's Restroom	ADA	604.2	\$630
243465	North Kirkland Community Center and Park	North Kirkland Community Center	Restroom	Restroom/Bathroom - Water Closet	3	The grab bars at the water closet are not compliant.	Community Center Upper Level Women's Restroom	ADA	604.5.2	\$710
243466	North Kirkland Community Center and Park	North Kirkland Community Center	Restroom	Restroom/Bathroom - Coat Hook	3	The coat hook is not within an allowable reach range.	Community Center Upper Level Men's & Women's Restroom	ADA	308	\$230
243467	North Kirkland Community Center and Park	North Kirkland Community Center	Restroom	Restroom/Bathroom-Toilet Stall	3	The wheelchair stall with a floor mounted water closet, in a multi-stall restroom, is less than 60" wide and 59" deep.	Community Center Upper Level Men's & Women's Restroom	ADA	604.8.1.1	\$2,736
243469	North Kirkland Community Center and Park	North Kirkland Community Center	Restroom	Controls And Dispensers	3	The height of controls are not compliant.	Community Center Upper Level Women's Restroom	ADA	606.1; 309.3	\$400
243471	North Kirkland Community Center and Park	North Kirkland Community Center	Restroom	Controls And Dispensers	3	The height of controls are not compliant.	Community Center Upper Level Men's Restroom	ADA	606.1; 309.3	\$200
243472	North Kirkland Community Center and Park	North Kirkland Community Center	Restroom	Restroom/Bathroom-Door	3	The hardware at the wheelchair stall door is not compliant.	Community Center Upper Level Men's Restroom	ADA	309, 404.2.7, 604.8.1.2	\$293
243473	North Kirkland Community Center and Park	North Kirkland Community Center	Restroom	Restroom/Bathroom - Water Closet	3	The rear grab bar at the water closet is not compliant.	Community Center Upper Level Men's Restroom	ADA	604.5.2	\$355

Phase 3										
Id	Facility	Building	Assembly	Type	Barrier Priority	Detail	Location Description	ADA	Ref. Number	Total
243474	North Kirkland Community Center and Park	North Kirkland Community Center	Restroom	Restroom/Bathroom - Toilet Stall	3	WASHINGTON: A vertical side grab bar is not present in the wheelchair stall.	Community Center Upper Level Men's & Women's Restroom	ANSI A117.1	2009 ANSI A117.1-604.5.1 and A117.1-604.9.6	\$710
243475	North Kirkland Community Center and Park	North Kirkland Community Center	Restroom	Restroom/Bathroom - Water Closet	3	WASHINGTON: The toilet paper dispenser location is not compliant.	Community Center Upper Level Men's Restroom	State of Washington	ADA 604.7, 609.3; 2009 ANSI A117.1-604.7	\$293
243476	North Kirkland Community Center and Park	North Kirkland Community Center	Restroom	Restroom/Bathroom - Door	3	The push side of the door does not have the required maneuvering clearances.	Community Center Upper Level Men's Restroom	ADA	404.2.4	\$1,250
243486	North Kirkland Community Center and Park	North Kirkland Community Center	Restroom	Restroom/Bathroom - Signage	3	The provided signage is not mounted at the latch side of the door or at a compliant height.	Community Center Lower Level Men's & Women's Restroom	ADA	216.2, 703.1, 703.2, 703.5	\$110
243487	North Kirkland Community Center and Park	North Kirkland Community Center	Restroom	Restroom/Bathroom - Door	3	The force required to open the interior, hinged, non-fire door is more than 5 pounds.	Community Center Lower Level Men's & Women's Restroom	ADA	404.2.9	\$732
243488	North Kirkland Community Center and Park	North Kirkland Community Center	Restroom	Restroom/Bathroom - Door	3	The accessible door with door closer has a sweep period of less than 5 seconds from 90 degrees to a position 12 degrees from latch.	Community Center Lower Level Men's & Women's Restroom	ADA	404.2.8	\$0
243489	North Kirkland Community Center and Park	North Kirkland Community Center	Restroom	Restroom/Bathroom - Lavatory	3	Pipes are not insulated.	Community Center Lower Level Men's & Women's Restroom	ADA	606.5	\$130
243490	North Kirkland Community Center and Park	North Kirkland Community Center	Restroom	Controls And Dispensers	3	Controls on dispensers are not compliant.	Community Center Lower Level Men's & Women's Restroom	ADA	606.1; 309.4	\$0
243492	North Kirkland Community Center and Park	North Kirkland Community Center	Restroom	Restroom/Bathroom-Door	3	The hardware at the wheelchair stall door is not compliant.	Community Center Lower Level Men's & Women's Restroom	ADA	309, 404.2.7, 604.8.1.2	\$586
243493	North Kirkland Community Center and Park	North Kirkland Community Center	Restroom	Restroom/Bathroom - Toilet Stall	3	The wheelchair stall with a floor mounted water closet, in a multi-stall restroom, is less than 60" wide and 59" deep.	Community Center Lower Level Women's Restroom	ADA	604.8.1.1	\$1,368
243494	North Kirkland Community Center and Park	North Kirkland Community Center	Restroom	Restroom/Bathroom - Water Closet	3	The side grab bar at the water closet is not compliant.	Community Center Lower Level Men's & Women's Restroom	ADA	604.5.1	\$710
243495	North Kirkland Community Center and Park	North Kirkland Community Center	Restroom	Restroom/Bathroom - Water Closet	3	The height of the water closet is not 17" minimum to 19" maximum above finished floor.	Community Center Lower Level Men's & Women's Restroom	ADA	604.4	\$1,260
243496	North Kirkland Community Center and Park	North Kirkland Community Center	Restroom	Restroom/Bathroom - Water Closet	3	WASHINGTON: The toilet paper dispenser location is not compliant.	Community Center Lower Level Men's & Women's Restroom	State of Washington	ADA 604.7, 609.3; 2009 ANSI A117.1-604.7	\$586
243497	North Kirkland Community Center and Park	North Kirkland Community Center	Restroom	Restroom/Bathroom - Toilet Stall	3	WASHINGTON: A vertical side grab bar is not present in the wheelchair stall.	Community Center Lower Level Men's & Women's Restroom	ANSI A117.1	2009 ANSI A117.1-604.5.1 and A117.1-604.9.6	\$710

Phase 3										
Id	Facility	Building	Assembly	Type	Barrier Priority	Detail	Location Description	ADA	Ref. Number	Total
243499	North Kirkland Community Center and Park	North Kirkland Community Center	Restroom	Restroom/Bathroom - Coat Hook	3	The coat hook is not within an allowable reach range.	Community Center Lower Level Women's Restroom	ADA	308	\$115
243500	North Kirkland Community Center and Park	North Kirkland Community Center	Restroom	Restroom/Bathroom - Coat Hook	3	The coat hook is not within an allowable reach range.	Community Center Lower Level Men's & Women's Restroom	ADA	308	\$230
243501	North Kirkland Community Center and Park	North Kirkland Community Center	Restroom	Restroom/Bathroom - Toilet Stall	3	The wheelchair stall with a floor mounted water closet, in a multi-stall restroom, is less than 60" wide and 59" deep.	Community Center Lower Level Men's Restroom	ADA	604.8.1.1	\$1,368
243502	North Kirkland Community Center and Park	North Kirkland Community Center	Restroom	Restroom/Bathroom - Water Closet	3	The flush control is located on the closed side and/or is not within reach range.	Community Center Lower Level Men's Restroom	ADA	604.6	\$313
243503	North Kirkland Community Center and Park	North Kirkland Community Center	Restroom	Restroom/Bathroom - Water Closet	3	The rear grab bar at the water closet is not compliant.	Community Center Lower Level Men's Restroom	ADA	604.5.2	\$355
243504	North Kirkland Community Center and Park	North Kirkland Community Center	Restroom	Restroom/Bathroom - Mirror	3	The mirror is mounted higher than 35" above finish floor to the bottom of the reflective surface, where it is not installed above a lavatory or counter.	Community Center Lower Level Men's & Women's Restroom	ADA	213.3.5; 603.3	\$400
243454	North Kirkland Community Center and Park	North Kirkland Community Center	Interior Access Route	Drinking Fountain/Water Cooler	4	The minimum number of drinking fountains is not provided. If the minimum number is provided, two levels or a hi-lo are not provided. If more than 2 are provided, less than 50% are high or less than 50% are low.	Community Center Upper Level Entrance Lobby	ADA	211.1; 211.2; 602; 309	\$5,440
243483	North Kirkland Community Center and Park	North Kirkland Community Center	Interior Access Route	Controls And Dispensers	4	Controls and/or dispensers are not within an allowable reach range.	Community Center Lower Level Classroom 1	ADA	606.1; 308	\$1,098
243505	North Kirkland Community Center and Park	North Kirkland Community Center	Interior Access Route	Drinking Fountain/Water Cooler	4	The minimum number of drinking fountains is not provided. If the minimum number is provided, two levels or a hi-lo are not provided. If more than 2 are provided, less than 50% are high or less than 50% are low.	Community Center Lower Level	ADA	211.1; 211.2; 602; 309	\$5,440
243510	North Kirkland Community Center and Park	North Kirkland Community Center	Interior Access Route	Controls And Dispensers	4	Controls and/or dispensers are not within an allowable reach range.	Community Center Throughout Building	ADA	606.1; 308	\$2,000
243389	North Kirkland Community Center and Park	North Kirkland Park	Accessible Parking	Parking Space - Van	1	WASHINGTON: Signage is not located at the required height for the van accessible space or access aisle.	Parking Lot 1 - Stalls P1 & P2	ADA	502.6; WA Bldg Code 51-50 WAC 1101.2.6	\$560
243391	North Kirkland Community Center and Park	North Kirkland Park	Accessible Parking	Parking Space - Van	1	WASHINGTON: A van stall, access aisle, and signage are not provided and the slope and/or ground surface is/are not compliant.	Parking Lot 1 - Stall P1	State of Washington	ADA 502.4, 502.5	\$11,300
243393	North Kirkland Community Center and Park	North Kirkland Park	Accessible Parking	Parking Space - Van	1	WASHINGTON: A van stall, access aisle, and signage are not provided and the slope and/or ground surface is/are not compliant.	Parking Lot 1 - Stall P2	State of Washington	WA Bldg Code 51-50 WAC 1101; ADA 502.4, 502.5	\$11,300

Phase 3										
Id	Facility	Building	Assembly	Type	Barrier Priority	Detail	Location Description	ADA	Ref. Number	Total
243395	North Kirkland Community Center and Park	North Kirkland Park	Exterior Access Route	Exterior Accessible Route	1	The accessible route has gaps in the surface greater than 1/2" wide.	Drinking Fountain 1 (DF1)	ADA	302.3	\$220
243400	North Kirkland Community Center and Park	North Kirkland Park	Exterior Access Route	Exterior Accessible Route	1	WASHINGTON: The slopes of the exterior accessible route are not compliant.	Walkway 1 (W1)	State of Washington	WA Bldg Code 51-50 WAC 1101.2.1; 403.3	\$23,943
243401	North Kirkland Community Center and Park	North Kirkland Park	Exterior Access Route	Exterior Accessible Route	1	WASHINGTON: The slopes of the exterior accessible route are not compliant.	Walkway 2 (W2)	State of Washington	WA Bldg Code 51-50 WAC 1101.2.1; 403.3	\$32,980
243402	North Kirkland Community Center and Park	North Kirkland Park	Exterior Access Route	Exterior Accessible Route	1	Sidewalk has areas of vertical level changes in excess of 1/4" that are not ramped.	Walkway 2 (W2)	ADA	303	\$159
243405	North Kirkland Community Center and Park	North Kirkland Park	Exterior Access Route	Exterior Accessible Route	1	WASHINGTON: The slopes of the exterior accessible route are not compliant.	Walkway 3 (W3)	State of Washington	WA Bldg Code 51-50 WAC 1101.2.1; 403.3	\$10,148
243406	North Kirkland Community Center and Park	North Kirkland Park	Exterior Access Route	Exterior Accessible Route	1	WASHINGTON: The slopes of the exterior accessible route are not compliant.	Walkway 4 (W4)	State of Washington	WA Bldg Code 51-50 WAC 1101.2.1; 403.3	\$12,843
243408	North Kirkland Community Center and Park	North Kirkland Park	Restroom	Restroom/Bathroom - Door	1	The maneuvering clearance at the accessible door is not level and clear.	Unisex Restroom (URR)	ADA	305.2; 404.2	\$1,250
243415	North Kirkland Community Center and Park	North Kirkland Park	Exterior Access Route	Ramp	1	WASHINGTON: The slopes of the ramp are not compliant.	Ramp 1 (R1)	State of Washington	WA Bldg Code 51-50 WAC 1101.6; ADA 406; 405.2 thru 405.5; Table 405.2; 403.5.1	\$33,100
243416	North Kirkland Community Center and Park	North Kirkland Park	Exterior Access Route	Ramp	1	WASHINGTON: Handrails are not provided where the ramp rises more than 6" or are not compliant.	Ramp 1 (R1)	State of Washington	ADA 505.6; WA Bldg Code 51-50 WAC 1101.2.1	\$8,150
243417	North Kirkland Community Center and Park	North Kirkland Park	Exterior Access Route	Curb Ramp	1	WASHINGTON: The slope of the curb ramp run is not compliant.	Curb Ramp 1 (CR1)	State of Washington	WA Bldg Code 51-50 WAC 1101.6; ADA 406; 405.2 thru 405.5; Table 405.2; 403.5.1	\$1,750
243418	North Kirkland Community Center and Park	North Kirkland Park	Exterior Access Route	Curb Ramp	1	The adjacent surfaces at transitions to adjoining walks, gutters and streets at the curb ramp are not at the same level.	Curb Ramp 2 (CR2)	ADA	303; 406.2	\$1,750
243419	North Kirkland Community Center and Park	North Kirkland Park	Accessible Parking	Parking Space - Van	1	WASHINGTON: A van stall and access aisle are not marked and signage is not provided.	Parking Lot 2	State of Washington	WA Bldg Code 51-50 WAC 1101	\$1,400
243420	North Kirkland Community Center and Park	North Kirkland Park	Accessible Parking	Parking Space-Van	1	WASHINGTON: A van stall, access aisle, and signage are not provided and the slope and/or ground surface is/are not compliant.	Parking Lot 3 - Stall P3	State of Washington	WA Bldg Code 51-50 WAC 1101; ADA 502.4, 502.5	\$11,300

Phase 3										
Id	Facility	Building	Assembly	Type	Barrier Priority	Detail	Location Description	ADA	Ref. Number	Total
243423	North Kirkland Community Center and Park	North Kirkland Park	Exterior Access Route	Exterior Accessible Route	1	WASHINGTON: An exterior accessible route is not provided.	Picnic Area 1 (PA1)	State of Washington	WA Bldg Code 51-50 WAC 1101.2.1; 403.3	\$1,183
243425	North Kirkland Community Center and Park	North Kirkland Park	Exterior Access Route	Stairs	1	Handrails are not compliant or are not provided.	Stair 1 (ST1)	ADA	505	\$1,956
243427	North Kirkland Community Center and Park	North Kirkland Park	Exterior Access Route	Stairs	1	Handrails are not compliant or are not provided.	Stair 2 (ST2)	ADA	505	\$7,824
243428	North Kirkland Community Center and Park	North Kirkland Park	Exterior Access Route	Stairs	1	Treads have slopes greater than 1:48.	Stair 2 (ST2)	ADA	504.2, 504.4	\$9,180
243429	North Kirkland Community Center and Park	North Kirkland Park	Exterior Access Route	Exterior Accessible Route	1	WASHINGTON: An exterior accessible route is not provided.	Basketball Court	State of Washington	WA Bldg Code 51-50 WAC 1101.2.1; 403.3	\$2,957
243430	North Kirkland Community Center and Park	North Kirkland Park	Basketball Court	Sport Court	1	An accessible route does not directly connect each side of the court outside of play lines.	Basketball Court	ADA	206.2.12; 403; WA Bldg Code 51-50 WAC 1101.2.1; 403.3	\$2,500
243432	North Kirkland Community Center and Park	North Kirkland Park	Exterior Access Route	Exterior Accessible Route	1	WASHINGTON: The slopes of the exterior accessible route are not compliant.	Parking Lot 3	State of Washington	WA Bldg Code 51-50 WAC 1101.2.1; 403.3	\$1,540
243437	North Kirkland Community Center and Park	North Kirkland Park	Exterior Access Route	Exterior Accessible Route	1	WASHINGTON: The slopes of the exterior accessible route are not compliant.	Walkway 5 (W5)	State of Washington	WA Bldg Code 51-50 WAC 1101.2.1; 403.3	\$1,903
243438	North Kirkland Community Center and Park	North Kirkland Park	Exterior Access Route	Ramp	1	WASHINGTON: The slopes of the ramp are not compliant.	Ramp 2 (R2)	State of Washington	WA Bldg Code 51-50 WAC 1101.6; ADA 406; 405.2 thru 405.5; Table 405.2; 403.5.1	\$17,212
243439	North Kirkland Community Center and Park	North Kirkland Park	Exterior Access Route	Ramp	1	WASHINGTON: Handrails are not provided where the ramp rises more than 6" or are not compliant.	Ramp 2 (R2)	State of Washington	ADA 505.6; WA Bldg Code 51-50 WAC 1101.2.1	\$9,128
243446	North Kirkland Community Center and Park	North Kirkland Park	Exterior Access Route	Exterior Accessible Route	1	WASHINGTON: The slopes of the exterior accessible route are not compliant.	Crosswalk 1 (CW1)	State of Washington	WA Bldg Code 51-50 WAC 1101.2.1; 403.3	\$3,500
243447	North Kirkland Community Center and Park	North Kirkland Park	Accessible Parking	Parking Space - Van	1	WASHINGTON: A van stall, access aisle, and signage are not provided and the slope and/or ground surface is/are not compliant.	Community Center Street Parking Stall P4	State of Washington	WA Bldg Code 51-50 WAC 1101; ADA 502.4, 502.5	\$11,300
243450	North Kirkland Community Center and Park	North Kirkland Park	Accessible Parking	Parking Space-Car	1	WASHINGTON: A car stall, access aisle, and signage are not provided and the slope and/or ground surface is/are not compliant.	Community Center Street Parking Stall P5	State of Washington	WA Bldg Code 51-50 WAC 1101; ADA 502.4, 502.5	\$11,300

Phase 3										
Id	Facility	Building	Assembly	Type	Barrier Priority	Detail	Location Description	ADA	Ref. Number	Total
243778	North Kirkland Community Center and Park	North Kirkland Park	Accessible Parking	Parking Space-Car	1	WASHINGTON: A car stall, access aisle, and signage are not provided and the slope and/or ground surface is/are not compliant.	Parking Lot 2	State of Washington	WA Bldg Code 51-50 WAC 1101; ADA 502.4, 502.5	\$11,300
243396	North Kirkland Community Center and Park	North Kirkland Park	Playground	Ground Surface - Fibar	2	The ground surface has not been inspected and maintained regularly.	Playground 1 (PG1)	ADA	1008.2	\$2,542
243399	North Kirkland Community Center and Park	North Kirkland Park	Playground	Transfer System	2	A means of support is not provided at the transfer platform and/or transfer steps.	Playground 1 (PG1)	ADA	1008.3.1.4, 1008.3.2.3	\$1,485
243403	North Kirkland Community Center and Park	North Kirkland Park	Playground	Ground Surface - Fibar	2	The ground surface has not been inspected and maintained regularly.	Playground 2 (PG2)	ADA	1008.2	\$264
243404	North Kirkland Community Center and Park	North Kirkland Park	Playground	Ground Surface - Fibar	2	The ground surface has not been inspected and maintained regularly.	Playground 3 (PG3)	ADA	1008.2	\$878
243414	North Kirkland Community Center and Park	North Kirkland Park	Restroom	Protruding Object	2	The restroom circulation path is not free of objects protruding more than 4" from wall in the space between 27" and 80" height above finish floor.	Unisex Restroom (URR)	ADA	307.2	\$250
243398	North Kirkland Community Center and Park	North Kirkland Park	Exterior Access Route	Stairs	3	WASHINGTON: The stair treads do not have visual contrast of dark-on-light or light-on-dark on the leading 2" of the tread from the remaining portion of the tread surface.	Playground 1 (PG1)	IBC	2009 ANSI A117.1-504.5.1	\$246
243407	North Kirkland Community Center and Park	North Kirkland Park	Restroom	Restroom/Bathroom - Signage	3	The provided signage is not mounted at the latch side of the door or at a compliant height.	Unisex Restroom (URR)	ADA	216.2,703.1, 703.2, 703.5	\$55
243410	North Kirkland Community Center and Park	North Kirkland Park	Restroom	Restroom/Bathroom - Door	3	The accessible door with door closer has a sweep period of less than 5 seconds from 90 degrees to a position 12 degrees from latch.	Unisex Restroom (URR)	ADA	404.2.8	\$366
243411	North Kirkland Community Center and Park	North Kirkland Park	Restroom	Restroom/Bathroom - Lavatory	3	Pipes are not insulated.	Unisex Restroom (URR)	ADA	606.5	\$65
243412	North Kirkland Community Center and Park	North Kirkland Park	Restroom	Restroom/Bathroom - Water Closet	3	The centerline of the toilet in the wheelchair stall is not 16" minimum to 18" maximum from the sidewall.	Unisex Restroom (URR)	ADA	604.2	\$630
243413	North Kirkland Community Center and Park	North Kirkland Park	Restroom	Restroom/Bathroom - Toilet Stall	3	WASHINGTON: A vertical side grab bar is not present in the wheelchair stall.	Unisex Restroom (URR)	ANSI A117.1	2009 ANSI A117.1-604.5.1 and A117.1-604.9.6	\$355
243424	North Kirkland Community Center and Park	North Kirkland Park	Exterior Access Route	Stairs	3	WASHINGTON: The stair treads do not have visual contrast of dark-on-light or light-on-dark on the leading 2" of the tread from the remaining portion of the tread surface.	Stair 1 (ST1)	IBC	2009 ANSI A117.1-504.5.1	\$141

Phase 3										
Id	Facility	Building	Assembly	Type	Barrier Priority	Detail	Location Description	ADA	Ref. Number	Total
243426	North Kirkland Community Center and Park	North Kirkland Park	Exterior Access Route	Stairs	3	WASHINGTON: The stair treads do not have visual contrast of dark-on-light or light-on-dark on the leading 2" of the tread from the remaining portion of the tread surface.	Stair 2 (ST2)	IBC	2009 ANSI A117.1-504.5.1	\$422
243394	North Kirkland Community Center and Park	North Kirkland Park	Site Furnishings	Drinking Fountain/Water Cooler	4	The minimum number and types of drinking fountains are not provided.	Drinking Fountain 1 (DF1)	ADA	211.2; 602; 309 WA Bldg Code 51-50 WAC 1101.2.1; 403.3	\$8,000
243297	Spinney Homestead Park	Spinney Homestead Park	Exterior Access Route	Exterior Accessible Route	1	WASHINGTON: The slopes of the exterior accessible route are not compliant.	Walkway from Access Aisle to CR1	State of Washington	502.6; WA Bldg Code 51-50 WAC 1101.2.6	\$320
243298	Spinney Homestead Park	Spinney Homestead Park	Accessible Parking	Parking Space - Van	1	WASHINGTON: Signage is not located at the required height for the van accessible space or access aisle.	Accessible Parking Space 1 (P1)	ADA	502.6; WA Bldg Code 51-50 WAC 1101.2.6	\$280
243299	Spinney Homestead Park	Spinney Homestead Park	Accessible Parking	Parking Space-Van	1	WASHINGTON: Compliant signage is not provided at the van space or access aisle.	Accessible Parking Space 1 (P1)	ADA	1101.2.6	\$280
243300	Spinney Homestead Park	Spinney Homestead Park	Accessible Parking	Parking Space - Van	1	The parking space slope is greater than 1:50 (2%).	Accessible Parking Space 1 (P1)	ADA	502.4	\$6,300
243301	Spinney Homestead Park	Spinney Homestead Park	Accessible Parking	Parking Space - Van	1	The van parking space is less than 132" wide, where the van aisle is less than 96" wide.	Accessible Parking Space 1 (P1)	ADA	502.2	\$420
243302	Spinney Homestead Park	Spinney Homestead Park	Accessible Parking	Parking Space - Van	1	The van parking aisle is less than 96" wide.	Access Aisle Serving P1	ADA	502.2	\$420
243304	Spinney Homestead Park	Spinney Homestead Park	Accessible Parking	Parking Space - Van	1	WASHINGTON: The van access aisle signage is not provided.	Access Aisle Serving P1	State of Washington	WA Bldg Code 51-50 WAC 1101	\$280
243305	Spinney Homestead Park	Spinney Homestead Park	Accessible Parking	Parking Space - Van	1	The access aisle slope is greater than 1:50 (2%).	Access Aisle Serving P1	ADA	502.4	\$5,000
243306	Spinney Homestead Park	Spinney Homestead Park	Exterior Access Route	Curb Ramp	1	A landing at the top of the curb ramp is not present.	Curb Ramp 1 (CR1)	ADA	406.4	\$1,289
243307	Spinney Homestead Park	Spinney Homestead Park	Exterior Access Route	Curb Ramp	1	WASHINGTON: The slope of the curb ramp run is not compliant.	Curb Ramp 1 (CR1)	State of Washington	WA Bldg Code 51-50 WAC 1101.6; ADA 406; 405.2 thru 405.5; Table 405.2; 403.5.1	\$1,750
243308	Spinney Homestead Park	Spinney Homestead Park	Exterior Access Route	Curb Ramp	1	WASHINGTON: The curb ramp width is less than 44".	Curb Ramp 1 (CR1)	State of Washington	WA Bldg Code 51-50 WAC 1101.6.6; ADA 406; 405.2 thru 405.5; Table 405.2; 403.5.1	\$0
243309	Spinney Homestead Park	Spinney Homestead Park	Exterior Access Route	Curb Ramp	1	The curb ramp surface has vertical height changes greater than 1/4" that are not ramped.	Curb Ramp 1 (CR1)	ADA	303, 403.4	\$0

Phase 3										
Id	Facility	Building	Assembly	Type	Barrier Priority	Detail	Location Description	ADA	Ref. Number	Total
243310	Spinney Homestead Park	Spinney Homestead Park	Exterior Access Route	Exterior Accessible Route	1	WASHINGTON: The slopes of the exterior accessible route are not compliant.	Walkway from CR1	State of Washington	WA Bldg Code 51-50 WAC 1101.2.1; 403.3	\$1,586
243312	Spinney Homestead Park	Spinney Homestead Park	Exterior Access Route	Exterior Accessible Route	1	WASHINGTON: The slopes of the exterior accessible route are not compliant.	Walkway from NE 100th St	State of Washington	WA Bldg Code 51-50 WAC 1101.2.1; 403.3	\$5,153
243313	Spinney Homestead Park	Spinney Homestead Park	Exterior Access Route	Exterior Accessible Route	1	In areas along the route there are level changes of 1/2" or greater that are not ramped.	Walkway from NE 100th St	ADA	303.4, 405, 406	\$0
243314	Spinney Homestead Park	Spinney Homestead Park	Exterior Access Route	Exterior Accessible Route	1	WASHINGTON: The slopes of the exterior accessible route are not compliant.	Walkway North of Parking to RR1	State of Washington	WA Bldg Code 51-50 WAC 1101.2.1; 403.3	\$4,955
243315	Spinney Homestead Park	Spinney Homestead Park	Exterior Access Route	Exterior Accessible Route	1	The accessible route has gaps in the surface greater than 1/2" wide.	Walkway North of Parking to RR1	ADA	302.3	\$396
243316	Spinney Homestead Park	Spinney Homestead Park	Exterior Access Route	Exterior Accessible Route	1	WASHINGTON: The slopes of the exterior accessible route are not compliant.	Walkway North of Parking to RR1	State of Washington	WA Bldg Code 51-50 WAC 1101.2.1; 403.3	\$600
243317	Spinney Homestead Park	Spinney Homestead Park	Portable Restroom	Portable Restroom	1	An accessible route to the portable restroom has not been provided.	Portable Restroom 1 (RR1)	ADA	402, 404	\$95
243319	Spinney Homestead Park	Spinney Homestead Park	Exterior Access Route	Exterior Accessible Route	1	WASHINGTON: The slopes of the exterior accessible route are not compliant.	East Asphalt Walking Path	State of Washington	WA Bldg Code 51-50 WAC 1101.2.1; 403.3	\$6,000
243320	Spinney Homestead Park	Spinney Homestead Park	Exterior Access Route	Exterior Accessible Route	1	The accessible route does not have 80" vertical clearance.	East Asphalt Walking Path	ADA	307.4	\$250
243321	Spinney Homestead Park	Spinney Homestead Park	Exterior Access Route	Exterior Accessible Route	1	In areas along the route there are level changes of 1/2" or greater that are not ramped.	East Asphalt Walking Path	ADA	303.4, 405, 406	\$0
243322	Spinney Homestead Park	Spinney Homestead Park	Exterior Access Route	Exterior Accessible Route	1	WASHINGTON: The slopes of the exterior accessible route are not compliant.	East Asphalt Walking Path	State of Washington	WA Bldg Code 51-50 WAC 1101.2.1; 403.3	\$6,600
243324	Spinney Homestead Park	Spinney Homestead Park	Exterior Access Route	Exterior Accessible Route	1	WASHINGTON: The slopes of the exterior accessible route are not compliant.	East Asphalt Walking Path	State of Washington	WA Bldg Code 51-50 WAC 1101.2.1; 403.3	\$600
243325	Spinney Homestead Park	Spinney Homestead Park	Exterior Access Route	Exterior Accessible Route	1	WASHINGTON: The slopes of the exterior accessible route are not compliant.	East Asphalt Walking Path	State of Washington	WA Bldg Code 51-50 WAC 1101.2.1; 403.3	\$480
243326	Spinney Homestead Park	Spinney Homestead Park	Exterior Access Route	Exterior Accessible Route	1	WASHINGTON: The slopes of the exterior accessible route are not compliant.	Asphalt Walking Path to NE 102nd Place	State of Washington	WA Bldg Code 51-50 WAC 1101.2.1; 403.3	\$9,900
243327	Spinney Homestead Park	Spinney Homestead Park	Exterior Access Route	Exterior Accessible Route	1	WASHINGTON: The slopes of the exterior accessible route are not compliant.	North Asphalt Walking Path	State of Washington	WA Bldg Code 51-50 WAC 1101.2.1; 403.3	\$19,800
243328	Spinney Homestead Park	Spinney Homestead Park	Exterior Access Route	Exterior Accessible Route	1	WASHINGTON: The slopes of the exterior accessible route are not compliant.	Asphalt Walking Path to 117th Place NE	State of Washington	WA Bldg Code 51-50 WAC 1101.2.1; 403.3	\$3,000



Phase 3										
Id	Facility	Building	Assembly	Type	Barrier Priority	Detail	Location Description	ADA	Ref. Number	Total
243329	Spinney Homestead Park	Spinney Homestead Park	Exterior Access Route	Exterior Accessible Route	1	WASHINGTON: The slopes of the exterior accessible route are not compliant.	West Asphalt Walking Path	State of Washington	WA Bldg Code 51-50 WAC 1101.2.1; 403.3	\$21,000
243330	Spinney Homestead Park	Spinney Homestead Park	Exterior Access Route	Exterior Accessible Route	1	In areas along the route there are level changes of 1/2" or greater that are not ramped.	West Asphalt Walking Path	ADA	303.4, 405, 406	\$0
243331	Spinney Homestead Park	Spinney Homestead Park	Exterior Access Route	Exterior Accessible Route	1	The accessible route does not have 80" vertical clearance.	West Asphalt Walking Path	ADA	307.4	\$250
243332	Spinney Homestead Park	Spinney Homestead Park	Exterior Access Route	Exterior Accessible Route	1	In areas along the route there are level changes of 1/2" or greater that are not ramped.	West Asphalt Walking Path to Playground Area	ADA	303.4, 405, 406	\$59
243333	Spinney Homestead Park	Spinney Homestead Park	Exterior Access Route	Exterior Accessible Route	1	WASHINGTON: The slopes of the exterior accessible route are not compliant.	West Asphalt Walking Path to Play Area	State of Washington	WA Bldg Code 51-50 WAC 1101.2.1; 403.3	\$2,378
243334	Spinney Homestead Park	Spinney Homestead Park	Exterior Access Route	Exterior Accessible Route	1	The accessible route has gaps in the surface greater than 1/2" wide.	Walkway from Parking to Playground Area	ADA	302.3	\$454
243335	Spinney Homestead Park	Spinney Homestead Park	Exterior Access Route	Exterior Accessible Route	1	WASHINGTON: The slopes of the exterior accessible route are not compliant.	Walkway from Parking to Playground Area	State of Washington	WA Bldg Code 51-50 WAC 1101.2.1; 403.3	\$7,135
243337	Spinney Homestead Park	Spinney Homestead Park	Exterior Access Route	Exterior Accessible Route	1	WASHINGTON: An exterior accessible route is not provided.	Picnic Table	State of Washington	WA Bldg Code 51-50 WAC 1101.2.1; 403.3	\$108
243343	Spinney Homestead Park	Spinney Homestead Park	Exterior Access Route	Exterior Accessible Route	1	WASHINGTON: The slopes of the exterior accessible route are not compliant.	Walkway around Playground Area	State of Washington	WA Bldg Code 51-50 WAC 1101.2.1; 403.3	\$1,784
243344	Spinney Homestead Park	Spinney Homestead Park	Exterior Access Route	Exterior Accessible Route	1	In areas along the route there are level changes of 1/2" or greater that are not ramped.	Walkway around Playground Area	ADA	303.4, 405, 406	\$59
243345	Spinney Homestead Park	Spinney Homestead Park	Exterior Access Route	Exterior Accessible Route	1	WASHINGTON: The slopes of the exterior accessible route are not compliant.	Walkway around Playground Area	State of Washington	WA Bldg Code 51-50 WAC 1101.2.1; 403.3	\$951
243346	Spinney Homestead Park	Spinney Homestead Park	Exterior Access Route	Exterior Accessible Route	1	WASHINGTON: The slopes of the exterior accessible route are not compliant.	Walkway around Playground Area	State of Washington	WA Bldg Code 51-50 WAC 1101.2.1; 403.3	\$1,189
243347	Spinney Homestead Park	Spinney Homestead Park	Exterior Access Route	Exterior Accessible Route	1	In areas along the route there are level changes of 1/2" or greater that are not ramped.	Walkway around Playground Area	ADA	303.4, 405, 406	\$59
243348	Spinney Homestead Park	Spinney Homestead Park	Exterior Access Route	Exterior Accessible Route	1	The accessible route has gaps in the surface greater than 1/2" wide.	Walkway around Plaground Area	ADA	302.3	\$108
243349	Spinney Homestead Park	Spinney Homestead Park	Exterior Access Route	Exterior Accessible Route	1	The accessible route has areas of vertical level changes in excess of 1/4" that are not beveled or ramped.	Playground	ADA	303	\$36



Phase 4										
Id	Facility	Building	Assembly	Type	Barrier Priority	Detail	Location Description	ADA	Ref. Number	Total
240688	Edith Moulton Park	Edith Moulton Park	Amenity Not Evaluated	Amenity Not Evaluated	0	The amenity is not regulated by the ADA.	Trails, Stairs 1 (ST1)	ADA	None	\$0
240649	Edith Moulton Park	Edith Moulton Park	Exterior Access Route	Exterior Accessible Route	1	WASHINGTON: The slopes of the exterior accessible route are not compliant. The accessible route has gaps in the surface greater than 1/2" wide.	Northwest Entrance Walkway	State of Washington	WA Bldg Code 51-50 WAC 1101.2.1; 403.3	\$3,200
240651	Edith Moulton Park	Edith Moulton Park	Exterior Access Route	Exterior Accessible Route	1		Northwest Entrance Walkway	ADA	302.3	\$375
240661	Edith Moulton Park	Edith Moulton Park	Exterior Access Route	Exterior Accessible Route	1		East Loop Walk	State of Washington	WA Bldg Code 51-50 WAC 1101.2.1; 403.3	\$4,500
240662	Edith Moulton Park	Edith Moulton Park	Exterior Access Route	Exterior Accessible Route	1	WASHINGTON: The slopes of the exterior accessible route are not compliant.	North Covered Picnic Area	State of Washington	WA Bldg Code 51-50 WAC 1101.2.1; 403.3	\$1,120
240664	Edith Moulton Park	Edith Moulton Park	Exterior Access Route	Exterior Accessible Route	1	WASHINGTON: The slopes of the exterior accessible route are not compliant.	East Loop Walk	State of Washington	WA Bldg Code 51-50 WAC 1101.2.1; 403.3	\$720
240665	Edith Moulton Park	Edith Moulton Park	Exterior Access Route	Exterior Accessible Route	1	WASHINGTON: The slopes of the exterior accessible route are not compliant.	East Loop Walk	State of Washington	WA Bldg Code 51-50 WAC 1101.2.1; 403.3	\$360
240666	Edith Moulton Park	Edith Moulton Park	Exterior Access Route	Exterior Accessible Route	1	WASHINGTON: The slopes of the exterior accessible route are not compliant.	East Loop Walk	State of Washington	WA Bldg Code 51-50 WAC 1101.2.1; 403.3	\$360
240667	Edith Moulton Park	Edith Moulton Park	Exterior Access Route	Exterior Accessible Route	1	WASHINGTON: The slopes of the exterior accessible route are not compliant.	East Loop Walk	State of Washington	WA Bldg Code 51-50 WAC 1101.2.1; 403.3	\$1,800
240668	Edith Moulton Park	Edith Moulton Park	Exterior Access Route	Exterior Accessible Route	1	WASHINGTON: The slopes of the exterior accessible route are not compliant.	East Covered Picnic Area	State of Washington	WA Bldg Code 51-50 WAC 1101.2.1; 403.3	\$1,200
240670	Edith Moulton Park	Edith Moulton Park	Exterior Access Route	Exterior Accessible Route	1	WASHINGTON: The slopes of the exterior accessible route are not compliant.	East Loop Walk	State of Washington	WA Bldg Code 51-50 WAC 1101.2.1; 403.3	\$480
240671	Edith Moulton Park	Edith Moulton Park	Exterior Access Route	Exterior Accessible Route	1	WASHINGTON: The slopes of the exterior accessible route are not compliant.	East Loop Walk	State of Washington	WA Bldg Code 51-50 WAC 1101.2.1; 403.3	\$2,000
240672	Edith Moulton Park	Edith Moulton Park	Exterior Access Route	Exterior Accessible Route	1	WASHINGTON: The slopes of the exterior accessible route are not compliant. The accessible route does not have 80" vertical clearance.	South Loop Walk	State of Washington	WA Bldg Code 51-50 WAC 1101.2.1; 403.3	\$960
240673	Edith Moulton Park	Edith Moulton Park	Exterior Access Route	Exterior Accessible Route	1		West Loop Walk	ADA	307.4	\$200
240674	Edith Moulton Park	Edith Moulton Park	Exterior Access Route	Exterior Accessible Route	1		West Loop Walk	State of Washington	WA Bldg Code 51-50 WAC 1101.2.1; 403.3	\$1,200
240675	Edith Moulton Park	Edith Moulton Park	Exterior Access Route	Exterior Accessible Route	1	WASHINGTON: The slopes of the exterior accessible route are not compliant.	Walkway at Play Area	State of Washington	WA Bldg Code 51-50 WAC 1101.2.1; 403.3	\$250

Phase 4										
Id	Facility	Building	Assembly	Type	Barrier Priority	Detail	Location Description	ADA	Ref. Number	Total
240679	Edith Moulton Park	Edith Moulton Park	Exterior Access Route	Exterior Accessible Route	1	WASHINGTON: The slopes of the exterior accessible route are not compliant.	West Loop Walk	State of Washington	WA Bldg Code 51-50 WAC 1101.2.1; 403.3	\$7,200
240680	Edith Moulton Park	Edith Moulton Park	Exterior Access Route	Exterior Accessible Route	1	WASHINGTON: The slopes of the exterior accessible route are not compliant.	Southwest Entrance Walkway	State of Washington	WA Bldg Code 51-50 WAC 1101.2.1; 403.3	\$1,350
240681	Edith Moulton Park	Edith Moulton Park	Exterior Access Route	Exterior Accessible Route	1	WASHINGTON: The slopes of the exterior accessible route are not compliant.	Southwest Entrance Walkway	State of Washington	WA Bldg Code 51-50 WAC 1101.2.1; 403.3	\$540
240690	Edith Moulton Park	Edith Moulton Park	Exterior Access Route	Exterior Accessible Route	1	Signage indicating the accessible route to the amenity is not provided.	Walkway from 108th Ave NE to Dog Park	ADA	216.6	\$280
240691	Edith Moulton Park	Edith Moulton Park	Exterior Access Route	Exterior Accessible Route	1	WASHINGTON: The slopes of the exterior accessible route are not compliant.	Walkway from 108th Ave NE to Dog Park	State of Washington	WA Bldg Code 51-50 WAC 1101.2.1; 403.3	\$1,200
240693	Edith Moulton Park	Edith Moulton Park	Exterior Access Route	Exterior Accessible Route	1	WASHINGTON: An exterior accessible route is not provided.	Walkway from 108th Ave NE to Dog Park	State of Washington	WA Bldg Code 51-50 WAC 1101.2.1; 403.3	\$120
240694	Edith Moulton Park	Edith Moulton Park	Exterior Access Route	Exterior Accessible Route	1	WASHINGTON: The slopes of the exterior accessible route are not compliant.	Walkway from 108th Ave NE to Dog Park	State of Washington	WA Bldg Code 51-50 WAC 1101.2.1; 403.3	\$800
240695	Edith Moulton Park	Edith Moulton Park	Exterior Access Route	Exterior Accessible Route	1	WASHINGTON: The slopes of the exterior accessible route are not compliant.	Walkway from 108th Ave NE to Dog Park	State of Washington	WA Bldg Code 51-50 WAC 1101.2.1; 403.3	\$40,000
240696	Edith Moulton Park	Edith Moulton Park	Exterior Access Route	Exterior Accessible Route	1	The accessible route has areas of vertical level changes in excess of 1/4" that are not beveled or ramped.	Walkway from public right-of-way to Dog Park	ADA	303	\$0
240697	Edith Moulton Park	Edith Moulton Park	Exterior Access Route	Exterior Accessible Route	1	Signage indicating the accessible route to the amenity is not provided.	Walkway from public right-of-way to Dog Park	ADA	216.6	\$280
240698	Edith Moulton Park	Edith Moulton Park	Exterior Access Route	Exterior Accessible Route	1	The accessible route does not have 80" vertical clearance.	Walkway from public right-of-way to Dog Park	ADA	307.4	\$200
240699	Edith Moulton Park	Edith Moulton Park	Exterior Access Route	Exterior Accessible Route	1	WASHINGTON: The slopes of the exterior accessible route are not compliant.	Walkway from public right-of-way to Dog Park	State of Washington	WA Bldg Code 51-50 WAC 1101.2.1; 403.3	\$2,500
240700	Edith Moulton Park	Edith Moulton Park	Exterior Access Route	Exterior Accessible Route	1	WASHINGTON: An exterior accessible route is not provided.	Walkway from public right-of-way to Dog Park	State of Washington	WA Bldg Code 51-50 WAC 1101.2.1; 403.3	\$6,451
240701	Edith Moulton Park	Edith Moulton Park	Exterior Access Route	Exterior Accessible Route	1	Signage indicating the accessible route to the amenity is not provided.	Walkway from public right-of-way to Dog Park	ADA	216.6	\$280
240703	Edith Moulton Park	Edith Moulton Park	Entrance to Building	Building Entrance - Door	1	The maneuvering clearance at the accessible door is not level and clear.	Dog Park	ADA	305.2; 404.2	\$0
240656	Edith Moulton Park	Edith Moulton Park	Restroom	Restroom/Bathroom - Door	2	The swinging door does not have a smooth surface within 10" of the ground measured vertically on the push side extending the full width of the door.	Unisex Restroom (RR1)	ADA	404.2.10	\$200

Phase 4										
Id	Facility	Building	Assembly	Type	Barrier Priority	Detail	Location Description	ADA	Ref. Number	Total
240669	Edith Moulton Park	Edith Moulton Park	Site Furnishings	Trash Receptacle Without Operable Lid	2	A trash receptacle is not located on an accessible route and within reach range.	East Covered Picnic Area	ADA	228.1, 308	\$115
240676	Edith Moulton Park	Edith Moulton Park	Playground	Ground Surface-Fibar	2	The ground surface has not been inspected and maintained regularly.	Play Area	ADA	1008.2	\$500
240702	Edith Moulton Park	Edith Moulton Park	Exterior Access Route	Gate	2	The gate does not have a smooth surface within 10" of the ground.	Dog Park	ADA	404.2.10	\$320
240655	Edith Moulton Park	Edith Moulton Park	Restroom	Restroom/Bathroom - Door	3	The accessible door with door closer has a sweep period of less than 5 seconds from 90 degrees to a position 12 degrees from latch.	Unisex Restroom (RR1)	ADA	404.2.8	\$366
240657	Edith Moulton Park	Edith Moulton Park	Restroom	Restroom/Bathroom-Door	3	The push side of the door does not have the required maneuvering clearances.	Unisex Restroom (RR1)	ADA	404.2.4	\$100
240658	Edith Moulton Park	Edith Moulton Park	Restroom	Restroom/Bathroom - Lavatory	3	The lavatory is mounted higher than 34" to the higher of the rim or counter.	Unisex Restroom (RR1)	ADA	606.2 and 606.3	\$720
240660	Edith Moulton Park	Edith Moulton Park	Restroom	Restroom/Bathroom-Water Closet	3	The space between the grab bar and projecting objects below and at the ends of the bar is less than 1-1/2".	Unisex Restroom (RR1)	ADA	609.3	\$650
240652	Edith Moulton Park	Edith Moulton Park	Site Furnishings	Drinking Fountain/Water Cooler	4	A clear space is not positioned at the lower level drinking fountain for a forward approach and centered on the unit.	Drinking Fountain 1 (DF1)	ADA	602.2	\$5,600
240653	Edith Moulton Park	Edith Moulton Park	Site Furnishings	Drinking Fountain/Water Cooler	4	The spout and/or water flow of the lower level drinking fountain is not compliant.	Drinking Fountain 1 (DF1)	ADA	602.2, 602.5	\$8,000
240663	Edith Moulton Park	Edith Moulton Park	Picnic Area	Picnic Table	4	A compliant picnic table is not provided.	North Covered Picnic Area	ADA	902	\$1,300
253386	Kirkland Teen Union Building	EXTERIOR	Entrance to Building	Building Entrance - Door	1	The accessible door with door closer has a sweep period of less than 5 seconds from 90 degrees to a position 12 degrees from latch.	Main Entrance-West	ADA	404.2.8	\$732
253428	Kirkland Teen Union Building	EXTERIOR	Entrance to Building	Building Entrance - Door	1	The accessible door with door closer has a sweep period of less than 5 seconds from 90 degrees to a position 12 degrees from latch.	South Exit door	ADA	404.2.8	\$732
253429	Kirkland Teen Union Building	EXTERIOR	Entrance to Building	Building Entrance - Door	1	The maneuvering clearance at the accessible door is not level and clear.	Main Entrance-West	ADA	305.2; 404.2	\$1,250
253430	Kirkland Teen Union Building	EXTERIOR	Entrance to Building	Building Entrance - Door	1	The accessible door with door closer has a sweep period of less than 5 seconds from 90 degrees to a position 12 degrees from latch.	North Patio Door	ADA	404.2.8	\$366
253431	Kirkland Teen Union Building	EXTERIOR	Accessible Parking	Parking Space-Van	1	WASHINGTON: A van stall and access aisle are not marked and signage is not provided.	Parking Lot	State of Washington	WA Bldg Code 51-50 WAC 1101	\$1,400
253432	Kirkland Teen Union Building	EXTERIOR	Exterior Access Route	Exterior Accessible Route	1	WASHINGTON: The slopes of the exterior accessible route are not compliant.	Parking Lot	State of Washington	WA Bldg Code 51-50 WAC 1101.2.1; 403.3	\$991
253426	Kirkland Teen Union Building	EXTERIOR	Entrance to Building	Building Entrance - Door	2	The surface of the door within 10 inches of the finish floor or ground for the full width of the door on the push side is not smooth.	South Exit door	ADA	404.2.10	\$800

Phase 4										
Id	Facility	Building	Assembly	Type	Barrier Priority	Detail	Location Description	ADA	Ref. Number	Total
242899	Forbes Creek Park	Forbes Creek Park	Exterior Access Route	Curb Ramp	1	WASHINGTON: The slope of the curb ramp run is not compliant.	Curb Ramp 1 (CR1)	State of Washington	WA Bldg Code 51-50 WAC 1101.6; ADA 406; 405.2 thru 405.5; Table 405.2; 403.5.1	\$0
242900	Forbes Creek Park	Forbes Creek Park	Accessible Parking	Parking Space-Van	1	WASHINGTON: A van stall, access aisle, and signage are not provided and the slope and/or ground surface is/are not compliant.	On-Street Parking	State of Washington	WA Bldg Code 51-50 WAC 1101; ADA 502.4, 502.5	\$11,300
242901	Forbes Creek Park	Forbes Creek Park	Exterior Access Route	Curb Ramp	1	WASHINGTON: The curb ramp width is less than 44".	Curb Ramp 1 (CR1)	State of Washington	WA Bldg Code 51-50 WAC 1101.6.6; ADA 406; 405.2 thru 405.5; Table 405.2; 403.5.1	\$0
242902	Forbes Creek Park	Forbes Creek Park	Exterior Access Route	Curb Ramp	1	The curb ramp surface has vertical height changes greater than 1/4" that are not ramped. The counter slopes of adjoining gutters and streets at the curb ramp are greater than 1:20 (5%).	Curb Ramp 1 (CR1)	ADA	303, 403.4	\$0
242903	Forbes Creek Park	Forbes Creek Park	Exterior Access Route	Curb Ramp	1		Curb Ramp 1 (CR1)	ADA	406.2	\$0
242905	Forbes Creek Park	Forbes Creek Park	Exterior Access Route	Exterior Accessible Route	1	WASHINGTON: The slopes of the exterior accessible route are not compliant.	Walkway to Play Area	State of Washington	WA Bldg Code 51-50 WAC 1101.2.1; 403.3	\$4,360
242906	Forbes Creek Park	Forbes Creek Park	Exterior Access Route	Exterior Accessible Route	1	WASHINGTON: The slopes of the exterior accessible route are not compliant.	Walkway to Play Area	State of Washington	WA Bldg Code 51-50 WAC 1101.2.1; 403.3	\$1,586
242908	Forbes Creek Park	Forbes Creek Park	Exterior Access Route	Exterior Accessible Route	1	WASHINGTON: An exterior accessible route is not provided.	Picnic Table at Play Area	State of Washington	WA Bldg Code 51-50 WAC 1101.2.1; 403.3	\$179
242909	Forbes Creek Park	Forbes Creek Park	Exterior Access Route	Exterior Accessible Route	1	WASHINGTON: An exterior accessible route is not provided.	Play Area	State of Washington	WA Bldg Code 51-50 WAC 1101.2.1; 403.3	\$36
242913	Forbes Creek Park	Forbes Creek Park	Exterior Access Route	Exterior Accessible Route	1	WASHINGTON: The slopes of the exterior accessible route are not compliant.	Walkway to Basketball/Tennis Courts	State of Washington	WA Bldg Code 51-50 WAC 1101.2.1; 403.3	\$8,919
242914	Forbes Creek Park	Forbes Creek Park	Exterior Access Route	Exterior Accessible Route	1	WASHINGTON: The slopes of the exterior accessible route are not compliant.	Walkway to Tennis Courts	State of Washington	WA Bldg Code 51-50 WAC 1101.2.1; 403.3	\$2,973
242915	Forbes Creek Park	Forbes Creek Park	Exterior Access Route	Exterior Accessible Route	1	Sidewalk has areas of vertical level changes in excess of 1/4" that are not ramped.	Walkway to Tennis Courts	ADA	303	\$238
242917	Forbes Creek Park	Forbes Creek Park	Exterior Access Route	Exterior Accessible Route	1	WASHINGTON: An exterior accessible route is not provided.	Walkway to Tennis Courts	State of Washington	WA Bldg Code 51-50 WAC 1101.2.1; 403.3	\$108

Phase 4										
Id	Facility	Building	Assembly	Type	Barrier Priority	Detail	Location Description	ADA	Ref. Number	Total
242918	Forbes Creek Park	Forbes Creek Park	Entrance to Building	Building Entrance - Door	1	The hardware at the accessible door (including sliding doors - both sides) requires tight grasping, pinching or twisting of the wrist to operate OR is mounted below 34" or above 48".	Tennis Courts	ADA	309, 404.2.7	\$676
242920	Forbes Creek Park	Forbes Creek Park	Exterior Access Route	Gate	1	The gate maneuvering clearance area is not compliant.	Tennis Courts	ADA	404; 404.2.3, 404.2.4	\$568
242921	Forbes Creek Park	Forbes Creek Park	Exterior Access Route	Exterior Accessible Route	1	WASHINGTON: The slopes of the exterior accessible route are not compliant. Sidewalk has areas of vertical level changes in excess of 1/4" that are not ramped.	Walkway to Basketball Court	State of Washington	WA Bldg Code 51-50 WAC 1101.2.1; 403.3	\$1,982
242922	Forbes Creek Park	Forbes Creek Park	Exterior Access Route	Exterior Accessible Route	1	One of each type of ground level component is not on an accessible route.	Walkway to Basketball Court	ADA	303	\$238
242910	Forbes Creek Park	Forbes Creek Park	Playground	Play Component	2	The ground surface has not been inspected and maintained regularly.	Play Area	ADA	240.2.1.1	\$0
242911	Forbes Creek Park	Forbes Creek Park	Playground	Ground Surface-Fibar	2		Play Area	ADA	1008.2	\$900
242912	Forbes Creek Park	Forbes Creek Park	Playground	Transfer System	2	A transfer space is not provided at the platform. The gate does not have a smooth surface within 10" of the ground.	Play Area	ADA	1008.3.1.3	\$0
242919	Forbes Creek Park	Forbes Creek Park	Exterior Access Route	Gate	2		Tennis Courts	ADA	404.2.10	\$160
242907	Forbes Creek Park	Forbes Creek Park	Picnic Area	Picnic Table	4	A compliant picnic table is not provided.	Picnic Table at Play Area	ADA	902	\$1,300
243938	Forbes Lake Park	Forbes Lake Park	Exterior Access Route	Exterior Accessible Route	1	WASHINGTON: An exterior accessible route is not provided.	Walkway to Park	State of Washington	WA Bldg Code 51-50 WAC 1101.2.1; 403.3	\$25,088
243939	Forbes Lake Park	Forbes Lake Park	Accessible Parking	Parking Space - Van	1	WASHINGTON: A van stall, access aisle, and signage are not provided and the slope and/or ground surface is/are not compliant.	Parking	State of Washington	WA Bldg Code 51-50 WAC 1101; ADA 502.4, 502.5	\$11,300
239123	Peter Kirk Park	General Site	Accessible Parking	Parking Space - Van	1	WASHINGTON: A van stall, access aisle, and signage are not provided and the slope and/or ground surface is/are not compliant.	Parking Lot 1	State of Washington	WA Bldg Code 51-50 WAC 1101; ADA 502.4, 502.5	\$11,300
239124	Peter Kirk Park	General Site	Exterior Access Route	Curb Ramp	1	A compliant parallel curb ramp is not provided.	Curb Ramp CR1	ADA	304, 406	\$1,750
239125	Peter Kirk Park	General Site	Exterior Access Route	Exterior Accessible Route	1	WASHINGTON: The slopes of the exterior accessible route are not compliant.	Walkway W1	State of Washington	50 WAC 1101.2.1; 403.3	\$1,982
239126	Peter Kirk Park	General Site	Exterior Access Route	Ramp	1	WASHINGTON: The clear width of the ramp is less than 44".	Ramp R1	State of Washington	WA Bldg Code 51-50 WAC 1101.2.1; ADA 406; 405.2 thru 405.5; Table 405.2; 403.5.1	\$6,620
239128	Peter Kirk Park	General Site	Accessible Parking	Parking Space - Car	1	The slope of the parking space is greater than 1:50 (2%).	Parking Lot 2 - Stall P1	ADA	502.4	\$6,300

Phase 4										
Id	Facility	Building	Assembly	Type	Barrier Priority	Detail	Location Description	ADA	Ref. Number	Total
239129	Peter Kirk Park	General Site	Accessible Parking	Parking Space - Car	1	WASHINGTON: Signage is not located at the required height for the standard accessible space or access aisle.	Parking Lot 2 - Stall P1	ADA	502.6; WA Bldg Code 51-50 WAC 1101.2.6	\$280
239130	Peter Kirk Park	General Site	Accessible Parking	Parking Space - Car	1	WASHINGTON: The car access aisle signage is not compliant or not provided.	Parking Lot 2 - Aisle Between P1 & P2	State of Washington	WA Bldg Code 51-50 WAC 1101	\$280
239131	Peter Kirk Park	General Site	Accessible Parking	Parking Space - Car	1	The access aisle slope is greater than 1:50 (2%).	Parking Lot 2 - Aisle Between P1 & P2	ADA	502.4	\$5,000
239132	Peter Kirk Park	General Site	Accessible Parking	Parking Space - Car	1	The slope of the parking space is greater than 1:50 (2%).	Parking Lot 2 - Stall P2	ADA	502.4	\$6,300
239133	Peter Kirk Park	General Site	Accessible Parking	Parking Space - Car	1	WASHINGTON: Signage is not located at the required height for the standard accessible space or access aisle.	Parking Lot 2 - Stall P2	ADA	502.6; WA Bldg Code 51-50 WAC 1101.2.6	\$280
239134	Peter Kirk Park	General Site	Accessible Parking	Parking Space - Car	1	WASHINGTON: The car access aisle signage is not compliant or not provided.	Parking Lot 2 - Aisle Adjacent to P2	State of Washington	WA Bldg Code 51-50 WAC 1101	\$280
239135	Peter Kirk Park	General Site	Accessible Parking	Parking Space - Car	1	The access aisle slope is greater than 1:50 (2%).	Parking Lot 2 - Aisle Adjacent to P2	ADA	502.4	\$5,000
239136	Peter Kirk Park	General Site	Exterior Access Route	Exterior Accessible Route	1	Sidewalk has areas of vertical level changes in excess of 1/4" that are not ramped.	Walkway W2	ADA	303	\$198
239137	Peter Kirk Park	General Site	Accessible Parking	Parking Space - Car	1	The slope of the parking space is greater than 1:50 (2%).	Parking Lot 2 - Stall P3	ADA	502.4	\$6,300
239138	Peter Kirk Park	General Site	Accessible Parking	Parking Space - Van	1	The access aisle slope is greater than 1:50 (2%).	Parking Lot 2 - Aisle Between P3 & P4	ADA	502.4	\$5,000
239139	Peter Kirk Park	General Site	Accessible Parking	Parking Space - Van	1	WASHINGTON: The van access aisle signage is not compliant or not provided.	Parking Lot 2 - Aisle Between P3 & P4	State of Washington	WA Bldg Code 51-50 WAC 1101	\$280
239140	Peter Kirk Park	General Site	Accessible Parking	Parking Space - Van	1	The parking space slope is greater than 1:50 (2%).	Parking Lot 2 - Stall P4	ADA	502.4	\$6,300
239141	Peter Kirk Park	General Site	Exterior Access Route	Curb Ramp	1	A curb ramp is not provided where the accessible route crosses a curb.	Parking Lot 2 - Aisle Between P3 & P4	ADA	406.2	\$1,750
239142	Peter Kirk Park	General Site	Exterior Access Route	Curb Ramp	1	The curb ramp landing is not level. The slope of the curb ramp landing exceeds the maximum allowable 1:48 (2.08%).	Curb Ramp CR2	ADA	304; 406.4	\$1,289
239143	Peter Kirk Park	General Site	Exterior Access Route	Ramp	1	The ramp does not have a level landing at the top and/or bottom of each run.	Ramp R2	ADA	405.7; 405.8; 405.9	\$3,490
239144	Peter Kirk Park	General Site	Entrance to Building	Building Entrance - Door	1	The maneuvering clearance at the accessible door is not level and clear.	Community Center Entrance ENT1	ADA	305.2; 404.2	\$1,250
239145	Peter Kirk Park	General Site	Exterior Access Route	Ramp	1	Handrails are not continuous and at a consistent height above ramp surface.	Ramp R3	ADA	505.3, 505.4	\$163
239146	Peter Kirk Park	General Site	Exterior Access Route	Exterior Accessible Route	1	The accessible route has areas of vertical level changes in excess of 1/4" that are not beveled or ramped.	Ramp R3	ADA	303	\$99
239147	Peter Kirk Park	General Site	Exterior Access Route	Exterior Accessible Route	1	WASHINGTON: The slopes of the exterior accessible route are not compliant.	Walkway W3	State of Washington	WA Bldg Code 51-50 WAC 1101.2.1; 403.3	\$13,081
239148	Peter Kirk Park	General Site	Exterior Access Route	Curb Ramp	1	A compliant parallel curb ramp is not provided.	Curb Ramp CR3	ADA	304, 406	\$1,750



Phase 4										
Id	Facility	Building	Assembly	Type	Barrier Priority	Detail	Location Description	ADA	Ref. Number	Total
239149	Peter Kirk Park	General Site	Accessible Parking	Parking Space - Car	1	The slope of the parking space is greater than 1:50 (2%).	Parking Lot 2 - Stall P5	ADA	502.4	\$6,300
239150	Peter Kirk Park	General Site	Accessible Parking	Parking Space - Car	1	The access aisle slope is greater than 1:50 (2%).	Parking Lot 2 - Aisle Adjacent to P5	ADA	502.4	\$5,000
239152	Peter Kirk Park	General Site	Exterior Access Route	Stairs	1	Handrails are not compliant or are not provided.	Stair ST1	ADA	505	\$1,304
239153	Peter Kirk Park	General Site	Exterior Access Route	Curb Ramp	1	WASHINGTON: The slope of the curb ramp run is not compliant.	Curb Ramp CR4	State of Washington	WA Bldg Code 51-50 WAC 1101.6; ADA 406; 405.2 thru 405.5; Table 405.2; 403.5.1	\$1,750
239154	Peter Kirk Park	General Site	Exterior Access Route	Curb Ramp	1	WASHINGTON: The slope of the curb ramp run is not compliant.	Curb Ramp CR5	State of Washington	WA Bldg Code 51-50 WAC 1101.6; ADA 406; 405.2 thru 405.5; Table 405.2; 403.5.1	\$1,750
239155	Peter Kirk Park	General Site	Exterior Access Route	Exterior Accessible Route	1	Sidewalk has areas of vertical level changes in excess of 1/4" that are not ramped.	Walkway W4	ADA	303	\$198
239156	Peter Kirk Park	General Site	Exterior Access Route	Exterior Accessible Route	1	WASHINGTON: The slopes of the exterior accessible route are not compliant.	Walkway W4	State of Washington	WA Bldg Code 51-50 WAC 1101.2.1; 403.3	\$3,568
239157	Peter Kirk Park	General Site	Exterior Access Route	Exterior Accessible Route	1	WASHINGTON: The slopes of the exterior accessible route are not compliant.	Crosswalk CR3 to CR5	State of Washington	WA Bldg Code 51-50 WAC 1101.2.1; 403.3	\$1,000
244337	Peter Kirk Park	General Site	Accessible Parking	Parking Spaces-General	1	The minimum number of accessible parking spaces is not provided.	Parking Lot 1	ADA	208.2	\$0
239151	Peter Kirk Park	General Site	Exterior Access Route	Stairs	3	WASHINGTON: The stair treads do not have visual contrast of dark-on-light or light-on-dark on the leading 2" of the tread from the remaining portion of the tread surface.	Stair ST1	IBC	2009 ANSI A117.1-504.5.1	\$70
253388	Kirkland Teen Union Building	INTERIOR	Interior Access Route	Ramp	1	The ramp running slope exceeds 1:12 (8.33%).	Ramp R1	ADA	405.2	\$15,888
253389	Kirkland Teen Union Building	INTERIOR	Interior Access Route	Ramp	1	Landings are not provided at the top and bottom of each ramp run.	Ramp R1	ADA	405.9; 405.10	\$0
253390	Kirkland Teen Union Building	INTERIOR	Interior Access Route	Ramp	1	Handrails are not continuous or are not at a continuous height above the ramp surface.	Ramp R1	ADA	505.3 and 505.4	\$326
253391	Kirkland Teen Union Building	INTERIOR	Interior Access Route	Ramp	1	A ramp is required but not provided.	Ramp R2 - Stage	ADA	405, 505	\$16,550
253392	Kirkland Teen Union Building	INTERIOR	Interior Access Route	Stairs	1	Handrails are not compliant.	Stairs ST1	ADA	505	\$2,934

Phase 4										
Id	Facility	Building	Assembly	Type	Barrier Priority	Detail	Location Description	ADA	Ref. Number	Total
253414	Kirkland Teen Union Building	INTERIOR	Restroom	Protruding Object	1	Protruding objects in the 27" to 80" range above finished floor protrude more than 4" into the circulation path along the interior accessible route.	Women's Restroom	ADA	307.2	\$728
253393	Kirkland Teen Union Building	INTERIOR	Common Areas	Reach Range	2	Items that require a forward reach motion require more than 48" height reach.	Stage Area	ADA	308	\$500
253416	Kirkland Teen Union Building	INTERIOR	Interior Access Route	Reach Range	2	##### The accessible sink is not installed with the front of the higher of the rim or counter surface 34" maximum above finished floor.	Reception Area	ADA	308, 309	\$500
253420	Kirkland Teen Union Building	INTERIOR	Kitchen	Sink	2		Kitchen	ADA	606.3	\$720
253422	Kirkland Teen Union Building	INTERIOR	Exterior Access Route	Reach Range	2	#####	Kitchen	ADA	308, 309	\$200
253423	Kirkland Teen Union Building	INTERIOR	Exterior Access Route	Reach Range	2	#####	Kitchen	ADA	308, 309	\$200
253424	Kirkland Teen Union Building	INTERIOR	Common Areas	Work Surface	2	The work surface height is not compliant. Knee and toe clearances are not provided.	Art Room	ADA	306, 902.1, 902.2, 902.3, 902.4	\$600
253425	Kirkland Teen Union Building	INTERIOR	Interior Access Route	Sink	2	The sink rim is higher than 34", and does not have knee and toe clearance (does not apply to mop basins, utility sinks, or bar sinks).	Art Room	ADA	306.2 and 606.3	\$720
253385	Kirkland Teen Union Building	INTERIOR	Restroom	Restroom/Bathroom - Signage	3	The restroom does not have compliant signage at the door with the International Symbol of Accessibility, raised characters, and Braille.	Men's Restroom	ADA	216.2, 703.1, 703.2, 703.5, 703.6	\$55
253394	Kirkland Teen Union Building	INTERIOR	Restroom	Restroom/Bathroom - Door	3	The accessible door with door closer has a sweep period of less than 5 seconds from 90 degrees to a position 12 degrees from latch.	Men's Restroom	ADA	404.2.8	\$366
253395	Kirkland Teen Union Building	INTERIOR	Restroom	Restroom/Bathroom - Door	3	The force required to open the interior, hinged, non-fire door is more than 5 pounds.	Men's Restroom	ADA	404.2.9	\$0
253396	Kirkland Teen Union Building	INTERIOR	Restroom	Restroom/Bathroom - Lavatory	3	The lavatory is mounted higher than 34" to the higher of the rim or counter.	Men's Restroom	ADA	606.2 and 606.3	\$720
253397	Kirkland Teen Union Building	INTERIOR	Restroom	Restroom/Bathroom - Lavatory	3	The lavatory faucet hardware is not compliant. The mirror is mounted higher than 40" above finish floor to the bottom of the reflective surface, where it is installed above a lavatory or counter.	Men's Restroom	ADA	606.4; 309	\$555
253398	Kirkland Teen Union Building	INTERIOR	Restroom	Restroom/Bathroom - Mirror	3		Men's Restroom	ADA	213.3.5; 603.3	\$200
253399	Kirkland Teen Union Building	INTERIOR	Restroom	Restroom/Bathroom - Urinal	3	The urinal dimensions are not compliant. The flush control is located on the closed side and is more than 48" high, for an obstructed forward reach range of maximum 20" horizontally.	Men's Restroom	ADA	605.2	\$935
253400	Kirkland Teen Union Building	INTERIOR	Restroom	Restroom/Bathroom - Urinal	3		Men's Restroom	ADA	605.4; 309	\$313

Phase 4										
Id	Facility	Building	Assembly	Type	Barrier Priority	Detail	Location Description	ADA	Ref. Number	Total
253401	Kirkland Teen Union Building	INTERIOR	Restroom	Restroom/Bathroom - Toilet Stall	3	The wheelchair stall door is not self-closing.	Men's Restroom	ADA	604.8.1.2	\$293
253402	Kirkland Teen Union Building	INTERIOR	Restroom	Restroom/Bathroom - Water Closet	3	WASHINGTON: The toilet paper dispenser location is not compliant.	Men's Restroom	State of Washington	ADA 604.7, 609.3; 2009 ANSI A117.1-604.7	\$293
253404	Kirkland Teen Union Building	INTERIOR	Restroom	Restroom/Bathroom - Water Closet	3	The centerline of the toilet in the wheelchair stall is not 16" minimum to 18" maximum from the sidewall.	Men's Restroom	ADA	604.2	\$630
253405	Kirkland Teen Union Building	INTERIOR	Restroom	Restroom/Bathroom - Signage	3	The restroom does not have compliant signage at the door with the International Symbol of Accessibility, raised characters, and Braille.	Women's Restroom	ADA	216.2, 703.1, 703.2, 703.5, 703.6	\$55
253406	Kirkland Teen Union Building	INTERIOR	Restroom	Restroom/Bathroom - Door	3	The accessible door with door closer has a sweep period of less than 5 seconds from 90 degrees to a position 12 degrees from latch.	Women's Restroom	ADA	404.2.8	\$366
253407	Kirkland Teen Union Building	INTERIOR	Restroom	Restroom/Bathroom - Door	3	The force required to open the interior, hinged, non-fire door is more than 5 pounds.	Women's Restroom	ADA	404.2.9	\$0
253409	Kirkland Teen Union Building	INTERIOR	Restroom	Restroom/Bathroom - Lavatory	3	The lavatory is mounted higher than 34" to the higher of the rim or counter.	Women's Restroom	ADA	606.2 and 606.3	\$720
253410	Kirkland Teen Union Building	INTERIOR	Restroom	Restroom/Bathroom - Mirror	3	The mirror is mounted higher than 40" above finish floor to the bottom of the reflective surface, where it is installed above a lavatory or counter.	Women's Restroom	ADA	213.3.5; 603.3	\$200
253411	Kirkland Teen Union Building	INTERIOR	Restroom	Restroom/Bathroom - Toilet Stall	3	The wheelchair stall with a floor mounted water closet, in a multi-stall restroom, is less than 60" wide and 59" deep.	Women's Restroom	ADA	604.8.1.1	\$1,368
253412	Kirkland Teen Union Building	INTERIOR	Restroom	Restroom/Bathroom - Coat Hook	3	The coat hook is not within an allowable reach range.	Women's Restroom	ADA	308	\$115
253415	Kirkland Teen Union Building	INTERIOR	Common Areas	Drinking Fountain/Water Cooler	4	A clear space is not positioned at the lower level drinking fountain for a forward approach and centered on the unit.	Corridor-Adjacent to the Restrooms	ADA	602.2	\$0
253417	Kirkland Teen Union Building	INTERIOR	Kitchen	Kitchen- Counter In Publicly Used Kitchens	4	A minimum 30" wide section of the counter is not a minimum height of 28" and maximum height of 34" with knee and toe clearance.	Kitchen	ADA	902	\$15,880
239072	Peter Kirk Park	Peter Kirk Community Center	Interior Access Route	Door	1	The opening force required to open the accessible, hinged, non-fire door is more than 5 pounds.	Community Center Meeting Room	ADA	404.2.9	\$366
239073	Peter Kirk Park	Peter Kirk Community Center	Interior Access Route	Door	1	The accessible door with door closer has a sweep period of less than 5 seconds from 90 degrees to a position 12 degrees from latch.	Community Center Meeting Room	ADA	404.2.8	\$0
239098	Peter Kirk Park	Peter Kirk Community Center	Interior Access Route	Interior Accessible Route	1	The interior accessible route has less than 36" clear width.	Community Center Kitchenette/Dining	ADA	403.5.1 thru 403.5.3	\$3,600
239104	Peter Kirk Park	Peter Kirk Community Center	Interior Access Route	Stairs	1	Steps do not have uniform and compliant riser heights and/or tread depths.	Community Center Stage	ADA	504.2	\$3,060

Phase 4										
Id	Facility	Building	Assembly	Type	Barrier Priority	Detail	Location Description	ADA	Ref. Number	Total
239105	Peter Kirk Park	Peter Kirk Community Center	Interior Access Route	Stairs	1	Handrails are not compliant.	Community Center Stage	ADA	505	\$978
239106	Peter Kirk Park	Peter Kirk Community Center	Interior Access Route	Ramp	1	Handrails do not extend 12" horizontally beyond the top and bottom of ramp runs above the landing surface.	Community Center Stage	ADA	505.10.1	\$700
239107	Peter Kirk Park	Peter Kirk Community Center	Common Areas	Assembly Area	1	A direct accessible route is not provided from the assembly seating area to a performance area.	Community Center Stage	ADA	206.2.6	\$793
239074	Peter Kirk Park	Peter Kirk Community Center	Common Areas	Reach Range	2	At least one each of shelves, clothes rod, drawer, hook, closets or cabinets are not within reach range.	Community Center Meeting Room	ADA	225.2	\$400
239075	Peter Kirk Park	Peter Kirk Community Center	Common Areas	Sink	2	The sink rim is higher than 34", and does not have knee and toe clearance (does not apply to mop basins, utility sinks, or bar sinks).	Community Center Meeting Room	ADA	306.2 and 606.3	\$720
239076	Peter Kirk Park	Peter Kirk Community Center	Interior Access Route	Door	2	Tactile means of egress signage is not provided at the latch side of the door. (Applies to designated egress stairways, exit doors, areas of refuge)	Community Center Throughout Building	ADA	216.4, 703	\$385
239084	Peter Kirk Park	Peter Kirk Community Center	Restroom	Protruding Object	2	The restroom circulation path is not free of objects protruding more than 4" from wall in the space between 27" and 80" height above finish floor.	Community Center Women's Restroom	ADA	307.2	\$200
239093	Peter Kirk Park	Peter Kirk Community Center	Interior Access Route	Signage	2	The existing signage is not mounted at the latch side of the door or at a compliant height.	Community Center Throughout Building	ADA	703.4	\$1,430
239094	Peter Kirk Park	Peter Kirk Community Center	Common Areas	Counter	2	The sales or service counter does not have an accessible portion with maximum 36" height surface above finish floor or ground.	Community Center Reception Counter	ADA	904.4	\$1,805
239095	Peter Kirk Park	Peter Kirk Community Center	Common Areas	Dining And Work Surface	2	The dining or work surface does not have a minimum 28" and maximum 34" height with knee and toe clearance.	Community Center Kitchenette/Dining	ADA	902.3	\$2,382
239096	Peter Kirk Park	Peter Kirk Community Center	Common Areas	Sink	2	The sink rim is higher than 34", and does not have knee and toe clearance (does not apply to mop basins, utility sinks, or bar sinks).	Community Center Kitchenette/Dining	ADA	306.2 and 606.3	\$720
239097	Peter Kirk Park	Peter Kirk Community Center	Common Areas	Reach Range	2	Items requiring an unobstructed side reach motion are higher than 48" maximum and/or lower than 15" minimum height above finish floor.	Community Center Reception/Information Area	ADA	308, 309	\$250
239100	Peter Kirk Park	Peter Kirk Community Center	Common Areas	Sink	2	The sink rim is higher than 34", and does not have knee and toe clearance (does not apply to mop basins, utility sinks, or bar sinks).	Community Center Activity Room 3	ADA	306.2 and 606.3	\$720
239101	Peter Kirk Park	Peter Kirk Community Center	Common Areas	Sink	2	The sink rim is higher than 34", and does not have knee and toe clearance (does not apply to mop basins, utility sinks, or bar sinks).	Community Center Activity Room 4	ADA	306.2 and 606.3	\$720

Phase 4										
Id	Facility	Building	Assembly	Type	Barrier Priority	Detail	Location Description	ADA	Ref. Number	Total
239108	Peter Kirk Park	Peter Kirk Community Center	Common Areas	Assembly Area	2	An assistive listening system is required, but not provided.	Community Center Stage	ADA	216.10; 219; 706	\$250
239109	Peter Kirk Park	Peter Kirk Community Center	Common Areas	Service Counter	2	##### At least one each of shelves, clothes rod, drawer, hook, closets or cabinets are not within reach range.	Community Center Kitchen	ADA	904.4	\$1,805
239111	Peter Kirk Park	Peter Kirk Community Center	Common Areas	Reach Range	2	The restroom circulation path is not free of objects protruding more than 4" from wall in the space between 27" and 80" height above finish floor.	Community Center Reception Area	ADA	225.2	\$400
239114	Peter Kirk Park	Peter Kirk Community Center	Restroom	Protruding Object	2	The dining or work surface does not have a minimum 28" and maximum 34" height with knee and toe clearance.	Community Center Employee Unisex Restroom	ADA	307.2	\$200
240050	Peter Kirk Park	Peter Kirk Community Center	Common Areas	Dining And Work Surface	2	The restroom circulation path is not free of objects protruding more than 4" from wall in the space between 27" and 80" height above finish floor.	Community Center Meeting Room	ADA	902.3	\$2,382
240053	Peter Kirk Park	Peter Kirk Community Center	Restroom	Protruding Object	2	The restroom circulation path is not free of objects protruding more than 4" from wall in the space between 27" and 80" height above finish floor.	Community Center Men's & Women's Restroom	ADA	307.2	\$0
240056	Peter Kirk Park	Peter Kirk Community Center	Restroom	Protruding Object	2	The dining or work surface does not have a minimum 28" and maximum 34" height with knee and toe clearance.	Community Center Men's & Women's Restroom	ADA	307.2	\$0
240057	Peter Kirk Park	Peter Kirk Community Center	Common Areas	Dining And Work Surface	2	The dining or work surface does not have a minimum 28" and maximum 34" height with knee and toe clearance.	Community Center Kitchenette/Dining	ADA	902.3	\$2,382
240058	Peter Kirk Park	Peter Kirk Community Center	Common Areas	Dining And Work Surface	2	The dining or work surface does not have a minimum 28" and maximum 34" height with knee and toe clearance.	Community Center Activity Room 3	ADA	902.3	\$2,382
240059	Peter Kirk Park	Peter Kirk Community Center	Common Areas	Dining And Work Surface	2	The dining or work surface does not have a minimum 28" and maximum 34" height with knee and toe clearance.	Community Center Activity Room 4	ADA	902.3	\$2,382
239078	Peter Kirk Park	Peter Kirk Community Center	Restroom	Restroom/Bathroom - Signage	3	The provided signage is not mounted at the latch side of the door or at a compliant height.	Community Center Men's & Women's Restroom	ADA	216.2,703.1, 703.2, 703.5	\$110
239080	Peter Kirk Park	Peter Kirk Community Center	Restroom	Restroom/Bathroom - Door	3	The door has less than 32" clear width.	Community Center Men's & Women's Restroom	ADA	404.2.3	\$2,248
239081	Peter Kirk Park	Peter Kirk Community Center	Restroom	Controls And Dispensers	3	The height of controls are not compliant.	Community Center Men's & Women's Restroom	ADA	606.1; 309.3	\$400
239082	Peter Kirk Park	Peter Kirk Community Center	Restroom	Restroom/Bathroom - Lavatory	3	Pipes are not insulated.	Community Center Men's & Women's Restroom	ADA	606.5	\$130
239083	Peter Kirk Park	Peter Kirk Community Center	Restroom	Controls And Dispensers	3	The height of controls are not compliant.	Community Center Men's & Women's Restroom	ADA	606.1; 309.3	\$400
239085	Peter Kirk Park	Peter Kirk Community Center	Restroom	Restroom/Bathroom - Coat Hook	3	The coat hook is not within an allowable reach range.	Community Center Men's & Women's Restroom	ADA	308	\$230

Phase 4										
Id	Facility	Building	Assembly	Type	Barrier Priority	Detail	Location Description	ADA	Ref. Number	Total
239086	Peter Kirk Park	Peter Kirk Community Center	Restroom	Restroom/Bathroom - Toilet Stall	3	WASHINGTON: A vertical side grab bar is not present in the wheelchair stall.	Community Center Men's & Women's Restroom	ANSI A117.1	2009 ANSI A117.1-604.5.1 and A117.1-604.9.6	\$710
239087	Peter Kirk Park	Peter Kirk Community Center	Restroom	Restroom/Bathroom - Toilet Stall	3	The wheelchair stall with a floor mounted water closet, in a multi-stall restroom, is less than 60" wide and 59" deep.	Community Center Women's Restroom	ADA	604.8.1.1	\$1,368
239088	Peter Kirk Park	Peter Kirk Community Center	Restroom	Restroom/Bathroom - Toilet Stall	3	The side grab bar is not compliant in the wheelchair stall.	Community Center Men's & Women's Restroom	ADA	604.5.1; 604.8.1.5	\$710
239089	Peter Kirk Park	Peter Kirk Community Center	Restroom	Restroom/Bathroom - Water Closet	3	The space between the grab bar and projecting objects above the grab bar is less than 12" minimum.	Community Center Men's & Women's Restroom	ADA	609.3	\$200
239091	Peter Kirk Park	Peter Kirk Community Center	Restroom	Restroom/Bathroom - Toilet Stall	3	The hardware at the wheelchair stall door is not compliant.	Community Center Men's & Women's Restroom	ADA	309, 404.2.7, 604.8.1.2	\$586
239092	Peter Kirk Park	Peter Kirk Community Center	Restroom	Restroom/Bathroom - Toilet Stall	3	The wheelchair stall door is not self closing.	Community Center Men's & Women's Restroom	ADA	604.8.1.2	\$586
239112	Peter Kirk Park	Peter Kirk Community Center	Restroom	Restroom/Bathroom - Signage	3	The provided signage is not mounted at the latch side of the door or at a compliant height.	Community Center Employee Unisex Restroom	ADA	216.2,703.1, 703.2, 703.5	\$55
239113	Peter Kirk Park	Peter Kirk Community Center	Restroom	Restroom/Bathroom - Door	3	The force required to open the interior, hinged, non-fire door is more than 5 pounds.	Community Center Employee Unisex Restroom	ADA	404.2.9	\$366
239115	Peter Kirk Park	Peter Kirk Community Center	Restroom	Restroom/Bathroom - Lavatory	3	Pipes are not insulated.	Community Center Employee Unisex Restroom	ADA	606.5	\$65
239116	Peter Kirk Park	Peter Kirk Community Center	Restroom	Restroom/Bathroom - Water Closet	3	WASHINGTON: The toilet paper dispenser location is not compliant.	Community Center Employee Unisex Restroom	State of Washington	ADA 604.7, 609.3; 2009 ANSI A117.1-604.7	\$293
239117	Peter Kirk Park	Peter Kirk Community Center	Restroom	Restroom/Bathroom - Water Closet	3	The flush control is located on the closed side and/or is not within reach range.	Community Center Employee Unisex Restroom	ADA	604.6	\$313
239118	Peter Kirk Park	Peter Kirk Community Center	Restroom	Restroom/Bathroom - Water Closet	3	The height of the water closet is not 17" minimum to 19" maximum above finished floor.	Community Center Employee Unisex Restroom	ADA	604.4	\$630
239119	Peter Kirk Park	Peter Kirk Community Center	Restroom	Restroom/Bathroom - Water Closet	3	The water closet in a single user / unisex restroom does not have the required clearance.	Community Center Employee Unisex Restroom	ADA	604	\$1,368
239120	Peter Kirk Park	Peter Kirk Community Center	Restroom	Restroom/Bathroom - Water Closet	3	The grab bars at the water closet are not compliant.	Community Center Employee Unisex Restroom	ADA	604.5.2	\$710
239122	Peter Kirk Park	Peter Kirk Community Center	Restroom	Restroom/Bathroom - Door	3	The pull side of the accessible door does not have the required maneuvering clearances.	Community Center Employee Unisex Restroom	ADA	404.2; Table 404.2.4.1	\$1,250
240060	Peter Kirk Park	Peter Kirk Community Center	Restroom	Restroom/Bathroom-Toilet Stall	3	WASHINGTON: A vertical side grab bar is not present in the wheelchair stall.	Community Center Employee Unisex Restroom	ANSI A117.1	2009 ANSI A117.1-604.5.1 and A117.1-604.9.6	\$355

Phase 4										
Id	Facility	Building	Assembly	Type	Barrier Priority	Detail	Location Description	ADA	Ref. Number	Total
239077	Peter Kirk Park	Peter Kirk Community Center	Interior Access Route	Drinking Fountain/Water Cooler	4	The minimum number of drinking fountains is not provided. If the minimum number is provided, two levels or a hi-lo are not provided. If more than 2 are provided, less than 50% are high or less than 50% are low.	Community Center Entrance Lobby	ADA	211.1; 211.2; 602; 309	\$5,440
239102	Peter Kirk Park	Peter Kirk Community Center	Common Areas	Controls And Dispensers	4	Controls and/or dispensers are not within an allowable reach range.	Community Center Activity Room 3 & 4	ADA	606.1; 308	\$2,196
239103	Peter Kirk Park	Peter Kirk Community Center	Common Areas	Controls And Dispensers	4	Controls and/or dispensers are not within an allowable reach range.	Community Center Throughout Building	ADA	606.1; 308	\$7,686
239110	Peter Kirk Park	Peter Kirk Community Center	Common Areas	Controls And Dispensers	4	Controls and/or dispensers are not within an allowable reach range.	Community Center Kitchen	ADA	606.1; 308	\$1,098
239158	Peter Kirk Park	Peter Kirk Park	Exterior Access Route	Exterior Accessible Route	1	WASHINGTON: The slopes of the exterior accessible route are not compliant.	Walkway W4	State of Washington	WA Bldg Code 51-50 WAC 1101.2.1; 403.3	\$2,676
239161	Peter Kirk Park	Peter Kirk Park	Swimming Pools	Pool Stairs	1	Two accessible methods of entry into the standard swimming pool with 300 linear feet or more of pool wall are not provided.	Swimming Pool	ADA	242.2; 1009	\$3,847
239162	Peter Kirk Park	Peter Kirk Park	Swimming Pools	Method Of Access - General	1	A sloped entry into the wading pool is not provided.	Wading Pool	ADA	242.3	\$4,140
239164	Peter Kirk Park	Peter Kirk Park	Exterior Access Route	Stairs	1	Handrail extensions are not compliant.	Stair ST2	ADA	505.1	\$326
239182	Peter Kirk Park	Peter Kirk Park	Exterior Access Route	Ramp	1	WASHINGTON: The slopes of the ramp are not compliant.	Ramp R4	State of Washington	WA Bldg Code 51-50 WAC 1101.6; ADA 406; 405.2 thru 405.5; Table 405.2; 403.5.1	\$18,536
239183	Peter Kirk Park	Peter Kirk Park	Exterior Access Route	Ramp	1	WASHINGTON: Handrails are not provided where the ramp rises more than 6" or are not compliant.	Ramp R4	State of Washington	ADA 505.6; WA Bldg Code 51-50 WAC 1101.2.1	\$4,564
239184	Peter Kirk Park	Peter Kirk Park	Exterior Access Route	Exterior Accessible Route	1	Sidewalk has areas of vertical level changes in excess of 1/4" that are not ramped.	Walkway W4	ADA	303	\$198
239185	Peter Kirk Park	Peter Kirk Park	Exterior Access Route	Exterior Accessible Route	1	WASHINGTON: The slopes of the exterior accessible route are not compliant.	Walkway W5	State of Washington	WA Bldg Code 51-50 WAC 1101.2.1; 403.3	\$2,378
239186	Peter Kirk Park	Peter Kirk Park	Exterior Access Route	Exterior Accessible Route	1	Sidewalk has areas of vertical level changes in excess of 1/4" that are not ramped.	Walkway W5	ADA	303	\$317
239187	Peter Kirk Park	Peter Kirk Park	Exterior Access Route	Exterior Accessible Route	1	Sidewalk has areas of vertical level changes in excess of 1/4" that are not ramped.	Walkway W5	ADA	303	\$159
239188	Peter Kirk Park	Peter Kirk Park	Exterior Access Route	Exterior Accessible Route	1	WASHINGTON: The slopes of the exterior accessible route are not compliant.	Walkway W5	State of Washington	WA Bldg Code 51-50 WAC 1101.2.1; 403.3	\$5,391
239189	Peter Kirk Park	Peter Kirk Park	Exterior Access Route	Exterior Accessible Route	1	WASHINGTON: The slopes of the exterior accessible route are not compliant.	Walkway W6	State of Washington	WA Bldg Code 51-50 WAC 1101.2.1; 403.3	\$14,270

Phase 4										
Id	Facility	Building	Assembly	Type	Barrier Priority	Detail	Location Description	ADA	Ref. Number	Total
239190	Peter Kirk Park	Peter Kirk Park	Exterior Access Route	Exterior Accessible Route	1	WASHINGTON: The slopes of the exterior accessible route are not compliant.	Walkway W7	State of Washington	WA Bldg Code 51-50 WAC 1101.2.1; 403.3	\$8,919
239191	Peter Kirk Park	Peter Kirk Park	Exterior Access Route	Exterior Accessible Route	1	WASHINGTON: The slopes of the exterior accessible route are not compliant.	Walkway W8	State of Washington	WA Bldg Code 51-50 WAC 1101.2.1; 403.3	\$36,469
239192	Peter Kirk Park	Peter Kirk Park	Exterior Access Route	Exterior Accessible Route	1	WASHINGTON: The slopes of the exterior accessible route are not compliant.	Walkway W9	State of Washington	WA Bldg Code 51-50 WAC 1101.2.1; 403.3	\$1,982
239193	Peter Kirk Park	Peter Kirk Park	Exterior Access Route	Clear Space	1	The gate maneuvering clearance area is not compliant.	Gate G1	ADA	404.2.3, 404.2.4	\$568
239196	Peter Kirk Park	Peter Kirk Park	Exterior Access Route	Exterior Accessible Route	1	WASHINGTON: The slopes of the exterior accessible route are not compliant.	Walkway W10	State of Washington	WA Bldg Code 51-50 WAC 1101.2.1; 403.3	\$5,946
239203	Peter Kirk Park	Peter Kirk Park	Exterior Access Route	Exterior Accessible Route	1	The accessible route has areas of vertical level changes in excess of 1/4" that are not beveled or ramped.	Playground	ADA	303	\$119
239204	Peter Kirk Park	Peter Kirk Park	Picnic Area	Exterior Accessible Route	1	A compliant accessible route is not provided from the public access to the amenity.	Picnic Area PA1	ADA	206; 206.2.2	\$1,254
239205	Peter Kirk Park	Peter Kirk Park	Exterior Access Route	Exterior Accessible Route	1	WASHINGTON: The slopes of the exterior accessible route are not compliant.	Walkway W11	State of Washington	WA Bldg Code 51-50 WAC 1101.2.1; 403.3	\$4,757
239214	Peter Kirk Park	Peter Kirk Park	Exterior Access Route	Stairs	1	Handrails are not compliant or are not provided. A compliant accessible route is not provided	Stair ST4	ADA	505	\$3,260
239216	Peter Kirk Park	Peter Kirk Park	Baseball/Softball Field	Exterior Accessible Route	1	from the public access to the amenity.	Ball Field	ADA	206; 206.2.2	\$30,000
239218	Peter Kirk Park	Peter Kirk Park	Exterior Access Route	Stairs	1	Handrails are not compliant.	Stair ST7	ADA	505	\$3,260
239219	Peter Kirk Park	Peter Kirk Park	Exterior Access Route	Stairs	1	Handrails are not compliant.	Stair ST6	ADA	505	\$1,630
239221	Peter Kirk Park	Peter Kirk Park	Exterior Access Route	Stairs	1	Handrails are not compliant.	Stair ST3	ADA	505	\$6,520
239224	Peter Kirk Park	Peter Kirk Park	Exterior Access Route	Stairs	1	Handrails are not compliant.	Stair ST5	ADA	505	\$1,630
239159	Peter Kirk Park	Peter Kirk Park	Common Areas	Service Counter	2	##### The sales or service counter does not have an accessible portion with maximum 36" height	Swimming Pool Ticket Window	ADA	904.4	\$238
239160	Peter Kirk Park	Peter Kirk Park	Exterior Access Route	Counter	2	surface above finish floor or ground.	Swimming Pool Ticket Window	ADA	904.4	\$3,000
239194	Peter Kirk Park	Peter Kirk Park	Exterior Access Route	Gate	2	The gate does not have a smooth surface within 10" of the ground.	Gate G1	ADA	404.2.10	\$160
239198	Peter Kirk Park	Peter Kirk Park	Playground	Ground Surface - Fibar	2	The ground surface has not been inspected and maintained regularly.	Playground	ADA	1008.2	\$1,482
239199	Peter Kirk Park	Peter Kirk Park	Playground	Transfer System	2	The side of the transfer platform used for transfer is obstructed.	Playground	ADA	1008.3.1.3	\$500
239201	Peter Kirk Park	Peter Kirk Park	Playground	Elevated Route - Accessed by Transfer System	2	The elevated route connecting elevated play components accessed by a transfer system is less than 24" wide.	Playground	ADA	1008.2.1, 1008.2.4.2 Exception 2	\$25,000
239215	Peter Kirk Park	Peter Kirk Park	Baseball/Softball Field	Player Seating	2	A wheelchair space is not provided at each team bench area at the ball field.	Ball Field	ADA	221.2.1.4; 802.1	\$131



Phase 4										
Id	Facility	Building	Assembly	Type	Barrier Priority	Detail	Location Description	ADA	Ref. Number	Total
239223	Peter Kirk Park	Peter Kirk Park	Baseball/Softball Field	Bleacher Seating	2	The required number of wheelchair spaces is not provided at the bleacher seating for the ball field.	Ball Field	ADA	221; 802.2; 802.3	\$393
239225	Peter Kirk Park	Peter Kirk Park	Concession Stand	Service Counter	2	#####	Ball Field Concessions	ADA	904.4	\$238
239163	Peter Kirk Park	Peter Kirk Park	Exterior Access Route	Stairs	3	WASHINGTON: The stair treads do not have visual contrast of dark-on-light or light-on-dark on the leading 2" of the tread from the remaining portion of the tread surface.	Stair ST2	IBC	2009 ANSI A117.1-504.5.1	\$70
239197	Peter Kirk Park	Peter Kirk Park	Basketball Court	Exterior Accessible Route	3	The amenity is not located on an accessible route.	Basketball Court	ADA	402.2	\$12,000
239200	Peter Kirk Park	Peter Kirk Park	Exterior Access Route	Stairs	3	WASHINGTON: The stair treads do not have visual contrast of dark-on-light or light-on-dark on the leading 2" of the tread from the remaining portion of the tread surface.	Playground	IBC	2009 ANSI A117.1-504.5.1	\$598
239213	Peter Kirk Park	Peter Kirk Park	Exterior Access Route	Stairs	3	WASHINGTON: The stair treads do not have visual contrast of dark-on-light or light-on-dark on the leading 2" of the tread from the remaining portion of the tread surface.	Stair ST4	IBC	2009 ANSI A117.1-504.5.1	\$211
239217	Peter Kirk Park	Peter Kirk Park	Exterior Access Route	Stairs	3	WASHINGTON: The stair treads do not have visual contrast of dark-on-light or light-on-dark on the leading 2" of the tread from the remaining portion of the tread surface.	Stair ST7	IBC	2009 ANSI A117.1-504.5.1	\$211
239222	Peter Kirk Park	Peter Kirk Park	Exterior Access Route	Stairs	3	WASHINGTON: The stair treads do not have visual contrast of dark-on-light or light-on-dark on the leading 2" of the tread from the remaining portion of the tread surface.	Stair ST3	IBC	2009 ANSI A117.1-504.5.1	\$422
239181	Peter Kirk Park	Peter Kirk Park	Exterior Access Route	Drinking Fountain/Water Cooler	4	The minimum number and types of drinking fountains are not provided.	Drinking Fountain DF1	ADA	211.2; 602; 309	\$8,000
239195	Peter Kirk Park	Peter Kirk Park	Exterior Access Route	Drinking Fountain/Water Cooler	4	The minimum number and types of drinking fountains are not provided.	Drinking Fountain DF2	ADA	211.2; 602; 309	\$8,000
240063	Peter Kirk Park	Peter Kirk Park	Exterior Access Route	Drinking Fountain/Water Cooler	4	Knee and toe clearance is not provided at the lower level fountain.	Drinking Fountain DF1	ADA	306.3, 602.2	\$2,505
239167	Peter Kirk Park	Restrooms	Restroom	Restroom/Bathroom	2	Items requiring an unobstructed side reach motion are higher than 48" maximum and/or lower than 15" minimum height above finish floor.	Restrooms 2 - Men's & Women's	ADA	308, 309	\$100
239174	Peter Kirk Park	Restrooms	Restroom	Protruding Object	2	The restroom circulation path is not free of objects protruding more than 4" from wall in the space between 27" and 80" height above finish floor.	Restrooms 2 - Women's	ADA	307.2	\$400
239179	Peter Kirk Park	Restrooms	Restroom	Protruding Object	2	The restroom circulation path is not free of objects protruding more than 4" from wall in the space between 27" and 80" height above finish floor.	Restrooms 2 - Men's & Women's	ADA	307.2	\$2,400

Phase 4										
Id	Facility	Building	Assembly	Type	Barrier Priority	Detail	Location Description	ADA	Ref. Number	Total
239207	Peter Kirk Park	Restrooms	Restroom	Protruding Object	2	The restroom circulation path is not free of objects protruding more than 4" from wall in the space between 27" and 80" height above finish floor.	Restrooms 1 - Men's & Women's	ADA	307.2	\$400
239165	Peter Kirk Park	Restrooms	Restroom	Restroom/Bathroom - Locker	3	The locker area does not have accessible lockers.	Restrooms 2 - Women's	ADA	225.21	\$660
239166	Peter Kirk Park	Restrooms	Restroom	Restroom/Bathroom - Locker	3	The locker area does not have a compliant bench.	Restrooms 2 - Women's	ADA	903	\$500
239168	Peter Kirk Park	Restrooms	Restroom	Restroom/Bathroom - Toilet Stall	3	WASHINGTON: A vertical side grab bar is not present in the wheelchair stall.	Restrooms 2 - Men's & Women's	ANSI A117.1	2009 ANSI A117.1-604.5.1 and A117.1-604.9.6	\$710
239169	Peter Kirk Park	Restrooms	Restroom	Restroom/Bathroom - Coat Hook	3	The coat hook is not within an allowable reach range.	Restrooms 2 - Men's & Women's	ADA	308	\$230
239170	Peter Kirk Park	Restrooms	Restroom	Restroom/Bathroom-Door Restroom/Bathroom -	3	The hardware at the wheelchair stall door is not compliant.	Restrooms 2 - Men's & Women's	ADA	309, 404.2.7, 604.8.1.2	\$586
239171	Peter Kirk Park	Restrooms	Restroom	Lavatory	3	Pipes are not insulated.	Restrooms 2 - Men's & Women's	ADA	606.5	\$130
239172	Peter Kirk Park	Restrooms	Restroom	Controls And Dispensers	3	The height of controls are not compliant.	Restrooms 2 - Men's & Women's	ADA	606.1; 309.3	\$400
239173	Peter Kirk Park	Restrooms	Restroom	Controls And Dispensers	3	The height of controls are not compliant.	Restrooms 2 - Women's	ADA	606.1; 309.3	\$200
239175	Peter Kirk Park	Restrooms	Restroom	Restroom/Bathroom - Coat Hook	3	The coat hook is not within an allowable reach range.	Restrooms 2 - Men's & Women's	ADA	308	\$230
239176	Peter Kirk Park	Restrooms	Restroom	Restroom/Bathroom - Transfer Shower Stall	3	WASHINGTON: The transfer shower stall is not compliant.	Restrooms 2 - Men's & Women's	IBC	ADA 608; 2009 ANSI A117.1-608.3, 609; WA Bldg Code 51-50 WAC 1101.2.4	\$14,362
239177	Peter Kirk Park	Restrooms	Restroom	Restroom/Bathroom - Locker	3	The locker area does not have accessible lockers.	Restrooms 2 - Men's	ADA	225.21	\$660
239178	Peter Kirk Park	Restrooms	Restroom	Restroom/Bathroom - Locker	3	The locker area does not have a compliant bench.	Restrooms 2 - Men's	ADA	903	\$500
239180	Peter Kirk Park	Restrooms	Restroom	Restroom/Bathroom - Mirror	3	The mirror is mounted higher than 35" above finish floor to the bottom of the reflective surface, where it is not installed above a lavatory or counter.	Restrooms 2 - Men's & Women's	ADA	213.3.5; 603.3	\$400
239206	Peter Kirk Park	Restrooms	Restroom	Restroom/Bathroom - Signage	3	The provided signage is not mounted at the latch side of the door or at a compliant height.	Restrooms 1 - Men's & Women's	ADA	216.2, 703.1, 703.2, 703.5	\$110
239208	Peter Kirk Park	Restrooms	Restroom	Controls And Dispensers	3	The height of controls are not compliant.	Restrooms 1 - Men's & Women's	ADA	606.1; 309.3	\$400
239209	Peter Kirk Park	Restrooms	Restroom	Restroom/Bathroom - Urinal Restroom/Bathroom - Toilet Stall	3	The clear floor space at the urinal is less than minimum 30" by minimum 48".	Restrooms 1 - Men's	ADA	605.3; 305	\$1,100
239210	Peter Kirk Park	Restrooms	Restroom	Restroom/Bathroom - Toilet Stall	3	The wheelchair stall door is not self closing.	Restrooms 1 - Men's & Women's	ADA	604.8.1.2	\$586
239211	Peter Kirk Park	Restrooms	Restroom	Restroom/Bathroom - Toilet Stall	3	The hardware at the wheelchair stall door is not compliant.	Restrooms 1 - Men's & Women's	ADA	309, 404.2.7, 604.8.1.2	\$586

Phase 4										
Id	Facility	Building	Assembly	Type	Barrier Priority	Detail	Location Description	ADA	Ref. Number	Total
239212	Peter Kirk Park	Restrooms	Restroom	Restroom/Bathroom - Toilet Stall	3	The side grab bar is not compliant in the wheelchair stall.	Restrooms 1 - Men's & Women's	ADA	604.5.1; 604.8.1.5	\$710
240554	Rose Hill Meadows	Rose Hill Meadows	Exterior Access Route	Exterior Accessible Route	1	WASHINGTON: The slopes of the exterior accessible route are not compliant.	Walkway to Portable Restroom (RR1) at Parking Lot	State of Washington	WA Bldg Code 51-50 WAC 1101.2.1; 403.3	\$1,200
240555	Rose Hill Meadows	Rose Hill Meadows	Accessible Parking	Parking Space - Van	1	WASHINGTON: Signage is not located at the required height for the van accessible space or access aisle.	Accessible Parking Space 1 (P1)	ADA	502.6; WA Bldg Code 51-50 WAC 1101.2.6	\$280
240556	Rose Hill Meadows	Rose Hill Meadows	Accessible Parking	Parking Space - Van	1	The parking space slope is greater than 1:50 (2%).	Accessible Parking Space 1 (P1)	ADA	502.4	\$6,300
240557	Rose Hill Meadows	Rose Hill Meadows	Accessible Parking	Parking Space - Van	1	The access aisle slope is greater than 1:50 (2%).	Access Aisle Serving P1	ADA	502.4	\$5,000
240558	Rose Hill Meadows	Rose Hill Meadows	Accessible Parking	Parking Space - Van	1	WASHINGTON: The van access aisle signage is not compliant or not provided.	Access Aisle Serving P1	State of Washington	WA Bldg Code 51-50 WAC 1101	\$280
240560	Rose Hill Meadows	Rose Hill Meadows	Exterior Access Route	Exterior Accessible Route	1	Sidewalk has areas of vertical level changes in excess of 1/4" that are not ramped.	Walkway from Parking Lot	ADA	303	\$159
240561	Rose Hill Meadows	Rose Hill Meadows	Exterior Access Route	Exterior Accessible Route	1	WASHINGTON: The slopes of the exterior accessible route are not compliant.	Walkway from Parking Lot	State of Washington	WA Bldg Code 51-50 WAC 1101.2.1; 403.3	\$1,600
240562	Rose Hill Meadows	Rose Hill Meadows	Exterior Access Route	Exterior Accessible Route	1	Signage indicating the accessible route to the amenity is not provided.	Stairs 1 (ST1)	ADA	216.6	\$280
240563	Rose Hill Meadows	Rose Hill Meadows	Exterior Access Route	Stairs	1	Handrails are not compliant or are not provided.	Stairs 1 (ST1)	ADA	505	\$2,608
240565	Rose Hill Meadows	Rose Hill Meadows	Exterior Access Route	Exterior Accessible Route	1	The accessible route does not have 80" vertical clearance.	Stairs 1 (ST1)	ADA	307.4	\$200
240566	Rose Hill Meadows	Rose Hill Meadows	Exterior Access Route	Exterior Accessible Route	1	Signage indicating the accessible route to the amenity is not provided.	West Entrance Walkway from 124th Ave NE	ADA	216.6	\$280
240567	Rose Hill Meadows	Rose Hill Meadows	Exterior Access Route	Exterior Accessible Route	1	WASHINGTON: The slopes of the exterior accessible route are not compliant.	West Entrance Walkway from 124th Ave NE	State of Washington	WA Bldg Code 51-50 WAC 1101.2.1; 403.3	\$2,000
240568	Rose Hill Meadows	Rose Hill Meadows	Exterior Access Route	Exterior Accessible Route	1	WASHINGTON: The slopes of the exterior accessible route are not compliant.	Walkway from West Entrance to Loop Walk	State of Washington	WA Bldg Code 51-50 WAC 1101.2.1; 403.3	\$8,000
240569	Rose Hill Meadows	Rose Hill Meadows	Exterior Access Route	Exterior Accessible Route	1	The accessible route does not have 80" vertical clearance.	Walkway from West Entrance to Loop Walk	ADA	307.4	\$200
240570	Rose Hill Meadows	Rose Hill Meadows	Exterior Access Route	Exterior Accessible Route	1	WASHINGTON: The slopes of the exterior accessible route are not compliant.	West Loop Walk	State of Washington	WA Bldg Code 51-50 WAC 1101.2.1; 403.3	\$4,032
240571	Rose Hill Meadows	Rose Hill Meadows	Exterior Access Route	Exterior Accessible Route	1	WASHINGTON: The slopes of the exterior accessible route are not compliant.	West Loop Walk	State of Washington	WA Bldg Code 51-50 WAC 1101.2.1; 403.3	\$250
240572	Rose Hill Meadows	Rose Hill Meadows	Exterior Access Route	Exterior Accessible Route	1	WASHINGTON: The slopes of the exterior accessible route are not compliant.	South Loop Walk	State of Washington	WA Bldg Code 51-50 WAC 1101.2.1; 403.3	\$4,200

Phase 4										
Id	Facility	Building	Assembly	Type	Barrier Priority	Detail	Location Description	ADA	Ref. Number	Total
240574	Rose Hill Meadows	Rose Hill Meadows	Exterior Access Route	Exterior Accessible Route	1	The accessible route does not have 80" vertical clearance.	South Loop Walk	ADA	307.4	\$400
240575	Rose Hill Meadows	Rose Hill Meadows	Exterior Access Route	Exterior Accessible Route	1	WASHINGTON: The slopes of the exterior accessible route are not compliant.	South Loop Walk	State of Washington	WA Bldg Code 51-50 WAC 1101.2.1; 403.3	\$1,200
240576	Rose Hill Meadows	Rose Hill Meadows	Exterior Access Route	Exterior Accessible Route	1	WASHINGTON: The slopes of the exterior accessible route are not compliant.	South Loop Walk	State of Washington	WA Bldg Code 51-50 WAC 1101.2.1; 403.3	\$1,800
240577	Rose Hill Meadows	Rose Hill Meadows	Exterior Access Route	Exterior Accessible Route	1	WASHINGTON: The slopes of the exterior accessible route are not compliant.	East Loop Walk	State of Washington	WA Bldg Code 51-50 WAC 1101.2.1; 403.3	\$1,500
240578	Rose Hill Meadows	Rose Hill Meadows	Exterior Access Route	Exterior Accessible Route	1	WASHINGTON: The slopes of the exterior accessible route are not compliant.	Walkway from Walk Loop to NE 181st Dr	State of Washington	WA Bldg Code 51-50 WAC 1101.2.1; 403.3	\$8,000
240579	Rose Hill Meadows	Rose Hill Meadows	Exterior Access Route	Exterior Accessible Route	1	The accessible route has gaps in the surface greater than 1/2" wide.	Walkway from Walk Loop to NE 181st Dr	ADA	302.3	\$0
240580	Rose Hill Meadows	Rose Hill Meadows	Exterior Access Route	Exterior Accessible Route	1	WASHINGTON: The clear width of the exterior accessible route is less than 44".	Walkway from Walk Loop to NE 181st Dr	State of Washington	WA Bldg Code 51-50 WAC 1101.2.1; 403.3	\$500
240581	Rose Hill Meadows	Rose Hill Meadows	Exterior Access Route	Exterior Accessible Route	1	WASHINGTON: The slopes of the exterior accessible route are not compliant.	Walkway from Walk Loop to NE 181st Dr	State of Washington	WA Bldg Code 51-50 WAC 1101.2.1; 403.3	\$2,400
240582	Rose Hill Meadows	Rose Hill Meadows	Exterior Access Route	Exterior Accessible Route	1	WASHINGTON: The slopes of the exterior accessible route are not compliant.	North Loop Walk	State of Washington	WA Bldg Code 51-50 WAC 1101.2.1; 403.3	\$800
240583	Rose Hill Meadows	Rose Hill Meadows	Exterior Access Route	Exterior Accessible Route	1	WASHINGTON: The slopes of the exterior accessible route are not compliant.	North Loop Walk	State of Washington	WA Bldg Code 51-50 WAC 1101.2.1; 403.3	\$250
240584	Rose Hill Meadows	Rose Hill Meadows	Exterior Access Route	Exterior Accessible Route	1	Sidewalk has areas of vertical level changes in excess of 1/4" that are not ramped.	Picnic Tables at Loop Walk	ADA	303	\$70
240586	Rose Hill Meadows	Rose Hill Meadows	Exterior Access Route	Exterior Accessible Route	1	WASHINGTON: The slopes of the exterior accessible route are not compliant.	North Loop Walk	State of Washington	WA Bldg Code 51-50 WAC 1101.2.1; 403.3	\$6,000
240588	Rose Hill Meadows	Rose Hill Meadows	Exterior Access Route	Exterior Accessible Route	1	The accessible route does not have 80" vertical clearance.	West Entrance Walkway from 124th Ave NE	ADA	307.4	\$200
240589	Rose Hill Meadows	Rose Hill Meadows	Exterior Access Route	Exterior Accessible Route	1	The accessible route does not have 80" vertical clearance.	Walkway to Play Area	ADA	307.4	\$200
240590	Rose Hill Meadows	Rose Hill Meadows	Exterior Access Route	Exterior Accessible Route	1	WASHINGTON: The slopes of the exterior accessible route are not compliant.	Walkway to Play Area	State of Washington	WA Bldg Code 51-50 WAC 1101.2.1; 403.3	\$800
240591	Rose Hill Meadows	Rose Hill Meadows	Exterior Access Route	Exterior Accessible Route	1	The accessible route does not have 80" vertical clearance.	Walkway to Play Area	ADA	307.4	\$200
240592	Rose Hill Meadows	Rose Hill Meadows	Exterior Access Route	Exterior Accessible Route	1	WASHINGTON: The slopes of the exterior accessible route are not compliant.	Walkway to Play Area	State of Washington	WA Bldg Code 51-50 WAC 1101.2.1; 403.3	\$400

Phase 4										
Id	Facility	Building	Assembly	Type	Barrier Priority	Detail	Location Description	ADA	Ref. Number	Total
240593	Rose Hill Meadows	Rose Hill Meadows	Exterior Access Route	Exterior Accessible Route	1	WASHINGTON: The slopes of the exterior accessible route are not compliant. The accessible route does not have 80" vertical clearance.	Walkway at Elevated Play Component	State of Washington	WA Bldg Code 51-50 WAC 1101.2.1; 403.3	\$3,400
240594	Rose Hill Meadows	Rose Hill Meadows	Exterior Access Route	Exterior Accessible Route	1		Walkway at Elevated Play Component	ADA		307.4
240595	Rose Hill Meadows	Rose Hill Meadows	Exterior Access Route	Curb Ramp	1	WASHINGTON: The curb ramp width is less than 44".	Curb Ramp 1 (CR1)	State of Washington	WA Bldg Code 51-50 WAC 1101.6.6; ADA 406; 405.2 thru 405.5; Table 405.2; 403.5.1	\$1,750
240601	Rose Hill Meadows	Rose Hill Meadows	Exterior Access Route	Exterior Accessible Route	1	WASHINGTON: The slopes of the exterior accessible route are not compliant. The curb ramp landing is not level. The slope of the curb ramp landing exceeds the maximum allowable 1:48 (2.08%). WASHINGTON: The clear width of the exterior accessible route is less than 44".	Walkway to From CR 1 to CR 2	State of Washington	WA Bldg Code 51-50 WAC 1101.2.1; 403.3	\$600
240602	Rose Hill Meadows	Rose Hill Meadows	Exterior Access Route	Curb Ramp	1		Curb Ramp 2 (CR2)	ADA	304; 406.4, WA Bldg Code 51-50 WAC 1101.2.1; 403.3	\$1,289
240603	Rose Hill Meadows	Rose Hill Meadows	Exterior Access Route	Curb Ramp	1	WASHINGTON: The curb ramp width is less than 44".	Curb Ramp 2 (CR2)	State of Washington	WA Bldg Code 51-50 WAC 1101.6.6; ADA 406; 405.2 thru 405.5; Table 405.2; 403.5.1	\$1,750
240604	Rose Hill Meadows	Rose Hill Meadows	Exterior Access Route	Curb Ramp	1	The curb ramp surface has vertical height changes greater than 1/4" that are not ramped.	Curb Ramp 2 (CR2)	ADA	303, 403.4	\$0
240605	Rose Hill Meadows	Rose Hill Meadows	Exterior Access Route	Curb Ramp	1	WASHINGTON: The slope of the curb ramp run is not compliant.	Curb Ramp 2 (CR2)	State of Washington	WA Bldg Code 51-50 WAC 1101.6; ADA 406; 405.2 thru 405.5; Table 405.2; 403.5.1	\$0
240610	Rose Hill Meadows	Rose Hill Meadows	Exterior Access Route	Exterior Accessible Route	1	WASHINGTON: The slopes of the exterior accessible route are not compliant. The accessible route does not have 80" vertical clearance.	Walkway to Covered Picnic Area	State of Washington	WA Bldg Code 51-50 WAC 1101.2.1; 403.3	\$1,200
240611	Rose Hill Meadows	Rose Hill Meadows	Exterior Access Route	Exterior Accessible Route	1		Walkway Loop at Covered Picnic Area	ADA	307.4	\$200
240612	Rose Hill Meadows	Rose Hill Meadows	Exterior Access Route	Exterior Accessible Route	1	WASHINGTON: The slopes of the exterior accessible route are not compliant. The accessible route does not have 80" vertical clearance.	Walkway Loop at Covered Picnic Area	State of Washington	WA Bldg Code 51-50 WAC 1101.2.1; 403.3	\$480
240613	Rose Hill Meadows	Rose Hill Meadows	Exterior Access Route	Exterior Accessible Route	1		Walkway Loop at Covered Picnic Area	ADA	307.4	\$200



Phase 5										
Id	Facility	Building	Assembly	Type	Barrier Priority	Detail	Location Description	ADA	Ref. Number	Total
254168	2nd Avenue South Dock	2nd Avenue South Dock	Boating and Fishing	Boarding Pier	1	A gangway system for a boarding pier with less than 25 boat slips is not provided.	Boat Dock	ADA	1003.2.1	\$16,800
254169	2nd Avenue South Dock	2nd Avenue South Dock	Boating and Fishing	Boarding Pier	1	The edge protection is higher than 4" maximum and/or wider than 2" maximum.	Boat Dock	ADA	1003.3.2	\$133,660
254170	2nd Avenue South Dock	2nd Avenue South Dock	Boating and Fishing	Boarding Pier	1	The linear pier edge at boarding areas does not have a 60" wide clear openings for each 10 LF maximum length of boarding area.	Boat Dock	ADA	1003.3.2	\$0
254172	2nd Avenue South Dock	2nd Avenue South Dock	Accessible Parking	Parking Space-Van	1	CALIFORNIA: A van space and adjacent van aisle are not provided.	Parking Stall P1	California Accessibility Code	California Building Code Chap 11B-502.2, 502.3, 502.4, 502.6	\$11,500
254173	2nd Avenue South Dock	2nd Avenue South Dock	Exterior Access Route	Exterior Accessible Route	1	CALIFORNIA: The exterior accessible route has slopes in excess of maximum 1:20 (5%) running slope and/or maximum 1:48 (2.08)% cross slope.	Access From Public Sidewalk	California Accessibility Code	California Building Code Chap 11B-403.3, 403.5	\$11,099
254174	2nd Avenue South Dock	2nd Avenue South Dock	Exterior Access Route	Exterior Accessible Route	1	CALIFORNIA: The exterior accessible route has slopes in excess of maximum 1:20 (5%) running slope and/or maximum 1:48 (2.08)% cross slope. The accessible route has gaps in the surface	Accessible Route from Parking to the Dock	California Accessibility Code	California Building Code Chap 11B-403.3, 403.5	\$1,600
254222	2nd Avenue South Dock	2nd Avenue South Dock	Exterior Access Route	Exterior Accessible Route	1	greater than 1/2" wide.	Boat Dock	ADA	302.3	\$198
254223	2nd Avenue South Dock	2nd Avenue South Dock	Exterior Access Route	Exterior Accessible Route	1	Sidewalk has areas of vertical level changes in excess of 1/4" that are not ramped.	Access From Public Sidewalk	ADA	303	\$991
254166	2nd Avenue South Dock	2nd Avenue South Dock	Boating and Fishing	Boat Slip	2	The boat slip facility does not have the required number of accessible boat slips.	Boat Dock	ADA	235.2	\$16,730
254119	Heronfield Wetlands	Heronfield Wetlands	Amenity Not Evaluated	Amenity Not Evaluated	0	The amenity is not regulated by the ADA.	Trails	ADA	None	\$0
254120	Heronfield Wetlands	Heronfield Wetlands	Exterior Access Route	Exterior Accessible Route	5	WASHINGTON: An exterior accessible route is not provided.	Jasper's Dog Park	State of Washington	WA Bldg Code 51-50 WAC 1101.2.1; 403.3	\$58,300
254121	Heronfield Wetlands	Heronfield Wetlands	Site Furnishings	Drinking Fountain/Water Cooler	5	The minimum number and types of drinking fountains are not provided.	Drinking Fountain	ADA	211.2; 602; 309	\$8,000
254122	Heronfield Wetlands	Heronfield Wetlands	Site Furnishings	Drinking Fountain/Water Cooler	5	A clear space is not positioned at the lower level drinking fountain for a forward approach and centered on the unit.	Drinking Fountain	ADA	602.2	\$240
254123	Heronfield Wetlands	Heronfield Wetlands	Site Furnishings	Picnic Table	5	The picnic table does not allow a clear space for forward wheelchair approach with knee and toe clearance.	Picnic Table	ADA	902.2; 902.4	\$1,300
254124	Heronfield Wetlands	Heronfield Wetlands	Accessible Parking	Parking Space-General	5	An accessible parking space is not provided where an off-street parking facility is not provided.	113th Ave NE & NE 120th Street	ADA	Federal 28 CFR Part 35 Subpart D-Program Accessibility	\$1,120
254125	Heronfield Wetlands	Heronfield Wetlands	Exterior Access Route	Gate	5	The gate maneuvering clearance area is not compliant.	Dog Park Gates	ADA	404; 404.2.3, 404.2.4	\$2,272



Phase 5										
Id	Facility	Building	Assembly	Type	Barrier Priority	Detail	Location Description	ADA	Ref. Number	Total
254162	Heronfield Wetlands	Heronfield Wetlands	Exterior Access Route	Gate	5	The gate does not have a smooth surface within 10" of the ground.	Dog Park Gates	ADA	404.2.10	\$640
242958	Highlands Park	Highlands Park	Exterior Access Route	Exterior Accessible Route	1	WASHINGTON: An exterior accessible route is not provided.	Walkway to Play Area	State of Washington	WA Bldg Code 51-50 WAC 1101.2.1; 403.3	\$287
242959	Highlands Park	Highlands Park	Accessible Parking	Parking Space-Van	1	WASHINGTON: A van stall, access aisle, and signage are not provided and the slope and/or ground surface is/are not compliant.	On-Street Parking	State of Washington	WA Bldg Code 51-50 WAC 1101; ADA 502.4, 502.5	\$11,300
242960	Highlands Park	Highlands Park	Exterior Access Route	Exterior Accessible Route	1	WASHINGTON: The slopes of the exterior accessible route are not compliant.	Walkway to Play Area	State of Washington	WA Bldg Code 51-50 WAC 1101.2.1; 403.3	\$1,982
242964	Highlands Park	Highlands Park	Exterior Access Route	Exterior Accessible Route	1	WASHINGTON: The slopes of the exterior accessible route are not compliant.	Walkway to Play Area	State of Washington	WA Bldg Code 51-50 WAC 1101.2.1; 403.3	\$991
242965	Highlands Park	Highlands Park	Exterior Access Route	Exterior Accessible Route	1	WASHINGTON: The slopes of the exterior accessible route are not compliant.	Walkway to Play Area	State of Washington	WA Bldg Code 51-50 WAC 1101.2.1; 403.3	\$1,586
242972	Highlands Park	Highlands Park	Exterior Access Route	Exterior Accessible Route	1	WASHINGTON: The slopes of the exterior accessible route are not compliant.	Walkway to from Basketball Court to Swings	State of Washington	WA Bldg Code 51-50 WAC 1101.2.1; 403.3	\$2,478
242977	Highlands Park	Highlands Park	Exterior Access Route	Exterior Accessible Route	1	WASHINGTON: An exterior accessible route is not provided.	Softball Field	State of Washington	WA Bldg Code 51-50 WAC 1101.2.1; 403.3	\$4,301
242967	Highlands Park	Highlands Park	Site Furnishings	Picnic Table	2	The picnic table does not allow a clear space for forward wheelchair approach with knee and toe clearance.	Picnic Table at Play Area	ADA	902.2; 902.4	\$1,300
242970	Highlands Park	Highlands Park	Playground	Transfer System	2	A transfer space is not provided at the platform.	Play Area	ADA	1008.3.1.3	\$5,000
242971	Highlands Park	Highlands Park	Playground	Ground Surface-Fibar	2	The ground surface has not been inspected and maintained regularly.	Play Area	ADA	1008.2	\$800
242974	Highlands Park	Highlands Park	Playground	Ground Surface-Fibar	2	The ground surface has not been inspected and maintained regularly.	Swings	ADA	1008.2	\$600
242975	Highlands Park	Highlands Park	Playground	Play Component	2	The entry points to a play component requiring transfer to entry points or seats is lower than 11" and higher than 24".	Swings	ADA	1008.4.4	\$400
242976	Highlands Park	Highlands Park	Playground	Play Component - Swing	2	A turning space is not provided at a school-age swing.	Swings	ADA	1008.4.1	\$0
242961	Highlands Park	Highlands Park	Site Furnishings	Drinking Fountain/Water Cooler	4	The minimum number and types of drinking fountains are not provided.	Drinking Fountain 1 (DF1)	ADA	211.2; 602; 309	\$8,000
242962	Highlands Park	Highlands Park	Site Furnishings	Drinking Fountain/Water Cooler	4	A clear space is not positioned at the lower level drinking fountain for a forward approach and centered on the unit.	Drinking Fountain 1 (DF1)	ADA	602.2	\$52
242963	Highlands Park	Highlands Park	Site Furnishings	Drinking Fountain/Water Cooler	4	The spout height is higher than 36" at the lower/wheelchair level drinking fountain.	Drinking Fountain 1 (DF1)	ADA	602.4	\$8,000



Phase 5										
Id	Facility	Building	Assembly	Type	Barrier Priority	Detail	Location Description	ADA	Ref. Number	Total
239409	Josten Park	Josten Park	Exterior Access Route	Curb Ramp	1	A curb ramp is not provided where the accessible route crosses a curb.	Walkway from NE 129th St to Play Area	ADA	WA Bldg Code 51-50 WAC 1101.6; 406.2	\$1,750
239410	Josten Park	Josten Park	Exterior Access Route	Exterior Accessible Route	1	WASHINGTON: An exterior accessible route is not provided. The accessible route does not have 80" vertical clearance.	Walkway from NE 129th St to Play Area	State of Washington	WA Bldg Code 51-50 WAC 1101.2.1; 403.3	\$10,035
239411	Josten Park	Josten Park	Exterior Access Route	Exterior Accessible Route	1		Walkway from NE 129th St to Play Area	ADA	307.4	\$500
239412	Josten Park	Josten Park	Exterior Access Route	Exterior Accessible Route	1	WASHINGTON: The slopes of the exterior accessible route are not compliant.	Walkway from 12th Ave to Play Area	State of Washington	WA Bldg Code 51-50 WAC 1101.2.1; 403.3	\$496
239413	Josten Park	Josten Park	Exterior Access Route	Curb Ramp	1	WASHINGTON: The slope of the curb ramp run is not compliant.	Curb Ramp 1 (CR1)	State of Washington	WA Bldg Code 51-50 WAC 1101.6; ADA 406; 405.2 thru 405.5; Table 405.2; 403.5.1	\$1,750
239414	Josten Park	Josten Park	Exterior Access Route	Curb Ramp	1	The curb ramp has openings in the ground surface greater than 1/2" wide.	Curb Ramp 1 (CR1)	ADA	302.3	\$0
239415	Josten Park	Josten Park	Exterior Access Route	Exterior Accessible Route	1	WASHINGTON: The slopes of the exterior accessible route are not compliant.	Walkway from 12th Ave to Play Area	State of Washington	WA Bldg Code 51-50 WAC 1101.2.1; 403.3	\$1,189
239416	Josten Park	Josten Park	Exterior Access Route	Exterior Accessible Route	1	WASHINGTON: The clear width of the exterior accessible route is less than 44".	Walkway from 12th Ave to Play Area	State of Washington	WA Bldg Code 51-50 WAC 1101.2.1; 403.3	\$250
239417	Josten Park	Josten Park	Exterior Access Route	Exterior Accessible Route	1	WASHINGTON: The slopes of the exterior accessible route are not compliant.	Walkway from 12th Ave to Play Area	State of Washington	WA Bldg Code 51-50 WAC 1101.2.1; 403.3	\$991
239418	Josten Park	Josten Park	Exterior Access Route	Exterior Accessible Route	1	Sidewalk has areas of vertical level changes in excess of 1/4" that are not ramped.	Walkway from 12th Ave to Play Area	ADA	303	\$0
239419	Josten Park	Josten Park	Exterior Access Route	Exterior Accessible Route	1	WASHINGTON: An exterior accessible route is not provided.	Walkway from 12th Ave to Play Area	State of Washington	WA Bldg Code 51-50 WAC 1101.2.1; 403.3	\$1,075
239420	Josten Park	Josten Park	Exterior Access Route	Exterior Accessible Route	1	A compliant turning space is not provided at a change of direction.	Picnic Area	ADA	304; 403.5.2	\$496
239422	Josten Park	Josten Park	Exterior Access Route	Exterior Accessible Route	1	WASHINGTON: An exterior accessible route is not provided.	Playground	State of Washington	WA Bldg Code 51-50 WAC 1101.2.1; 403.3	\$896
239426	Josten Park	Josten Park	Exterior Access Route	Exterior Accessible Route	1	WASHINGTON: An exterior accessible route is not provided.	Playground Bench	State of Washington	WA Bldg Code 51-50 WAC 1101.2.1; 403.3	\$0
239427	Josten Park	Josten Park	Exterior Access Route	Exterior Accessible Route	1	Sidewalk has areas of vertical level changes in excess of 1/4" that are not ramped.	Playground Bench	ADA	303	\$99

Phase 5										
Id	Facility	Building	Assembly	Type	Barrier Priority	Detail	Location Description	ADA	Ref. Number	Total
240245	Josten Park	Josten Park	Accessible Parking	Parking Space-Van	1	WASHINGTON: A van stall, access aisle, and signage are not provided and the slope and/or ground surface is/are not compliant.	On-Street Parking along NE 129th St	State of Washington	WA Bldg Code 51-50 WAC 1101; ADA 502.4, 502.5	\$11,300
239423	Josten Park	Josten Park	Playground	Play Component	2	Clear ground space is not provided at each ground play component, and each elevated play component connected by a ramp.	Playground - Ground Play Components	ADA	1008.4.2	\$0
239424	Josten Park	Josten Park	Playground	Play Component - Swing	2	A turning space is not provided at a school-age swing.	Playground	ADA	1008.4.1	\$0
239425	Josten Park	Josten Park	Playground	Exterior Accessible Route	2	An accessible route within the play area has not been provided.	Playground	ADA	206.2.17.1; 1008.2	\$23,820
239429	Josten Park	Josten Park	Playground	Play Component	2	The entry points to a play component requiring transfer to entry points or seats is lower than 11" and higher than 24".	Playground	ADA	1008.4.4	\$400
243860	Josten Park	Josten Park	Picnic Area	Picnic Table	4	A compliant picnic table is not provided.	Picnic Area	ADA	902	\$1,300
240924	Juanita Heights Park	Juanita Heights Park	Accessible Parking	Parking Space - Van	1	WASHINGTON: A van stall, access aisle, and signage are not provided and the slope and/or ground surface is/are not compliant.	Parking Lot 1	State of Washington	WA Bldg Code 51-50 WAC 1101; ADA 502.4, 502.5	\$11,300
240925	Juanita Heights Park	Juanita Heights Park	Exterior Access Route	Exterior Accessible Route	1	WASHINGTON: An exterior accessible route is not provided.	Parking Lot 1 to Stair 1	State of Washington	WA Bldg Code 51-50 WAC 1101.2.1; 403.3	\$519
240926	Juanita Heights Park	Juanita Heights Park	Exterior Access Route	Stairs	1	Handrails are not compliant.	Stair 1 (ST1)	ADA	505	\$10,432
239465	Kingsgate Park	Kingsgate Park	Amenity Not Evaluated	Amenity Not Evaluated	0	The amenity is not regulated by the ADA.	Trails	ADA	None	\$0
239457	Kingsgate Park	Kingsgate Park	Exterior Access Route	Curb Ramp	1	WASHINGTON: The slope of the curb ramp run is not compliant.	Curb Ramp 1 (CR1)	State of Washington	WA Bldg Code 51-50 WAC 1101.6; ADA 406; 405.2 thru 405.5; Table 405.2; 403.5.1	\$1,750
239458	Kingsgate Park	Kingsgate Park	Accessible Parking	Parking Space-Van	1	WASHINGTON: A van stall, access aisle, and signage are not provided and the slope and/or ground surface is/are not compliant.	On-Street Parking	State of Washington	WA Bldg Code 51-50 WAC 1101; ADA 502.4, 502.5	\$11,300
239459	Kingsgate Park	Kingsgate Park	Exterior Access Route	Curb Ramp	1	The curb ramp surface has vertical height changes greater than 1/4" that are not ramped.	Curb Ramp 1 (CR1)	ADA	303, 403.4	\$0
239461	Kingsgate Park	Kingsgate Park	Exterior Access Route	Curb Ramp	1	WASHINGTON: The slope of the curb ramp run is not compliant.	Curb Ramp 2 (CR2)	State of Washington	WA Bldg Code 51-50 WAC 1101.6; ADA 303, 403.4, 406; 405.2 thru 405.5; Table 405.2; 403.5.1	\$1,750
239463	Kingsgate Park	Kingsgate Park	Exterior Access Route	Exterior Accessible Route	1	WASHINGTON: An exterior accessible route is not provided.	Park Entrance	State of Washington	WA Bldg Code 51-50 WAC 1101.2.1; 403.3	\$717
240326	Kingsgate Park	Kingsgate Park	Exterior Access Route	Gate	1	The gate hardware is not compliant.	Trail Entrance Gate	ADA	309, 404, 404.2.7	\$200

Phase 5										
Id	Facility	Building	Assembly	Type	Barrier Priority	Detail	Location Description	ADA	Ref. Number	Total
240327	Kingsgate Park	Kingsgate Park	Exterior Access Route	Gate	1	The gate maneuvering clearance area is not compliant.	Trail Entrance Gate	ADA	404; 404.2.3, 404.2.4	\$568
240325	Kingsgate Park	Kingsgate Park	Exterior Access Route	Gate	2	The gate does not have a smooth surface within 10" of the ground.	Trail Entrance Gate	ADA	404.2.10	\$160
240928	Kiwanis Park	Kiwanis Park	Accessible Parking	Parking Space - Van	1	WASHINGTON: A van stall, access aisle, and signage are not provided and the slope and/or ground surface is/are not compliant.	Parking Lot 1	State of Washington	50 Bldg Code 51-50 WAC 1101; ADA 502.4, 502.5	\$11,580
240929	Kiwanis Park	Kiwanis Park	Exterior Access Route	Exterior Accessible Route	1	WASHINGTON: An exterior accessible route is not provided.	Picnic Area 1 (PA1)	State of Washington	50 WAC 1101.2.1; 403.3	\$1,183
243856	Kiwanis Park	Kiwanis Park	Common Areas	Dining And Work Surface	2	A minimum of 5% ADA compliant dining seating and standing spaces are not provided.	Picnic Area	ADA	226.1	\$1,000
239233	Lake Ave W Street End Park	Lake Ave W Street End Park	Accessible Parking	Parking Space - Van	1	WASHINGTON: A van stall, access aisle, and signage are not provided and the slope and/or ground surface is/are not compliant.	Parking Lot	State of Washington	50 WAC 1101; ADA 502.4, 502.5	\$11,300
239234	Lake Ave W Street End Park	Lake Ave W Street End Park	Exterior Access Route	Exterior Accessible Route	1	WASHINGTON: An exterior accessible route is not provided.	Park Site	State of Washington	50 WAC 1101.2.1; 403.3	\$2,043
243874	Lake Ave W Street End Park	Lake Ave W Street End Park	Accessible Parking	Parking Spaces-General	1	The minimum number of accessible parking spaces is not provided.	Parking Lot	ADA	208.2	\$0
243167	Phyllis Needy Houghton Neighborhood	Phyllis Needy Houghton Neighborhood	Exterior Access Route	Exterior Accessible Route	1	WASHINGTON: The slopes of the exterior accessible route are not compliant.	Walkway 1 (W1)	State of Washington	50 WAC 1101.2.1; 403.3	\$1,023
243168	Phyllis Needy Houghton Neighborhood	Phyllis Needy Houghton Neighborhood	Exterior Access Route	Exterior Accessible Route	1	WASHINGTON: The slopes of the exterior accessible route are not compliant.	Walkway 2 (W2)	State of Washington	50 WAC 1101.2.1; 403.3	\$6,754
243169	Phyllis Needy Houghton Neighborhood	Phyllis Needy Houghton Neighborhood	Exterior Access Route	Exterior Accessible Route	1	The accessible route has gaps in the surface greater than 1/2" wide.	Walkway 2 (W2)	ADA	302.3	\$450
243171	Phyllis Needy Houghton Neighborhood	Phyllis Needy Houghton Neighborhood	Restroom	Restroom/Bathroom - Door	1	The maneuvering clearance at the accessible door is not level and clear.	Unisex Restroom (URR)	ADA	305.2; 404.2	\$1,250
243179	Phyllis Needy Houghton Neighborhood	Phyllis Needy Houghton Neighborhood	Exterior Access Route	Exterior Accessible Route	1	WASHINGTON: The slopes of the exterior accessible route are not compliant.	Walkway 3 (W3)	State of Washington	50 WAC 1101.2.1; 403.3	\$37,521
243180	Phyllis Needy Houghton Neighborhood	Phyllis Needy Houghton Neighborhood	Exterior Access Route	Exterior Accessible Route	1	The sidewalk does not have 80" vertical clearance.	Walkway 3 (W3)	ADA	307.4	\$500
243181	Phyllis Needy Houghton Neighborhood	Phyllis Needy Houghton Neighborhood	Exterior Access Route	Exterior Accessible Route	1	WASHINGTON: The slopes of the exterior accessible route are not compliant.	Playground 1 (PG1)	State of Washington	50 WAC 1101.2.1; 403.3	\$317
243185	Phyllis Needy Houghton Neighborhood	Phyllis Needy Houghton Neighborhood	Exterior Access Route	Exterior Accessible Route	1	WASHINGTON: An exterior accessible route is not provided.	Playground 2 (PG2)	State of Washington	50 WAC 1101.2.1; 403.3	\$788



Phase 6										
Id	Facility	Building	Assembly	Type	Barrier Priority	Detail	Location Description	ADA	Ref. Number	Total
254015	Cotton Hill Park	Cotton Hill Park	Amenity Not Evaluated	Amenity Not Evaluated	0	The amenity is not regulated by the ADA.	Cotton Hill Park	ADA	None	\$0
243204	Terrace Park	EXTERIOR	Accessible Parking	Parking Space - Van	1	WASHINGTON: A van stall, access aisle, and signage are not provided and the slope and/or ground surface is/are not compliant.	Parking Lot 1	State of Washington	WA Bldg Code 51-50 WAC 1101; ADA 502.4, 502.5	\$11,860
243206	Terrace Park	EXTERIOR	Portable Restroom	Portable Restroom	1	An accessible route to the portable restroom has not been provided.	Portable Restroom PRR	ADA	402, 404	\$1,120
243207	Terrace Park	EXTERIOR	Exterior Access Route	Exterior Accessible Route	1	WASHINGTON: The slopes of the ramp are not compliant.	Playground	State of Washington	WA Bldg Code 51-50 WAC 1101.6; ADA 406; 405.2 thru 405.5; Table 405.2; 403.5.1	\$2,648
243212	Terrace Park	EXTERIOR	Exterior Access Route	Exterior Accessible Route	1	WASHINGTON: An exterior accessible route is not provided.	Basketball Practice & Ball Field	State of Washington	WA Bldg Code 51-50 WAC 1101.2.1; 403.3	\$5,976
243214	Terrace Park	EXTERIOR	Exterior Access Route	Stairs	1	Handrails are not compliant or are not provided.	Stair ST1	ADA	505	\$15,648
243216	Terrace Park	EXTERIOR	Exterior Access Route	Stairs	1	Steps do not have uniform and compliant riser heights and/or tread depths.	Stair ST1	ADA	504.2	\$29,376
243217	Terrace Park	EXTERIOR	Exterior Access Route	Curb Ramp	1	A compliant parallel curb ramp is not provided.	Curb Ramp CR1	ADA	304, 406	\$4,328
243218	Terrace Park	EXTERIOR	Exterior Access Route	Curb Ramp	1	A compliant parallel curb ramp is not provided.	Curb Ramp CR2	ADA	304, 406	\$4,328
243219	Terrace Park	EXTERIOR	Exterior Access Route	Exterior Accessible Route	1	WASHINGTON: The slopes of the exterior accessible route are not compliant.	Walkway W1	State of Washington	WA Bldg Code 51-50 WAC 1101.2.1; 403.3	\$1,982
243208	Terrace Park	EXTERIOR	Playground	Ground Surface - Fibar	2	The ground surface has not been inspected and maintained regularly.	Playground	ADA	1008.2	\$7,566
243209	Terrace Park	EXTERIOR	Playground	Transfer System	2	The side of the transfer platform used for transfer is obstructed.	Playground	ADA	1008.3.1.3	\$500
243205	Terrace Park	EXTERIOR	Portable Restroom	Portable Restroom	3	An ADA portable restroom is not provided.	Portable Restroom PRR	ADA	213.2; 402.2	\$3,000
243215	Terrace Park	EXTERIOR	Exterior Access Route	Stairs	3	WASHINGTON: The stair treads do not have visual contrast of dark-on-light or light-on-dark on the leading 2" of the tread from the remaining portion of the tread surface.	Stair ST1	IBC	2009 ANSI A117.1-504.5.1	\$1,091
243221	Ohde Avenue Pea Patch	Ohde Avenue Pea Patch	Accessible Parking	Parking Space - Van	1	WASHINGTON: A van stall, access aisle, and signage are not provided and the slope and/or ground surface is/are not compliant.	Parking Lot 1	State of Washington	WA Bldg Code 51-50 WAC 1101; ADA 502.4, 502.5	\$11,300
243223	Ohde Avenue Pea Patch	Ohde Avenue Pea Patch	Portable Restroom	Portable Restroom	1	An accessible route to the portable restroom has not been provided.	Portable Restroom (PRR)	ADA	402, 404	\$986
243224	Ohde Avenue Pea Patch	Ohde Avenue Pea Patch	Exterior Access Route	Exterior Accessible Route	1	WASHINGTON: An exterior accessible route is not provided.	Community Garden	State of Washington	WA Bldg Code 51-50 WAC 1101.2.1; 403.3	\$5,914
243222	Ohde Avenue Pea Patch	Ohde Avenue Pea Patch	Portable Restroom	Portable Restroom	3	An ADA portable restroom is not provided.	Portable Restroom (PRR)	ADA	213.2; 402.2	\$3,000

Phase 6										
Id	Facility	Building	Assembly	Type	Barrier Priority	Detail	Location Description	ADA	Ref. Number	Total
243136	Reservoir Park	Reservoir Park	Exterior Access Route	Exterior Accessible Route	1	WASHINGTON: The slopes of the exterior accessible route are not compliant.	Trash Receptacles	State of Washington	WA Bldg Code 51-50 WAC 1101.2.1; 403.3	\$991
243137	Reservoir Park	Reservoir Park	Accessible Parking	Parking Space-Van	1	WASHINGTON: A van stall, access aisle, and signage are not provided and the slope and/or ground surface is/are not compliant.	Parking Lot	State of Washington	WA Bldg Code 51-50 WAC 1101; ADA 502.4, 502.5	\$11,300
243138	Reservoir Park	Reservoir Park	Exterior Access Route	Exterior Accessible Route	1	WASHINGTON: The slopes of the exterior accessible route are not compliant.	Walkway from 15th Ave to Park	State of Washington	WA Bldg Code 51-50 WAC 1101.2.1; 403.3	\$9,910
243139	Reservoir Park	Reservoir Park	Exterior Access Route	Exterior Accessible Route	1	Sidewalk has areas of vertical level changes in excess of 1/4" that are not ramped.	Walkway from 15th Ave to Park	ADA	303	\$198
243140	Reservoir Park	Reservoir Park	Exterior Access Route	Exterior Accessible Route	1	WASHINGTON: The clear width of the exterior accessible route is less than 44".	Walkway from 15th Ave to Park	State of Washington	WA Bldg Code 51-50 WAC 1101.2.1; 403.3	\$476
243141	Reservoir Park	Reservoir Park	Exterior Access Route	Exterior Accessible Route	1	WASHINGTON: The slopes of the exterior accessible route are not compliant.	Walkway to Play Area	State of Washington	WA Bldg Code 51-50 WAC 1101.2.1; 403.3	\$317
243142	Reservoir Park	Reservoir Park	Exterior Access Route	Exterior Accessible Route	1	WASHINGTON: An exterior accessible route is not provided.	Walkway to Picnic Table	State of Washington	WA Bldg Code 51-50 WAC 1101.2.1; 403.3	\$0
243250	Reservoir Park	Reservoir Park	Exterior Access Route	Exterior Accessible Route	1	In areas along the route there are level changes of 1/2" or greater that are not ramped.	Walkway to Play Area	ADA	303.4, 405, 406	\$99
243145	Reservoir Park	Reservoir Park	Playground	Ground Surface-Fibar	2	The ground surface has not been inspected and maintained regularly.	Play Area	ADA	1008.2	\$1,350
243146	Reservoir Park	Reservoir Park	Playground	Transfer System	2	A transfer space is not provided at the platform.	Play Area	ADA	1008.3.1.3	\$0
243147	Reservoir Park	Reservoir Park	Playground	Transfer System	2	The transfer platform for connecting to elevated play elements has non-compliant dimensions.	Play Area	ADA	1008.3.1.1	\$23,909
243149	Reservoir Park	Reservoir Park	Playground	Play Component - Swing	2	A turning space is not provided at a school-age swing.	Play Area	ADA	1008.4.1	\$0
243150	Reservoir Park	Reservoir Park	Playground	Play Component	2	The entry points to a play component requiring transfer to entry points or seats is lower than 11" and higher than 24".	Play Area	ADA	1008.4.4	\$400
243148	Reservoir Park	Reservoir Park	Picnic Area	Picnic Table	4	A compliant picnic table is not provided.	Picnic Table	ADA	902	\$1,300
241212	Settler's Landing	Settler's Landing	Exterior Access Route	Exterior Accessible Route	1	WASHINGTON: An exterior accessible route is not provided.	PROW to Park Entrance (PE)	State of Washington	WA Bldg Code 51-50 WAC 1101.2.1; 403.3	\$5,153
241213	Settler's Landing	Settler's Landing	Exterior Access Route	Exterior Accessible Route	1	WASHINGTON: The slopes of the exterior accessible route are not compliant.	Walkway 1 (W1)	State of Washington	WA Bldg Code 51-50 WAC 1101.2.1; 403.3	\$2,973
241214	Settler's Landing	Settler's Landing	Exterior Access Route	Exterior Accessible Route	1	WASHINGTON: The slopes of the exterior accessible route are not compliant.	Walkway 2 (W2)	State of Washington	WA Bldg Code 51-50 WAC 1101.2.1; 403.3	\$892

Phase 6										
Id	Facility	Building	Assembly	Type	Barrier Priority	Detail	Location Description	ADA	Ref. Number	Total
241215	Settler's Landing	Settler's Landing	Boating and Fishing	Boarding Pier	1	The boarding pier has vertical changes in level between 1/4" and 1/2" that are not beveled, and/or greater than 1/2" that are not ramped.	Boarding Pier (BP)	ADA	1003.2.2,	\$576
243249	Snyders Corner Park	Snyders Corner Park	Amenity Not Evaluated	Amenity Not Evaluated	0	The amenity does not exist.	Snyder's Corner Site	ADA	Exception 1 None	\$0
239468	South Norway Hill Park	South Norway Hill Park	Exterior Access Route	Curb Ramp	1	A curb ramp is not provided where the accessible route crosses a curb.	NW Entrance from 122nd Ave NE	ADA	406.2	\$1,750
239469	South Norway Hill Park	South Norway Hill Park	Accessible Parking	Parking Space-Van	1	WASHINGTON: A van stall, access aisle, and signage are not provided and the slope and/or ground surface is/are not compliant.	On-Street Parking	State of Washington	WA Bldg Code 51-50 WAC 1101; ADA 502.4, 502.5	\$11,300
239471	South Norway Hill Park	South Norway Hill Park	Exterior Access Route	Exterior Accessible Route	1	WASHINGTON: An exterior accessible route is not provided.	NW Entrance from 122nd Ave NE	State of Washington	50 WAC 1101.2.1; 403.3	\$538
240328	South Norway Hill Park	South Norway Hill Park	Amenity Not Evaluated	Amenity Not Evaluated	5	The amenity is not regulated by the ADA.	Trails	ADA	None	\$0
243235	South Rose Hill Park	South Rose Hill Park	Restroom	Restroom/Bathroom - Door	1	The maneuvering clearance at the accessible door is not level and clear.	Unisex Restroom (URR)	ADA	305.2; 404.2	\$1,250
243236	South Rose Hill Park	South Rose Hill Park	Accessible Parking	Parking Space - General	1	Accessible parking spaces are not at the nearest accessible entrance.	Parking Lot 1	ADA	208.3	\$0
243237	South Rose Hill Park	South Rose Hill Park	Exterior Access Route	Exterior Accessible Route	1	WASHINGTON: An exterior accessible route is not provided.	Picnic Area 1 (PA1)	State of Washington	WA Bldg Code 51-50 WAC 1101.2.1; 403.3	\$986
243238	South Rose Hill Park	South Rose Hill Park	Exterior Access Route	Exterior Accessible Route	1	WASHINGTON: An exterior accessible route is not provided.	Playground 1 (PG1)	State of Washington	50 WAC 1101.2.1; 403.3	\$238
243241	South Rose Hill Park	South Rose Hill Park	Exterior Access Route	Exterior Accessible Route	1	WASHINGTON: An exterior accessible route is not provided.	Playground 2 (PG2)	State of Washington	WA Bldg Code 51-50 WAC 1101.2.1; 403.3	\$238
243243	South Rose Hill Park	South Rose Hill Park	Exterior Access Route	Exterior Accessible Route	1	WASHINGTON: The slopes of the exterior accessible route are not compliant.	Walkway 1 (W1)	State of Washington	WA Bldg Code 51-50 WAC 1101.2.1; 403.3	\$5,946
243245	South Rose Hill Park	South Rose Hill Park	Accessible Parking	Parking Space-Van	1	WASHINGTON: A van stall, access aisle, and signage are not provided and the slope and/or ground surface is/are not compliant.	Parking Lot 1 - Stall P1	State of Washington	ADA 502.4, 502.5	\$11,300
243226	South Rose Hill Park	South Rose Hill Park	Exterior Access Route	Gate	2	The gate does not have a smooth surface within 10" of the ground.	Gate 1 (G1)	ADA	404.2.10	\$160
243231	South Rose Hill Park	South Rose Hill Park	Restroom	Protruding Object	2	The restroom circulation path is not free of objects protruding more than 4" from wall in the space between 27" and 80" height above finish floor.	Unisex Restroom (URR)	ADA	307.2	\$250
243239	South Rose Hill Park	South Rose Hill Park	Playground	Ground Surface - Fibar	2	The ground surface has not been inspected and maintained regularly.	Playground 1 (PG1)	ADA	1008.2	\$1,950
243240	South Rose Hill Park	South Rose Hill Park	Playground	Ground Surface - Fibar	2	The ground surface has not been inspected and maintained regularly.	Playground 2 (PG2)	ADA	1008.2	\$3,400
243229	South Rose Hill Park	South Rose Hill Park	Restroom	Restroom/Bathroom - Lavatory	3	Pipes are not insulated.	Unisex Restroom (URR)	ADA	606.5	\$65



Phase 6										
Id	Facility	Building	Assembly	Type	Barrier Priority	Detail	Location Description	ADA	Ref. Number	Total
243232	South Rose Hill Park	South Rose Hill Park	Restroom	Restroom/Bathroom - Signage	3	The restroom does not have compliant signage at the door with the International Symbol of Accessibility, raised characters, and Braille.	Unisex Restroom (URR)	ADA	216.2, 703.1, 703.2, 703.5, 703.6	\$55
243233	South Rose Hill Park	South Rose Hill Park	Restroom	Restroom/Bathroom - Door	3	The accessible door with door closer has a sweep period of less than 5 seconds from 90 degrees to a position 12 degrees from latch.	Unisex Restroom (URR)	ADA	404.2.8	\$366
243242	South Rose Hill Park	South Rose Hill Park	Exterior Access Route	Stairs	3	WASHINGTON: The stair treads do not have visual contrast of dark-on-light or light-on-dark on the leading 2" of the tread from the remaining portion of the tread surface.	Playground 2 (PG2)	IBC	2009 ANSI A117.1-504.5.1	\$176
243246	South Rose Hill Park	South Rose Hill Park	Restroom	Restroom/Bathroom - Toilet Stall	3	WASHINGTON: A vertical side grab bar is not present in the wheelchair stall.	Unisex Restroom (URR)	ANSI A117.1	2009 ANSI A117.1-604.5.1 and A117.1-604.9.6	\$355
243227	South Rose Hill Park	South Rose Hill Park	Site Furnishings	Drinking Fountain/Water Cooler	4	The minimum number and types of drinking fountains are not provided.	Drinking Fountain 1 (DF1)	ADA	211.2; 602; 309	\$8,000
243228	South Rose Hill Park	South Rose Hill Park	Site Furnishings	Drinking Fountain/Water Cooler	4	A clear space is not positioned at the lower level drinking fountain for a forward approach and centered on the unit.	Drinking Fountain 1 (DF1)	ADA	602.2	\$238
239266	Street End Park	Street End Park	Exterior Access Route	Exterior Accessible Route	1	WASHINGTON: An exterior accessible route is not provided.	Public Right Of Way to Park	State of Washington	WA Bldg Code 51-50 WAC 1101.2.1; 403.3	\$2,400
243251	Tot Lot & Pea Patch	Tot Lot & Pea Patch	Exterior Access Route	Exterior Accessible Route	1	WASHINGTON: An exterior accessible route is not provided.	Walkway to Community Garden	State of Washington	WA Bldg Code 51-50 WAC 1101.2.1; 403.3	\$134
243252	Tot Lot & Pea Patch	Tot Lot & Pea Patch	Accessible Parking	Parking Space-Van	1	WASHINGTON: A van stall, access aisle, and signage are not provided.	On-Street Parking	State of Washington	WA Bldg Code 51-50 WAC 1101; ADA 502.4, 502.5	\$11,300
243253	Tot Lot & Pea Patch	Tot Lot & Pea Patch	Entrance to Building	Building Entrance - Door	1	The maneuvering clearance at the accessible gate is not level and clear.	Community Garden Entrance Gate	ADA	305.2; 404.2	\$1,250
243255	Tot Lot & Pea Patch	Tot Lot & Pea Patch	Exterior Access Route	Exterior Accessible Route	1	WASHINGTON: An exterior accessible route is not provided.	Community Garden	State of Washington	50 WAC 1101.2.1; 403.3	\$7,168
243256	Tot Lot & Pea Patch	Tot Lot & Pea Patch	Exterior Access Route	Exterior Accessible Route	1	Sidewalk has areas of vertical level changes in excess of 1/4" that are not ramped.	Community Garden	ADA	303	\$300
243261	Tot Lot & Pea Patch	Tot Lot & Pea Patch	Entrance to Amenity	Building Entrance - Door	1	The maneuvering clearance at the accessible gate is not level and clear.	Park Entrance Gate 2	ADA	305.2; 404.2	\$1,250
243262	Tot Lot & Pea Patch	Tot Lot & Pea Patch	Entrance to Building	Building Entrance - Door	1	Accessible entries are not identified with the International Symbol of Accessibility, where not all entrances are accessible.	Park Entrance Gate 2	ADA	216.6	\$120
243264	Tot Lot & Pea Patch	Tot Lot & Pea Patch	Exterior Access Route	Exterior Accessible Route	1	Sidewalk has areas of vertical level changes in excess of 1/4" that are not ramped.	Park Entrance Gate 2	ADA	303	\$36



Phase 6										
Id	Facility	Building	Assembly	Type	Barrier Priority	Detail	Location Description	ADA	Ref. Number	Total
243265	Tot Lot & Pea Patch	Tot Lot & Pea Patch	Exterior Access Route	Exterior Accessible Route	1	WASHINGTON: The clear width of the exterior accessible route is less than 44".	Walkway to Picnic Area	State of Washington	WA Bldg Code 51-50 WAC 1101.2.1; 403.3	\$2,378
243266	Tot Lot & Pea Patch	Tot Lot & Pea Patch	Exterior Access Route	Exterior Accessible Route	1	WASHINGTON: The slopes of the exterior accessible route are not compliant.	Walkway to Picnic Area	State of Washington	WA Bldg Code 51-50 WAC 1101.2.1; 403.3	\$0
243267	Tot Lot & Pea Patch	Tot Lot & Pea Patch	Exterior Access Route	Exterior Accessible Route	1	Sidewalk has areas of vertical level changes in excess of 1/4" that are not ramped.	Walkway to Picnic Area	ADA	303	\$0
243269	Tot Lot & Pea Patch	Tot Lot & Pea Patch	Exterior Access Route	Exterior Accessible Route	1	WASHINGTON: An exterior accessible route is not provided.	Access to Playground	State of Washington	WA Bldg Code 51-50 WAC 1101.2.1; 403.3	\$2,150
243272	Tot Lot & Pea Patch	Tot Lot & Pea Patch	Portable Restroom	Portable Restroom	1	An accessible route to the portable restroom has not been provided.	Portable Restroom 1 (RR1)	ADA	402, 404	\$896
243283	Tot Lot & Pea Patch	Tot Lot & Pea Patch	Exterior Access Route	Exterior Accessible Route	1	The accessible route does not have 80" vertical clearance.	Walkway to Picnic Area	ADA	307.4	\$250
243254	Tot Lot & Pea Patch	Tot Lot & Pea Patch	Exterior Access Route	Gate	2	The gate does not have a smooth surface within 10" of the ground.	Community Garden Entrance Gate	ADA	404.2.10	\$160
243263	Tot Lot & Pea Patch	Tot Lot & Pea Patch	Exterior Access Route	Gate	2	The gate does not have a smooth surface within 10" of the ground.	Park Entrance Gate 2	ADA	404.2.10	\$160
243270	Tot Lot & Pea Patch	Tot Lot & Pea Patch	Playground	Play Component	2	One of each type of ground level component is not on an accessible route.	Ground Play Components	ADA	240.2.1.1	\$5,376
243271	Tot Lot & Pea Patch	Tot Lot & Pea Patch	Playground	Play Component	2	Clear ground space is not provided at each ground play component, and each elevated play component connected by a ramp.	Vehicle Ground Play Components	ADA	1008.4.2	\$192
243275	Tot Lot & Pea Patch	Tot Lot & Pea Patch	Playground	Play Component	2	The entry points to a play component requiring transfer to entry points or seats is lower than 11" and higher than 24".	Ground Play Components	ADA	1008.4.4	\$800
243276	Tot Lot & Pea Patch	Tot Lot & Pea Patch	Playground	Play Component - Swing	2	A compliant turning space is not provided at a school-age swing.	Ground Play Components	ADA	1008.4.1	\$50
243277	Tot Lot & Pea Patch	Tot Lot & Pea Patch	Playground	Ground Surface-Fibar	2	The ground surface has not been inspected and maintained regularly.	Playground surfacing- engineered wood fibar	ADA	1008.2	\$1,600
243279	Tot Lot & Pea Patch	Tot Lot & Pea Patch	Playground	Transfer System	2	A transfer space is not provided at the platform.	Elevated Play Component	ADA	1008.3.1.3	\$5,000
244746	Tot Lot & Pea Patch	Tot Lot & Pea Patch	Playground	Play Component	2	An accessible sand table is not provided at the sand play area for ages 2-5.	Ground Play Components- Ages 2-5 Sand Area	ADA	240.2.1.1, 1008.4.3	\$5,000
243257	Tot Lot & Pea Patch	Tot Lot & Pea Patch	Exterior Access Route	Clear Space	3	Clear space is not provided at the operable part.	Community Garden	ADA	305; 309.2	\$108
243258	Tot Lot & Pea Patch	Tot Lot & Pea Patch	Exterior Access Route	Clear Space	3	Clear space is not provided at the operable part/lid of trash receptacle.	Trash Receptacle with lid adjacent to the Public Sidewalk	ADA	305; 309.2	\$215
243273	Tot Lot & Pea Patch	Tot Lot & Pea Patch	Portable Restroom	Portable Restroom	3	An ADA portable restroom is not provided.	Portable Restroom 1 (RR1)	ADA	213.2; 402.2	\$3,000
243259	Tot Lot & Pea Patch	Tot Lot & Pea Patch	Exterior Access Route	Signage	4	Directional signage indicating the accessible path of travel is not provided, where existing path of travels are both accessible and non-accessible.	Park Entrance Gate 1	ADA	216.3, 703	\$280

Phase 6										
Id	Facility	Building	Assembly	Type	Barrier Priority	Detail	Location Description	ADA	Ref. Number	Total
243152	Van Aalst Park	Van Aalst Park	Exterior Access Route	Exterior Accessible Route	1	WASHINGTON: An exterior accessible route is not provided.	Walkway to Tennis Court/Half Basketball Court	State of Washington	WA Bldg Code 51-50 WAC 1101.2.1; 403.3	\$2,867
243153	Van Aalst Park	Van Aalst Park	Accessible Parking	Parking Space-Van	1	WASHINGTON: A van stall, access aisle, and signage are not provided.	On-Street Parking	State of Washington	WA Bldg Code 51-50 WAC 1101; ADA 502.4, 502.5	\$11,300
243154	Van Aalst Park	Van Aalst Park	Exterior Access Route	Exterior Accessible Route	1	WASHINGTON: An exterior accessible route is not provided.	Walkway to Playground	State of Washington	WA Bldg Code 51-50 WAC 1101.2.1; 403.3	\$1,792
243155	Van Aalst Park	Van Aalst Park	Exterior Access Route	Exterior Accessible Route	1	WASHINGTON: An exterior accessible route is not provided.	Playground	State of Washington	WA Bldg Code 51-50 WAC 1101.2.1; 403.3	\$36
243164	Van Aalst Park	Van Aalst Park	Exterior Access Route	Exterior Accessible Route	1	WASHINGTON: An exterior accessible route is not provided.	Walkway to Playground	State of Washington	WA Bldg Code 51-50 WAC 1101.2.1; 403.3	\$2,150
243157	Van Aalst Park	Van Aalst Park	Playground	Ground Surface-Fibar	2	The ground surface has not been inspected and maintained regularly.	Playground	ADA	1008.2	\$1,750
243158	Van Aalst Park	Van Aalst Park	Playground	Transfer System	2	A transfer space is not provided at the platform.	Playground	ADA	1008.3.1.3	\$5,000
243159	Van Aalst Park	Van Aalst Park	Playground	Transfer System	2	The transfer steps are less than 24" wide.	Playground	ADA	1008.3.2.1	\$13,020
243161	Van Aalst Park	Van Aalst Park	Playground	Play Component - Swing	2	The slope of the turning space at the school-age swing is not level.	Playground	ADA	304, 1008.4.1	\$750
243162	Van Aalst Park	Van Aalst Park	Playground	Play Component	2	The entry points to a play component requiring transfer to entry points or seats is lower than 11" and higher than 24".	Playground	ADA	1008.4.4	\$400
243160	Van Aalst Park	Van Aalst Park	Playground	Play Component	4	The play component which has manipulative or interactive features that require reaching is not within the child's reach range.	Playground	ADA	Advisory 1008.4.2	\$5,000
243163	Van Aalst Park	Van Aalst Park	Picnic Area	Picnic Table	4	A compliant picnic table is not provided.	Picnic Table	ADA	902	\$1,300
254117	Watershed Park	Watershed Park	Amenity Not Evaluated	Amenity Not Evaluated	0	The amenity is not regulated by the ADA.	Watershed Park	ADA	None	\$0
239448	Windsor Vista Park	Windsor Vista Park	Amenity Not Evaluated	Amenity Not Evaluated	0	The amenity is not regulated by the ADA.	Trails	ADA	None	\$0
239430	Windsor Vista Park	Windsor Vista Park	Exterior Access Route	Curb Ramp	1	A curb ramp is not provided where the accessible route crosses a curb.	Entrance to Park (Proposed Parking)	ADA	406.2	\$1,750
239431	Windsor Vista Park	Windsor Vista Park	Accessible Parking	Parking Space-Van	1	WASHINGTON: A van stall, access aisle, and signage are not provided and the slope and/or ground surface is/are not compliant.	On-Street Parking	State of Washington	WA Bldg Code 51-50 WAC 1101; ADA 502.4, 502.5	\$11,300
239432	Windsor Vista Park	Windsor Vista Park	Exterior Access Route	Exterior Accessible Route	1	WASHINGTON: The slopes of the exterior accessible route are not compliant.	Walkway to Playground	State of Washington	WA Bldg Code 51-50 WAC 1101.2.1; 403.3	\$1,586
239433	Windsor Vista Park	Windsor Vista Park	Exterior Access Route	Exterior Accessible Route	1	WASHINGTON: The slopes of the exterior accessible route are not compliant.	Walkway to Playground	State of Washington	WA Bldg Code 51-50 WAC 1101.2.1; 403.3	\$317
239439	Windsor Vista Park	Windsor Vista Park	Exterior Access Route	Exterior Accessible Route	1	WASHINGTON: An exterior accessible route is not provided.	Picnic Table	State of Washington	WA Bldg Code 51-50 WAC 1101.2.1; 403.3	\$717



---

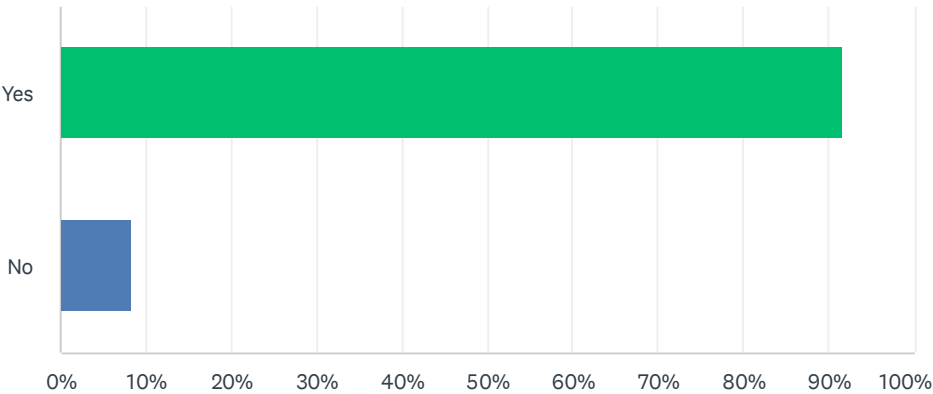
## **APPENDIX D**

# **COMMUNITY SURVEY SUMMARY**

---

Q1 Are you a resident of the City of Kirkland?

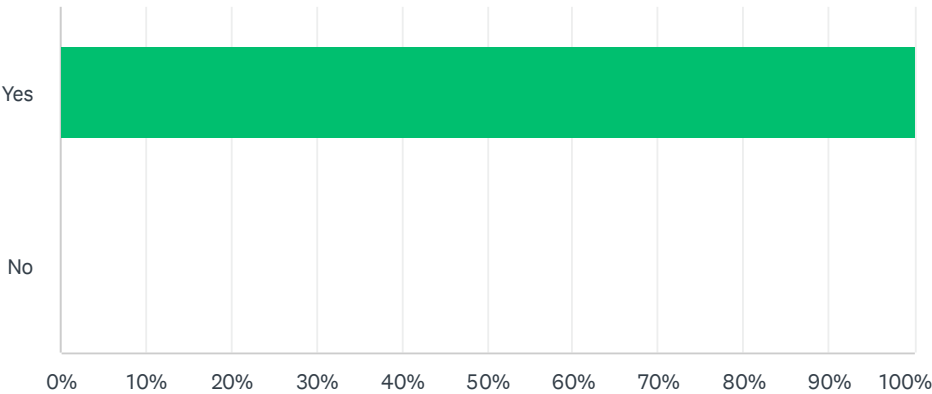
Answered: 36    Skipped: 3



ANSWER CHOICES	RESPONSES	
Yes	91.67%	33
No	8.33%	3
TOTAL		36

Q2 Are you a resident of King County?

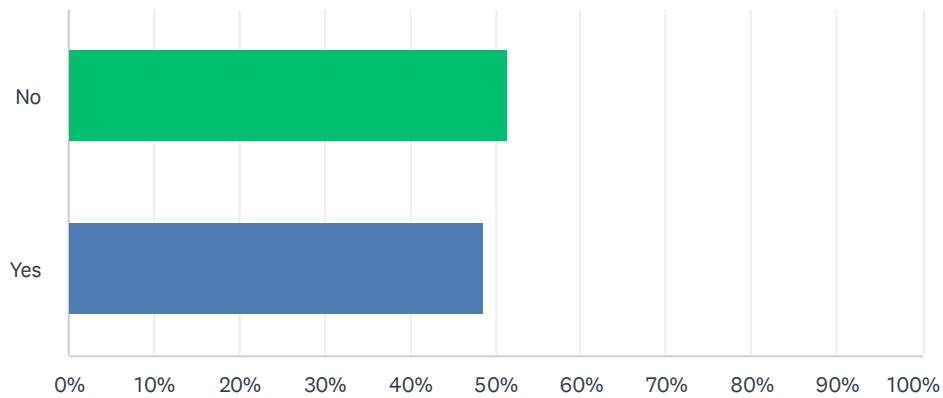
Answered: 36    Skipped: 3



ANSWER CHOICES	RESPONSES	
Yes	100.00%	36
No	0.00%	0
TOTAL		36

### Q3 Are there parks, programs or activities sponsored by the City of Kirkland's Parks and Community Services that you or someone you know cannot participate in or enjoy because of a disability?

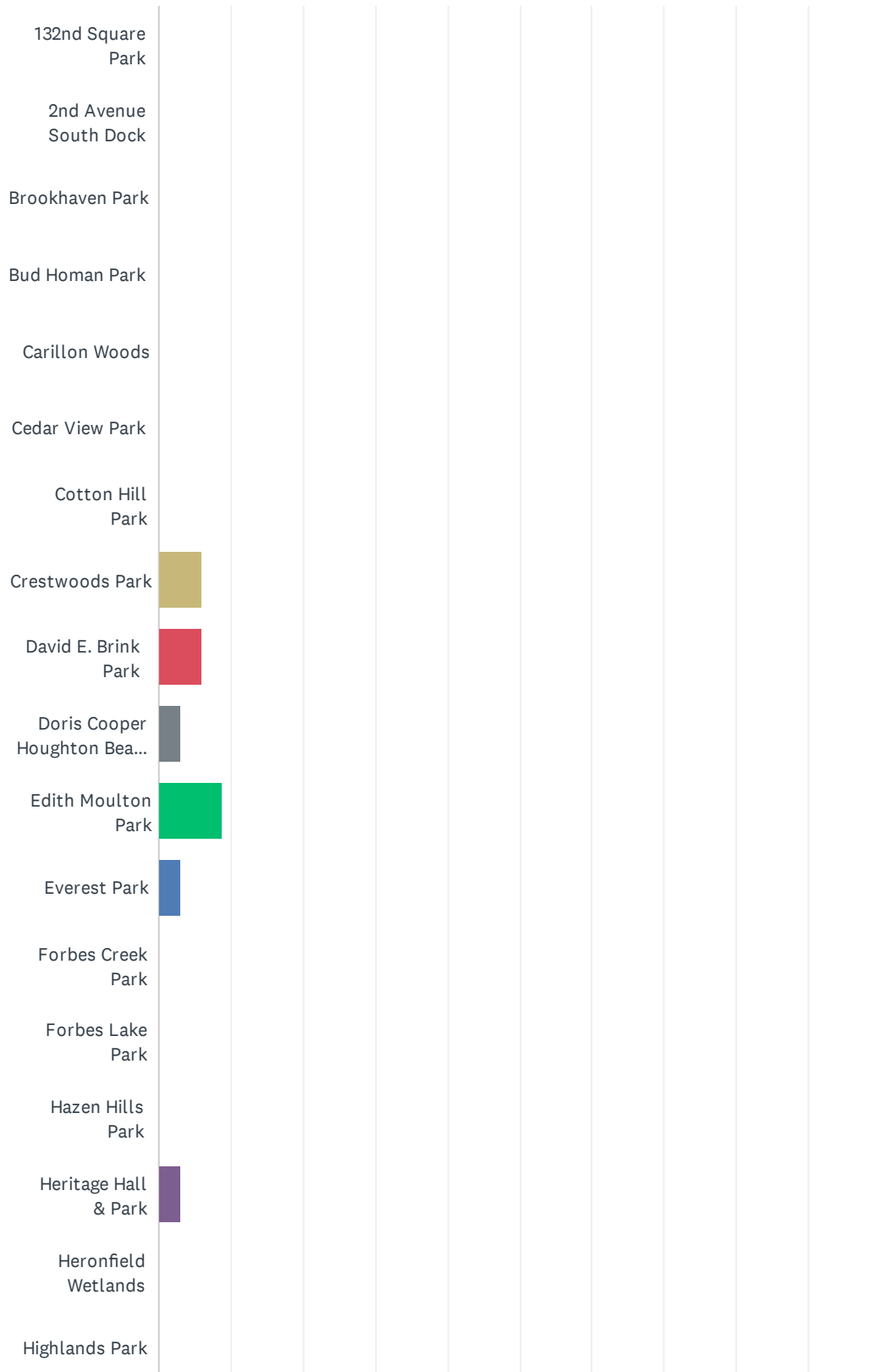
Answered: 35 Skipped: 4



ANSWER CHOICES	RESPONSES	
No	51.43%	18
Yes	48.57%	17
TOTAL		35

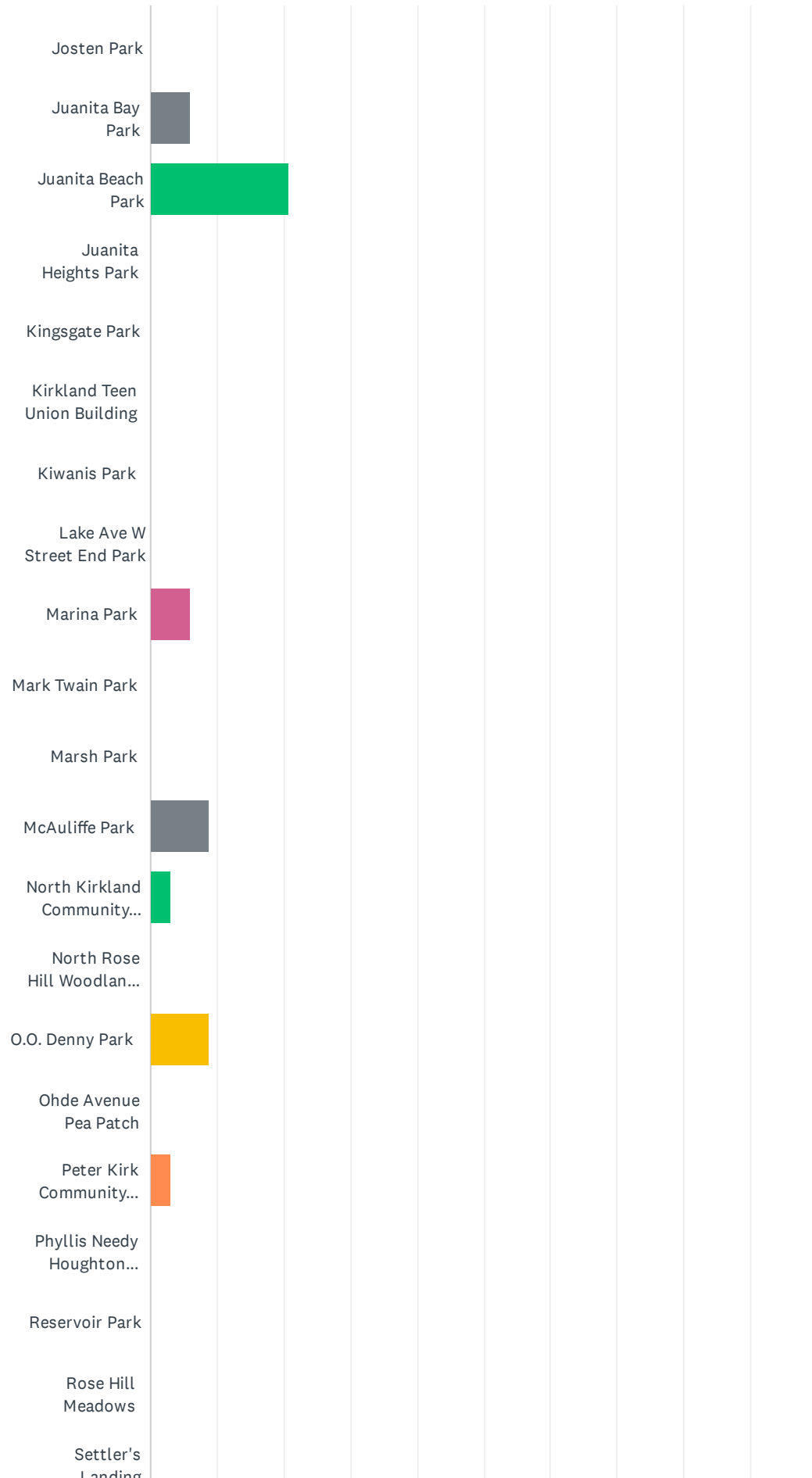
## Q4 Which location operated by the City of Kirkland's Parks and Community Services do you most frequently visit?

Answered: 34 Skipped: 5

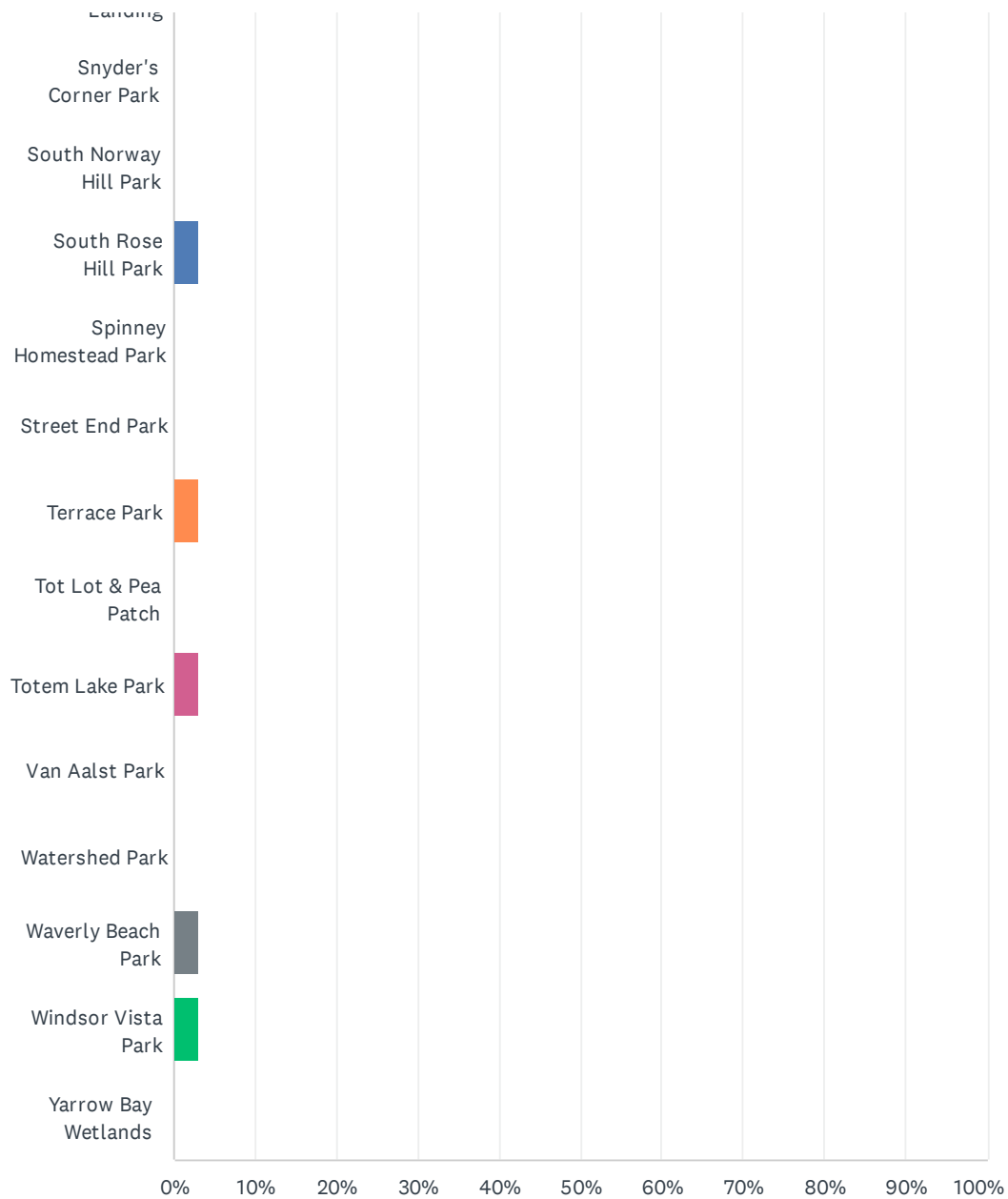




# City of Kirkland's Parks and Community Services Accessibility Public Input



## City of Kirkland's Parks and Community Services Accessibility Public Input



## City of Kirkland's Parks and Community Services Accessibility Public Input

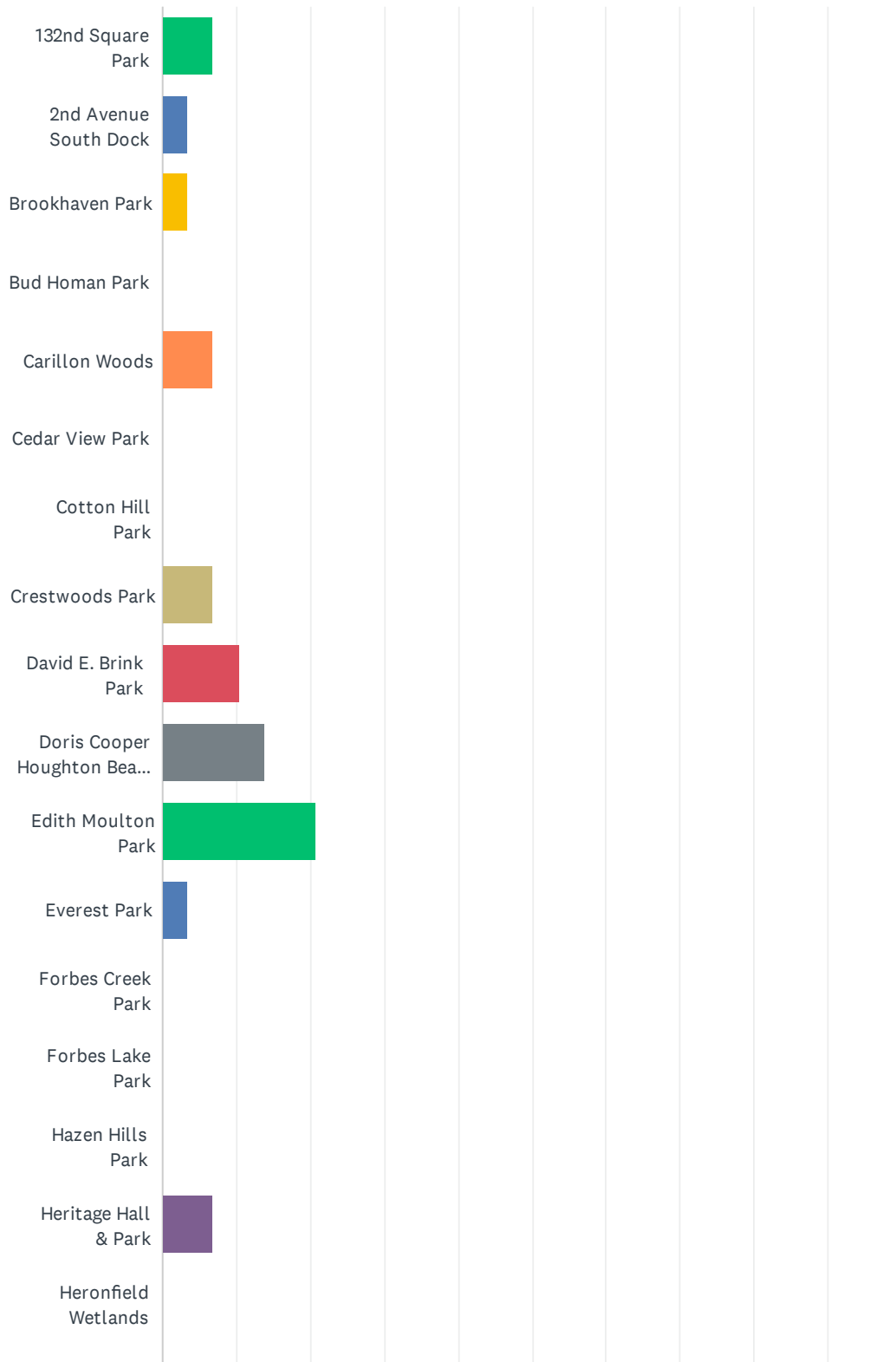
ANSWER CHOICES	RESPONSES	
132nd Square Park	0.00%	0
2nd Avenue South Dock	0.00%	0
Brookhaven Park	0.00%	0
Bud Homan Park	0.00%	0
Carillon Woods	0.00%	0
Cedar View Park	0.00%	0
Cotton Hill Park	0.00%	0
Crestwoods Park	5.88%	2
David E. Brink Park	5.88%	2
Doris Cooper Houghton Beach Park	2.94%	1
Edith Moulton Park	8.82%	3
Everest Park	2.94%	1
Forbes Creek Park	0.00%	0
Forbes Lake Park	0.00%	0
Hazen Hills Park	0.00%	0
Heritage Hall & Park	2.94%	1
Heronfield Wetlands	0.00%	0
Highlands Park	0.00%	0
Josten Park	0.00%	0
Juanita Bay Park	5.88%	2
Juanita Beach Park	20.59%	7
Juanita Heights Park	0.00%	0
Kingsgate Park	0.00%	0
Kirkland Teen Union Building	0.00%	0
Kiwanis Park	0.00%	0
Lake Ave W Street End Park	0.00%	0
Marina Park	5.88%	2
Mark Twain Park	0.00%	0
Marsh Park	0.00%	0
McAuliffe Park	8.82%	3
North Kirkland Community Center and Park	2.94%	1
North Rose Hill Woodlands Park	0.00%	0

# City of Kirkland's Parks and Community Services Accessibility Public Input

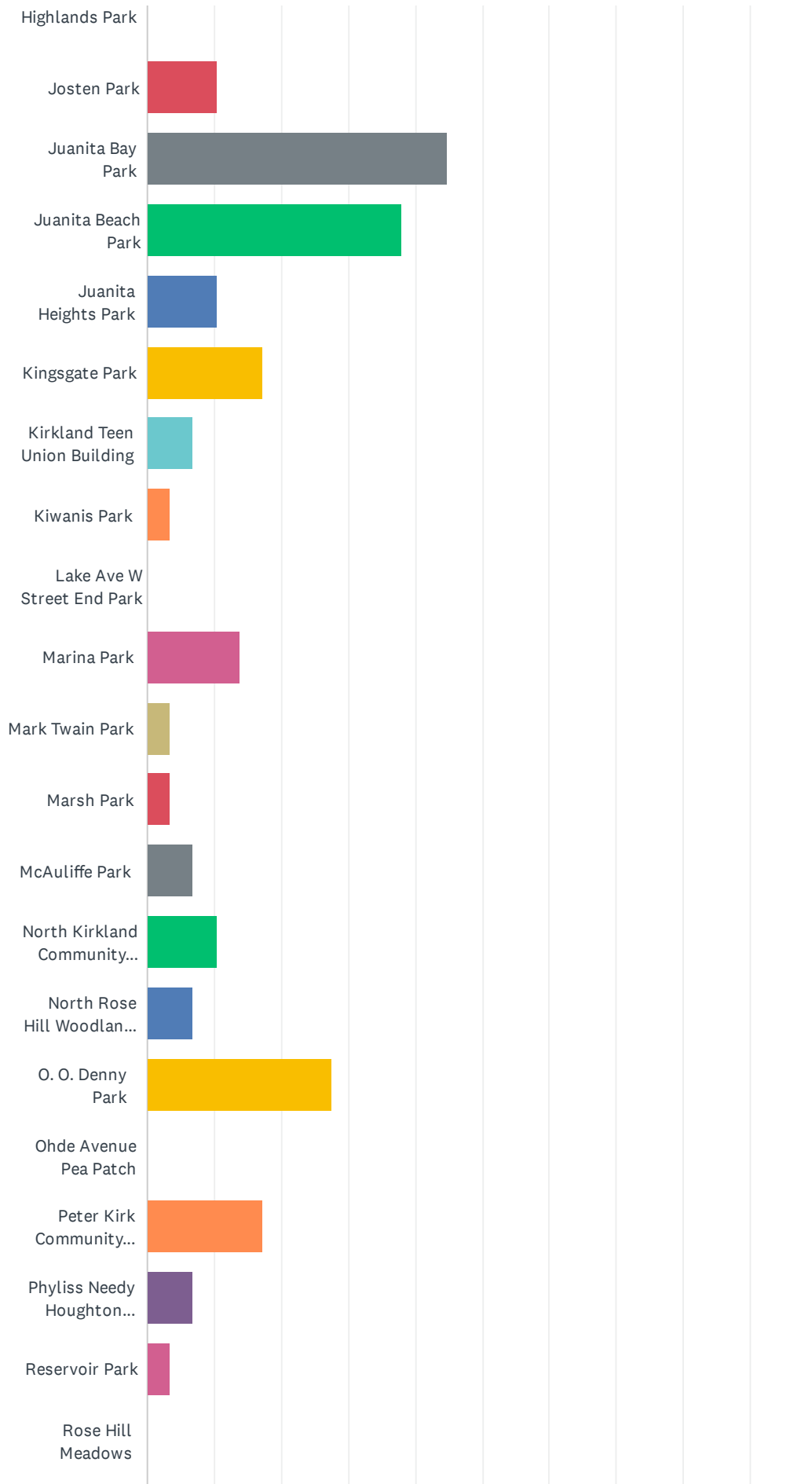
O.O. Denny Park	8.82%	3
Ohde Avenue Pea Patch	0.00%	0
Peter Kirk Community Center and Park	2.94%	1
Phyllis Needy Houghton Neighborhood Park	0.00%	0
Reservoir Park	0.00%	0
Rose Hill Meadows	0.00%	0
Settler's Landing	0.00%	0
Snyder's Corner Park	0.00%	0
South Norway Hill Park	0.00%	0
South Rose Hill Park	2.94%	1
Spinney Homestead Park	0.00%	0
Street End Park	0.00%	0
Terrace Park	2.94%	1
Tot Lot & Pea Patch	0.00%	0
Totem Lake Park	2.94%	1
Van Aalst Park	0.00%	0
Watershed Park	0.00%	0
Waverly Beach Park	2.94%	1
Windsor Vista Park	2.94%	1
Yarrow Bay Wetlands	0.00%	0
TOTAL		34

## Q5 Select up to five locations within the City of Kirkland's Parks and Community Services that you would visit more frequently if accessibility is improved.

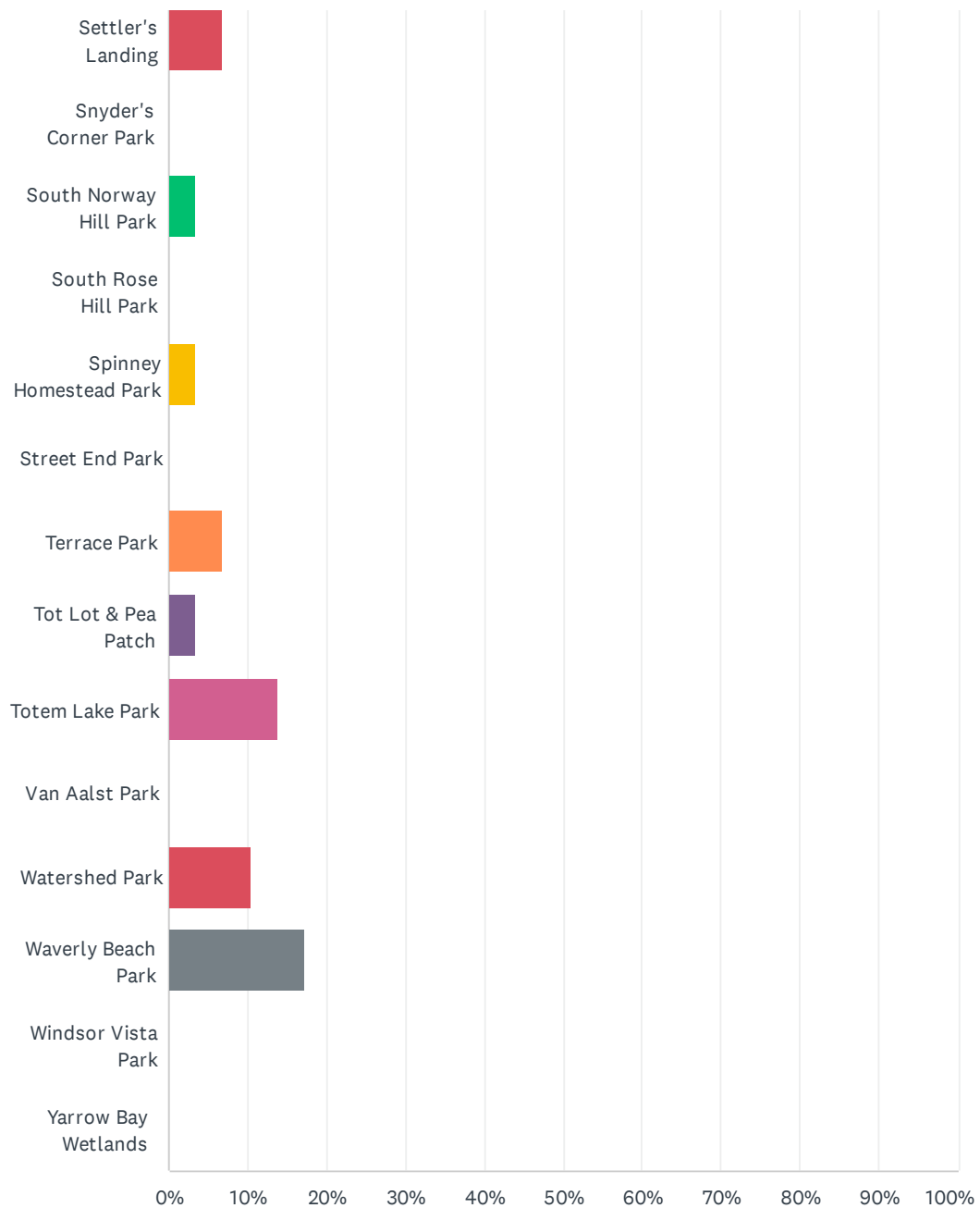
Answered: 29 Skipped: 10



# City of Kirkland's Parks and Community Services Accessibility Public Input



## City of Kirkland's Parks and Community Services Accessibility Public Input



## City of Kirkland's Parks and Community Services Accessibility Public Input

ANSWER CHOICES	RESPONSES	
132nd Square Park	6.90%	2
2nd Avenue South Dock	3.45%	1
Brookhaven Park	3.45%	1
Bud Homan Park	0.00%	0
Carillon Woods	6.90%	2
Cedar View Park	0.00%	0
Cotton Hill Park	0.00%	0
Crestwoods Park	6.90%	2
David E. Brink Park	10.34%	3
Doris Cooper Houghton Beach Park	13.79%	4
Edith Moulton Park	20.69%	6
Everest Park	3.45%	1
Forbes Creek Park	0.00%	0
Forbes Lake Park	0.00%	0
Hazen Hills Park	0.00%	0
Heritage Hall & Park	6.90%	2
Heronfield Wetlands	0.00%	0
Highlands Park	0.00%	0
Josten Park	10.34%	3
Juanita Bay Park	44.83%	13
Juanita Beach Park	37.93%	11
Juanita Heights Park	10.34%	3
Kingsgate Park	17.24%	5
Kirkland Teen Union Building	6.90%	2
Kiwanis Park	3.45%	1
Lake Ave W Street End Park	0.00%	0
Marina Park	13.79%	4
Mark Twain Park	3.45%	1
Marsh Park	3.45%	1
McAuliffe Park	6.90%	2
North Kirkland Community Center and Park	10.34%	3
North Rose Hill Woodlands Park	6.90%	2



# City of Kirkland's Parks and Community Services Accessibility Public Input

O. O. Denny Park	27.59%	8
Ohde Avenue Pea Patch	0.00%	0
Peter Kirk Community Center and Park	17.24%	5
Phylliss Needy Houghton Neighborhood Park	6.90%	2
Reservoir Park	3.45%	1
Rose Hill Meadows	0.00%	0
Settler's Landing	6.90%	2
Snyder's Corner Park	0.00%	0
South Norway Hill Park	3.45%	1
South Rose Hill Park	0.00%	0
Spinney Homestead Park	3.45%	1
Street End Park	0.00%	0
Terrace Park	6.90%	2
Tot Lot & Pea Patch	3.45%	1
Totem Lake Park	13.79%	4
Van Aalst Park	0.00%	0
Watershed Park	10.34%	3
Waverly Beach Park	17.24%	5
Windsor Vista Park	0.00%	0
Yarrow Bay Wetlands	0.00%	0
Total Respondents: 29		

## Q6 After reviewing the City of Kirkland's Parks and Community Services Transition Plan, please provide any specific questions or concerns about the plan

\*As the city council increases population density it must increase outdoor recreational spaces

\*It's not fully accessible and inclusive

\*It's a good idea to update parks compliance with ADA. Just be sure to include the needs of seniors so that all parts of the parks are accessible not just useable.

\*Many items list minor, if not imperceptible code deviations. PLEASE do not waste taxpayer money replacing sidewalks or parking areas because they have a 3% slope when it should be 2%.

\*No provisions for requiring Home Owners Associations Parks/Common areas meet ADA requirements!

\*I see the list of things that need fixing, but I am unclear on how we're going to fix any of it. How are you going to fix the completely non-wheelchair-accessible play structure in Windsor Vista Park? I know that there are wheelchair-accessible play structures, but the budget doesn't seem to be large enough to put those in. Where are you putting parking spots when there is currently zero space for parking in that same park?

\*I want to make sure that the classification of issues and priority for fixing also incorporates activities available, or potentially inaccessible, at the given parks. For example, there are many parks with play structures etc., but a small number with fishing or water activities. I want to make sure that the criteria take this into consideration.

\*We paid for this comprehensive study. Anyone who lives here knows that much of the city's property is in some state of disrepair, most notably roadways, sidewalks, walkways, parking lots etc and there is a lack of parking in many city lots. The terrain is hilly which makes all of these obstacles challenging to aging, disabled and even able-bodied users. I just hope you prioritize funding for these improvements and maintain them once completed.

## Q7 Additional Comments:

\*Safety at waterfront parks, especially those in the Houghton area in summer, is needed

\*Look into leaders like Harper's Playground. People with disabilities are being excluded.

\*More seating at Juanita Beach Park

\*I have seen the City of Kirkland waste large sums of money on accessibility projects that provided zero or negligible improvements. (Replacing sidewalks on 110th Ave NE, for example). Only spend taxpayer dollars where they will provide a substantial, tangible benefit.

\*I have to annually pay for an HOA park that my family cannot use due to the non-existence of ANY ADA provisions!

\*Windsor Vista Park - did anyone evaluate the bridge and trail across the bridge? It's a big part of what makes the park cool and it would be nice to make that accessible also.

\*to improve accessibility of public docks, it would be great to add an outer rail which would help prevent wheelchairs from accidentally going over.

## Q8 After reviewing the City of Kirkland's Parks and Community Services Transition Plan, please indicate in the comment box any section or part that you would like to stay the same

\*Keep Path of Travel as Priority 1.

\*Kirkland amenities so desperately need improvement and Kirkland is such a challenge for less ambulant folks to navigate b/c of the hills, lack of parking and poor sidewalks, pathways, potholes and ruts that any plan to fix some of this is welcome. I would add (though it's certain to be disregarded) more parking. With EVs gaining in popularity, cars are here to stay. Kirkland can be daunting to those who are unsteady on their feet or with other health concerns. I have several neighbors who are only able to comfortably get out in their own cars but struggle to reliably find parking near where they need or want to be. When my elderly parents visit, I have taken them to the new Juanita Beach facilities but otherwise head to Bellevue. Better parking, superior infrastructure, clean and well maintained.

\*Nothing. It's 2022. Make everything accessible and inclusive

## Q9 Please provide any additional comments you have regarding the Transition Plan:

\*When you aren't including those with disabilities you are blatantly excluding them.

\*Rather than focusing on existing sidewalks and walkways that are non-conforming, focus on items that are missing altogether. Many parks and street are lacking sidewalks and walkways to begin with, but have accessible restrooms or secondary amenities. This doesn't make sense.

\*Would be great if they added more benches and more parking at the parks.

\*Overdue. Good luck.

## Q10 What program, activity or facility improvements do you think would promote accessibility to the City of Kirkland Parks and Community Services?

\*more disc swings

\*There must be more recreational for disabled children (playgrounds etc) and disabled adults

\*Ask disabled people what access really looks like. Ask parents of kids with disabilities what inclusion looks like. Nothing about us without us

\*Adaptive rec classes/sports

\*Not sure why the Senior Center was dissolved. Sometimes it seems like seniors are an after-thought in Kirkland.

\*Free bus rides for senior and disabled participant in outdoor exercise.

\*Facility improvements at most popular, high-traffic areas.

\*Please improve your survey question 11 because there are disabilities other than mobility, visual, or communication

\*A more accessible (lighting, flooring, mobility within classrooms and in hallways, bathrooms, lounge/gathering space) community center that facilitates indoor recreation, community gatherings, and

\*a lot of the parks have trails that are not concrete/asphalt. This greatly reduces accessibility for somebody in a wheelchair, especially during the rainy seasons. OO Denny is a great example. When he first arrived, one of the accessible spaces can be taken by "catering". There's a limited accessible path. Some of the footbridges are completely inaccessible, and getting to the water as a wheelchair user is dangerous. The plan has the part listed as a fishing location, but if a wheelchair user cannot get to the water, it's not really allowing that activity.

\*More benches, more animal control (especially at O.O. Denny) and more parking.

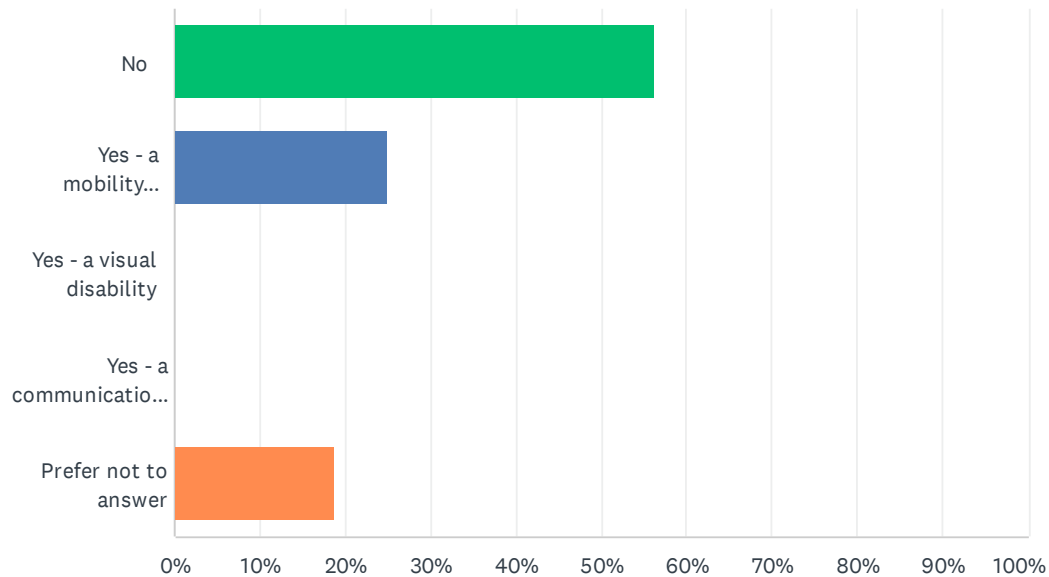
\*Even I cracked paths

\*I suppose you could offer specific programming for certain disabilities in the community but until you update the public infrastructure as detailed in the study, and make it possible for less able-bodied folks to get where they want to be, it's all virtuous lip service. If you do the work to update the infrastructure, it will likely promote itself. This is a weird question. Do you only want to promote accessibility or do you want Kirkland amenities to actually be accessible?

\*more restrooms

## Q11 Optional Question: Does the individual answering the questions have a disability?

Answered: 16   Skipped: 23



ANSWER CHOICES	RESPONSES	
No	56.25%	9
Yes - a mobility disability	25.00%	4
Yes - a visual disability	0.00%	0
Yes - a communication disability	0.00%	0
Prefer not to answer	18.75%	3
Total Respondents: 16		