



CITY OF KIRKLAND
Fire Department
123 Fifth Avenue, Kirkland, WA 98033 425.587.3650
www.kirklandwa.gov

MEMORANDUM

To: Kurt Triplett, City Manager
From: Joe Sanford, Fire Chief
Date: February 18th, 2021
Subject: Fourth Quarter Fire Dashboard

Kirkland Fire Department Fourth Quarter Dashboard is attached for your review.

In the Fourth Quarter of 2020 the Fire Department continues to navigate COVID-19 impacts to operations, training and station activities. KFD experienced a modest decline in overall call volume. It was noted that this trend was experienced in most King County fire and EMS agencies as well. It is suspected that the COVID restrictions have reduced travel, work and other activities that can generate 911 calls.

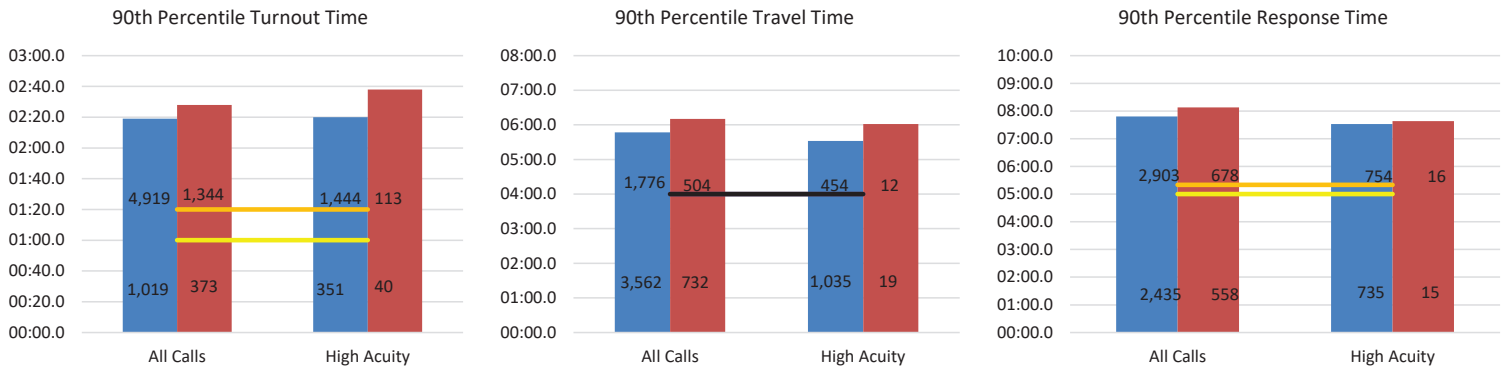
KFD Firefighter/EMTs had one successful cardiac arrest resuscitation at Whole Foods in Totem Lake. Citizen/by-stander CPR was initiated immediately after the patient collapse. Firefighters administered two shocks with an external defibrillator and performed one round of CPR for two minutes. The patient regained conscious after the second shock. The patient was discharged from Evergreen Hospital after making a full recovery.

Fire Department units responded to one significant structure fire. Fire cause and origin investigation has been completed. The cause is not considered suspicious.

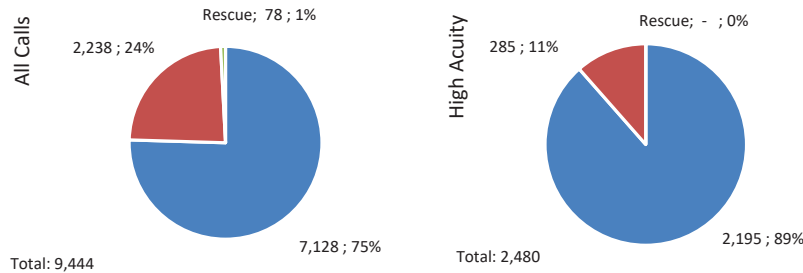
Fire Prevention staff continued to process construction applications, plan reviews and construction inspections. Prevention has not experienced a significant decrease in construction activities. Prevention has temporarily halted having engine companies conduct fire and life safety inspections in multi-family and small general business in response to the Governor's COVID phasing. With the recent move in phases, we will be reinstated engine company inspections in March.

Fire Dashboard 2020 Q4 - Current Year Data

Turnout & Travel Times YTD



Call Volume YTD

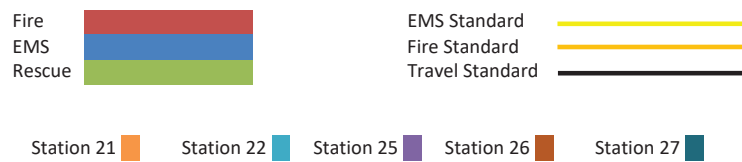


Confirmed Structure Fires Effective Response Force (ERF)

Date	1st Assigned	1st On Scene	Time of ERF	Reported	1st Unit Time	ERF Time
4/7/2020	2:41:09 PM	2:45:20 PM	2:53:06 PM	30	4:11 mins	11:57 mins**
5/29/2020	8:26:13 PM	8:31:15 PM	8:53:13 PM	40	5:02 mins	27:00 mins**
8/14/2020	3:05:32 PM	3:12:55 PM	3:17:31 PM	22	7:23 mins	11:59 mins*
8/22/2020	9:11:15 PM	9:15:32 PM	9:25:54 PM	32	4:17 mins	14:39 mins**
9/20/2020	6:13:29 AM	6:22:34 AM	6:47:13 AM	21	9:05 mins	33:44 mins**
9/21/2020	11:36:56 PM	11:42:18 PM	11:47:48 PM	24	5:22 mins	10:52 mins**
10/26/2020	1:40:09 PM	1:44:03 PM	1:57:30 PM	29	3:54 mins	17:21 mins**
11/9/2020	3:59:28 AM	4:04:20 AM	4:10:47 AM	22	4:52 mins	11:19 mins*
12/24/2020	6:15:54 PM	6:20:46 PM	6:30:16 PM	26	4:52 mins	14:22 mins**
12/27/2020	10:35:29 AM	10:40:42 AM	10:53:18 AM	22	5:13 mins	17:49 mins**

* Structure Fire, ** Working Fire

Legend



Automatic Aid YTD

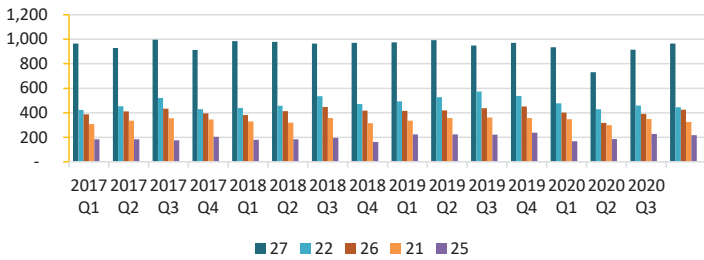
Jurisdiction	Given	Received
Redmond	373	136
Bellevue	253	170
Bothell	171	52
Woodinville	48	73
Northshore	59	57
Eastside	5	2
Other	7	1
Total	916	491

Medic Responses YTD

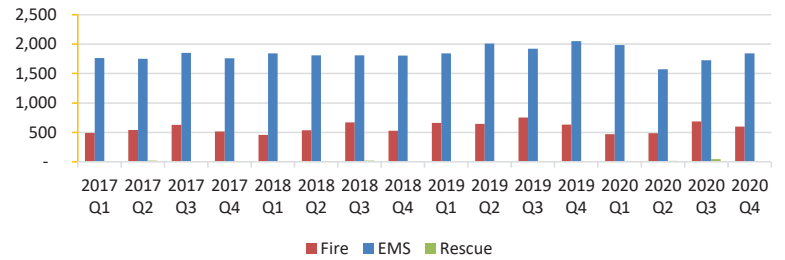
Unit	Responses	Unit	Responses
M101	84	M157	61
M102	2	M165	0
M119	107		
M123	890		
M129	2		
M135	3		
M142	65		
Total	1,214		

Fire Dashboard 2020 Q4 - Trends

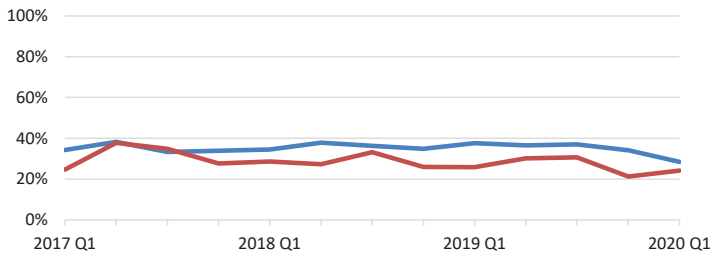
Dispatched by Station 2017 - 2020 Q4



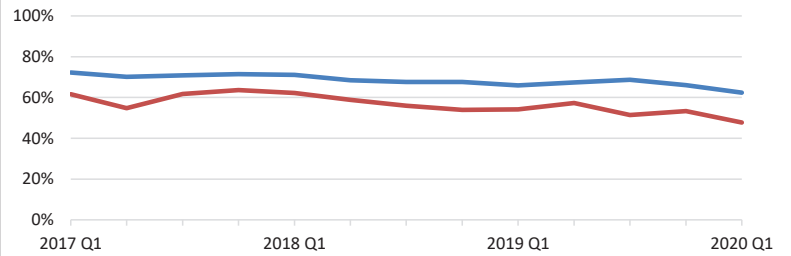
Total Call Volume By Call Type 2017-2020 Q4



Calls Meeting Turnout Target by Call Type 2017-2020 Q4



Calls Meeting Travel Target by Call Type 2017-2020 Q4



Fire Prevention Inspections and Permits YTD

Occupancy Inspections

	Q1	Q2	Q3	Q4	Total
Violations	128	226	519	115	988
Corrected Violations	67	57	191	41	356
Total Inspections	86	70	267	83	506

**Due to covid-19 many scheduled inspections did not take place.*

**Due to covid-19, crew inspections stopped in October and numbers are from Prevention Staff Inspections.*

IFC Permits

	Q1	Q2	Q3	Q4	Total
Requiring Review	10	7	49	34	100
Not Requiring Review	1	5	22	28	56
Total	11	12	71	62	156