



**CITY OF KIRKLAND**

Fire Department · 123 Fifth Avenue, Kirkland, WA 98033  
425.587.3650 · [www.kirklandwa.gov](http://www.kirklandwa.gov)

---

**MEMORANDUM**

**To:** Kurt Triplett, City Manager  
**From:** Joseph Sanford, Fire Chief  
**Date:** October 22, 2020  
**Subject:** Fire Department Dashboard – 3<sup>rd</sup> Qtr 2020

**RECOMMENDATION:**

City Council receives the Fire Department dashboard for the 3<sup>rd</sup> quarter of 2020. This dashboard has had an additional portion added relaying significant incidents in the quarter. The department is looking for Council feedback on its usefulness.

**BACKGROUND DISCUSSION:**

The Fire Department collects data from NORCOM dispatching and from internal records management systems. The data is compiled into charts and graphs and reviewed regularly for trends in incident type, incident volumes and response times for issues that impact them.

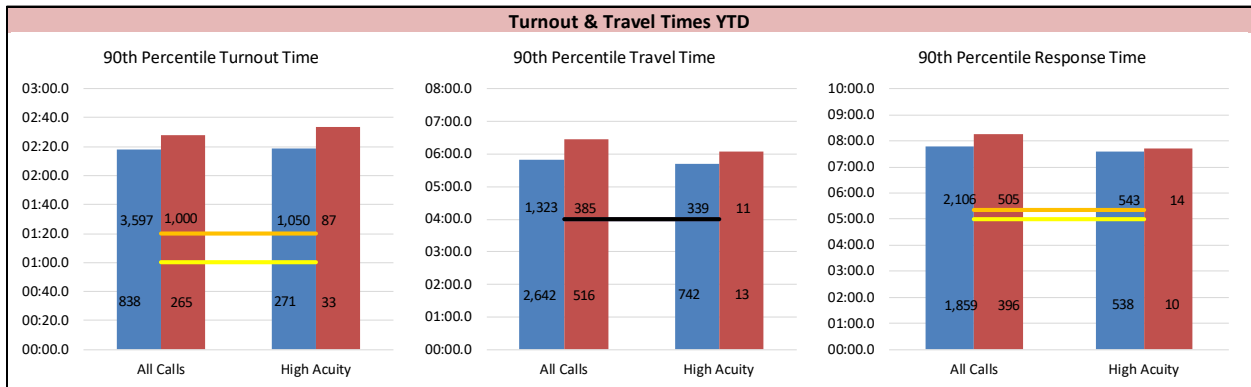
In the 3<sup>rd</sup> quarter of 2020, the Fire Department has continued to monitor the COVID-19 pandemic and associated response data. Fire departments regionally have noticed a decrease in total number of responses. It is assumed that this is a result of fewer people driving, fewer business activities outside the home and social distancing. But this has yet to be statistically validated. As the pandemic restrictions are removed, it is expected that call volumes will return to previous levels.

The Fire Prevention Bureau is continuing to engage in fire and life safety inspections of businesses and multi-family residences. These are being conducted with adherence to state guidelines on PPE and social distancing.

In this dashboard presentation, the department has added short narratives on significant calls during the 3<sup>rd</sup> quarter. Fire Administration looks forward to feedback from Council for ways we might better meet the needs of the Council and the community through this dashboard.

Attachment A: Q3 2020 Fire Department Dashboard

**Fire Dashboard 2020 Q3 - Current Year Data**



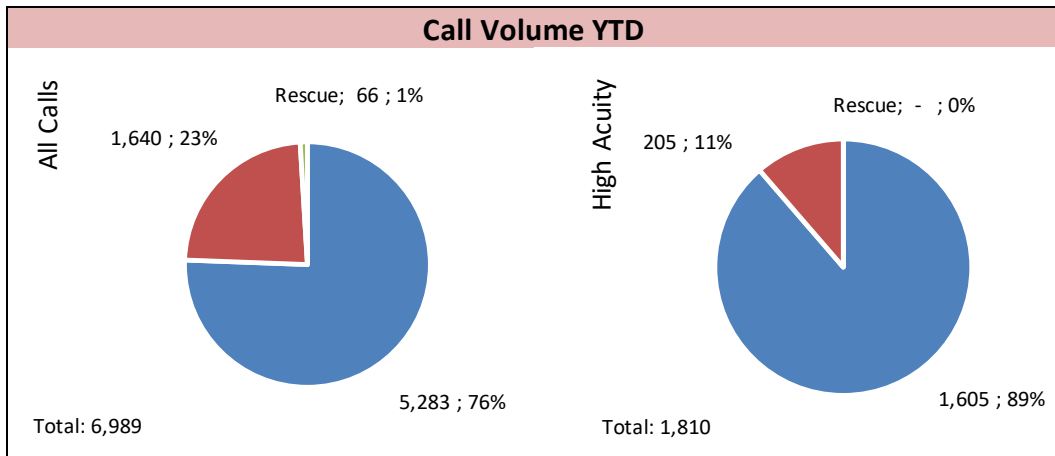
Turnout and Travel times are reported for the 90<sup>th</sup> percentile for all responses for Kirkland Fire Department units within the City of Kirkland.

Turnout standards are 60 seconds for Emergency Medical Service responses and 80 seconds for fire/rescue calls requiring crews to don PPE

Total response time goals are:

6 minutes for EMS responses

6 minutes, 30 seconds for fire responses



<b>Confirmed Structure Fires Effective Response Force (ERF)</b>						
<b>Response Time</b>						
<i>Date</i>	<i>1st Assigned</i>	<i>1st On Scene</i>	<i>Time of ERF</i>	<i>Reported</i>	<i>1st Unit Time</i>	<i>ERF Time</i>
4/7/2020	2:41:09 PM	2:45:20 PM	2:53:06 PM	30	4:11 mins	11:57 mins**
5/29/2020	8:26:13 PM	8:31:15 PM	8:53:13 PM	40	5:02 mins	27 mins**
8/14/2020	3:05:32 PM	3:12:55 PM	3:17:31 PM	22	7:23 mins	11:59 mins*
8/22/2020	9:11:15 PM	9:15:32 PM	9:25:54 PM	32	4:17 mins	14:39 mins**
9/20/2020	6:13:29 AM	6:22:34 AM	6:47:13 AM	21	9:05 mins	33:44 mins**
9/21/2020	11:36:56 PM	11:42:18 PM	11:47:48 PM	24	5:22 mins	10:52 mins**
* Structure Fire						
**Working Fire						

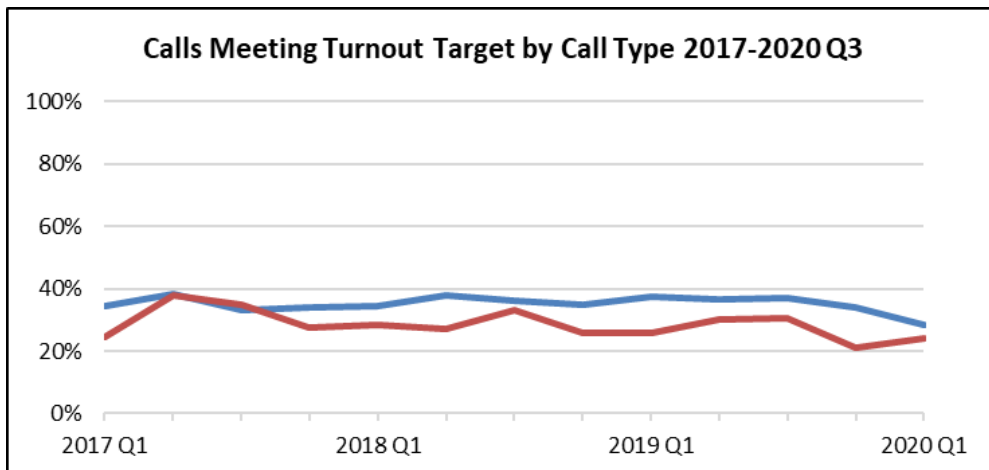
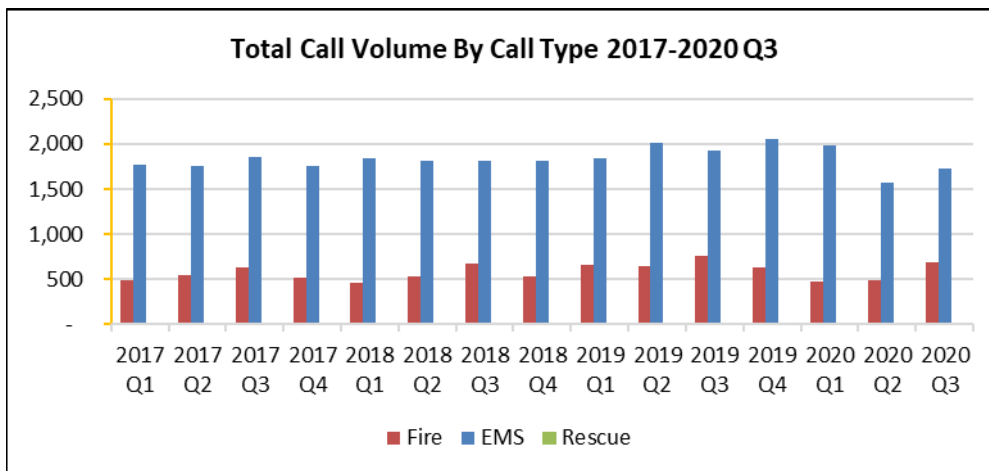
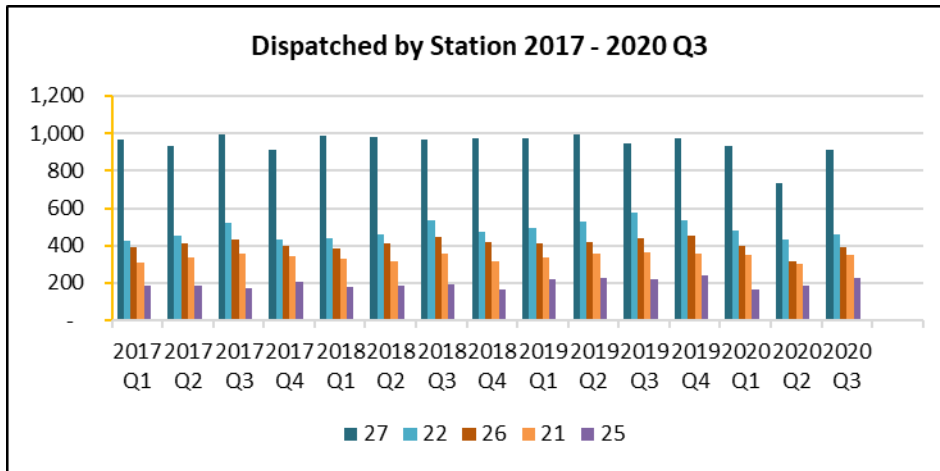
*Effective firefighting Force (EFR) reflects the number of Firefighters required on scene to effectively control and extinguish fires in buildings.*

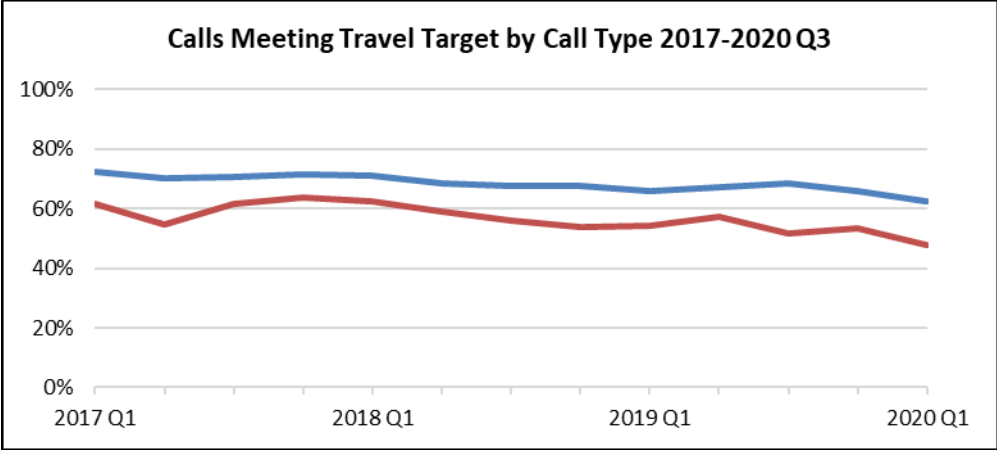
*KFS standards is 14 suppression personal within the first 14 minutes and 30 seconds.*

*Order of assignments on the fire ground may vary based on the situation. Units are normally assigned an engine for fire attack, second engine as Rapid Intervention Crew (2 in/2out), third engine as back up team, fourth engine for exposures or other tasks. The first arriving ladder for search and rescue, second ladder for ventilation. The first Battalion Chief will assume incident command (IC). The second arriving Battalion chief will assume the safety officer role. All subsequent units are assigned tasks based on the needs of the incident.*

<b>Automatic Aid YTD</b>			<b>Medic Responses YTD</b>			
<u>Jurisdiction</u>	<u>Given</u>	<u>Received</u>	<u>Unit</u>	<u>Responses</u>	<u>Unit</u>	<u>Responses</u>
Redmond	271	106	M101	60	M157	39
Bellevue	185	124	M102	2	M165	
Bothell	130	35	M119	74		
Woodinville	29	52	M123	566		
Northshore	39	39	M129	2		
Eastside	4	2	M135	2		
Other	5	1	M142	40		
<b>Total</b>	<b>663</b>	<b>359</b>			<b>Total</b>	<b>785</b>

**Fire Dashboard 2020 Q3 - Trends**





**Fire Prevention Inspections and Permits YTD**

### Occupancy Inspections

	Q1	Q2	Q3	Q4	Total
Violations	128	226	519		873
Corrected Violations	67	57	191		315
Total Inspections	86	70	267		423

*\*Due to covid-19 many scheduled inspections did not take place.*

### IFC Permits

	Q1	Q2	Q3	Q4	Total
Requiring Review	10	7	49	-	66
Not Requiring Review	1	5	22	-	28
Total	11	12	71	-	94



## 87 Motor vehicle collisions

20200004004-Roll over accident on I405. Transported to Harborview.

20200005265- car and metro bus accident resulted in a fatality.

20200005746- Roll over accident with no injuries. 4 patients were extricated from vehicle.



## 22 cardiac arrest/CPR incidents

Two were transported to area Hospitals

Ten were fatalities

Ten were non-cardiac arrest responses.



## 6 water rescue incidents

20200005243-reported person in the water was a navigation buoy. (buoy with blinking light)

20200004422-Seaplane flipped while landing. Pilot self-extricated, non-injury.



## 12 structure fire incidents

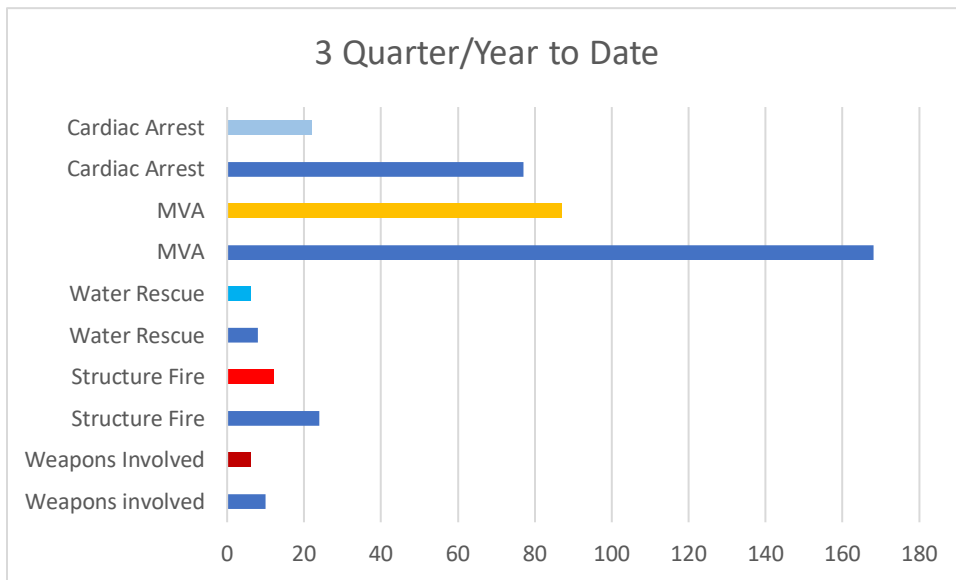
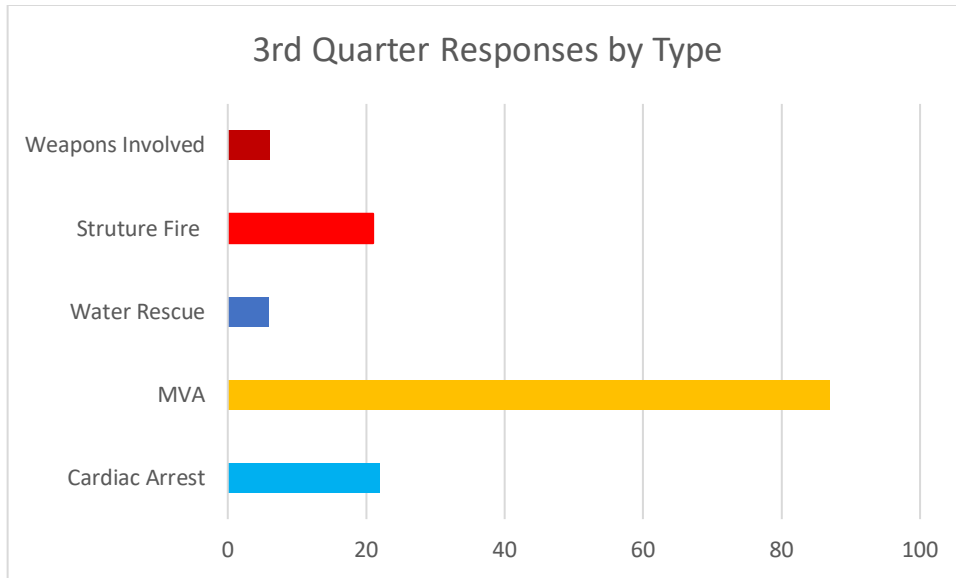
20200003364-small fire quickly extinguished. One patient treated and transported for smoke inhalation.

20200003364-small exterior fire at Kirkland Urban.

20200005465-small deck fire extinguished by first engine.

20200005756-Small fire at riding arena. Extinguished by first three units.

20200005789-Room and contents fire in a bedroom.



*The first line in each call type shows Quarter 3 only.*

*The second line in each call type shows year to date.*