

# Transportation Benefit District

Ray Steiger, P.E., Project Manager  
City of Kirkland Public Works

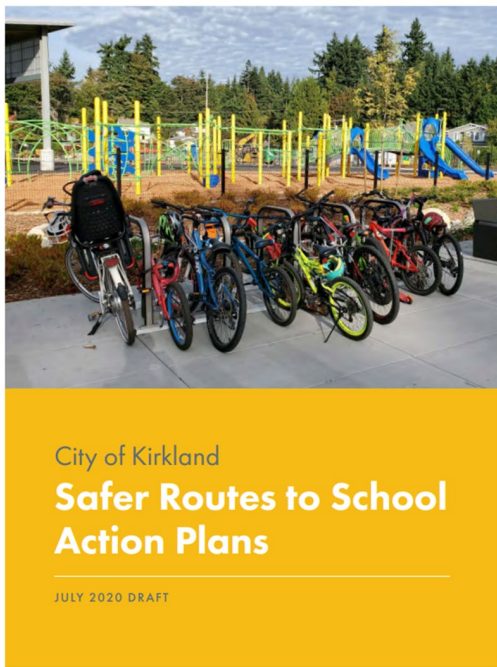


Accelerating Pedestrian and Bicycle Safety  
Projects through a vehicle licensing fee

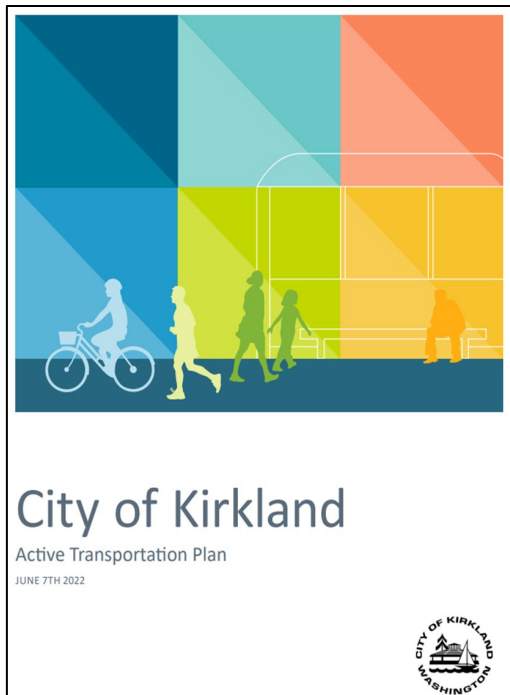
**Kirkland Transportation Commission – Dec 14, 2022**

# IMPROVING SAFETY

In 2019, pre-pandemic, The City began work on 2 critical plans to improve safety by addressing deficits in our sidewalks, crosswalks and bicycle lanes.



Identified **new projects** that would make walking and bicycling around each of Kirkland's **elementary and middle schools** and **business districts** safer and more feasible for students, families and workers.



# Completed in 2021, SRTSAP identified safety project priorities for all neighborhoods



## City of Kirkland Safer Routes to School Action Plans

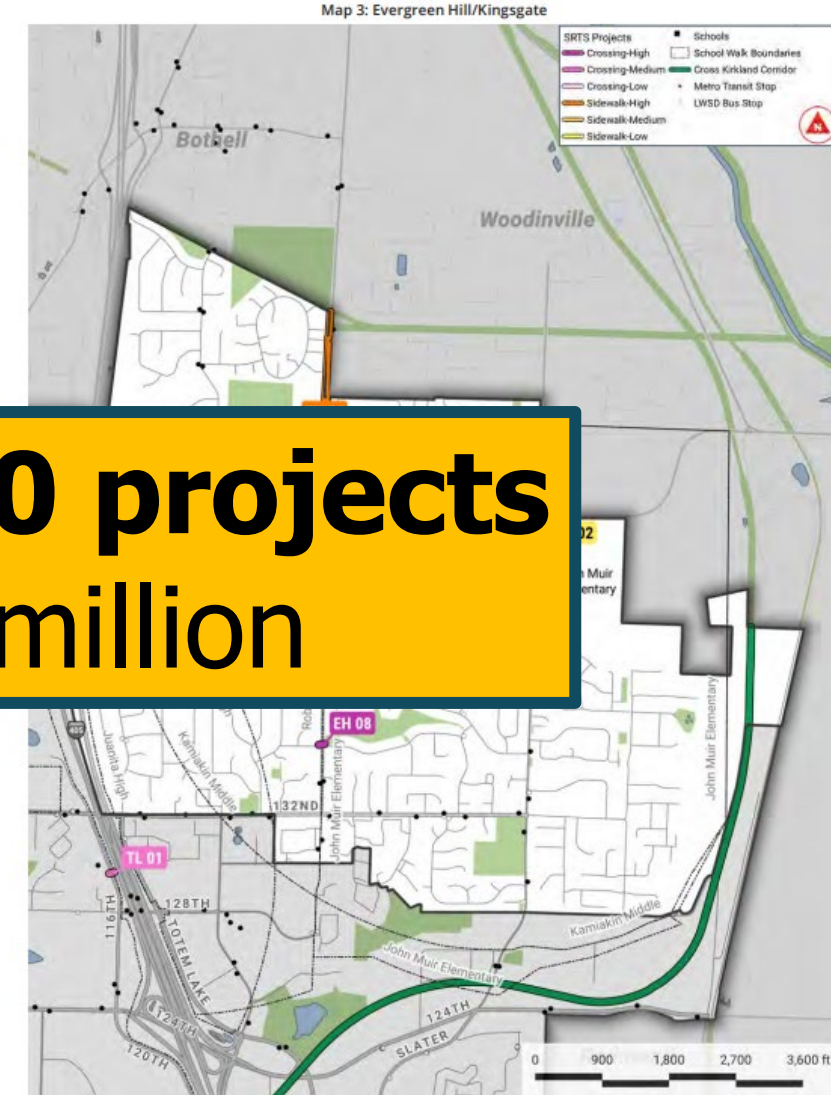
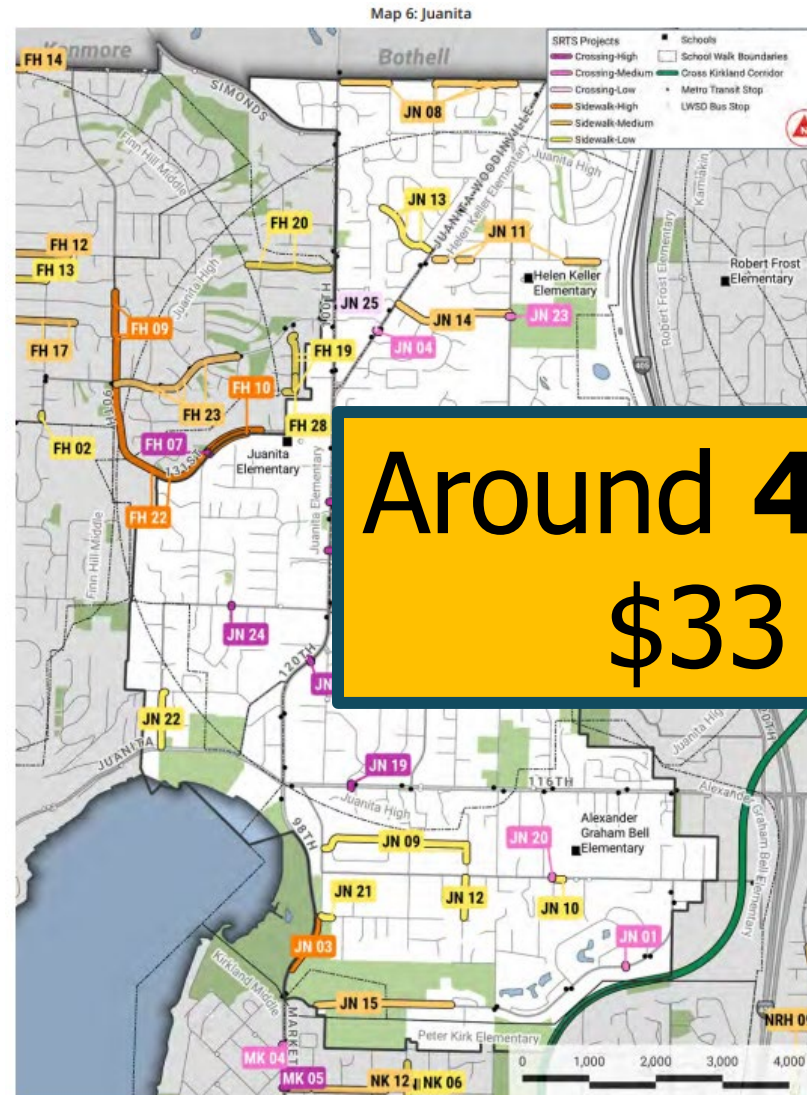
JULY 2020 DRAFT



City of Kirkland

Active Transportation Plan

JUNE 7TH 2022



**Around 40 projects  
\$33 million**



Completed in 2022, identified projects across the city for, safety, equity, and connectivity to key destinations

City of Kirkland  
Safer Routes to School  
Action Plans

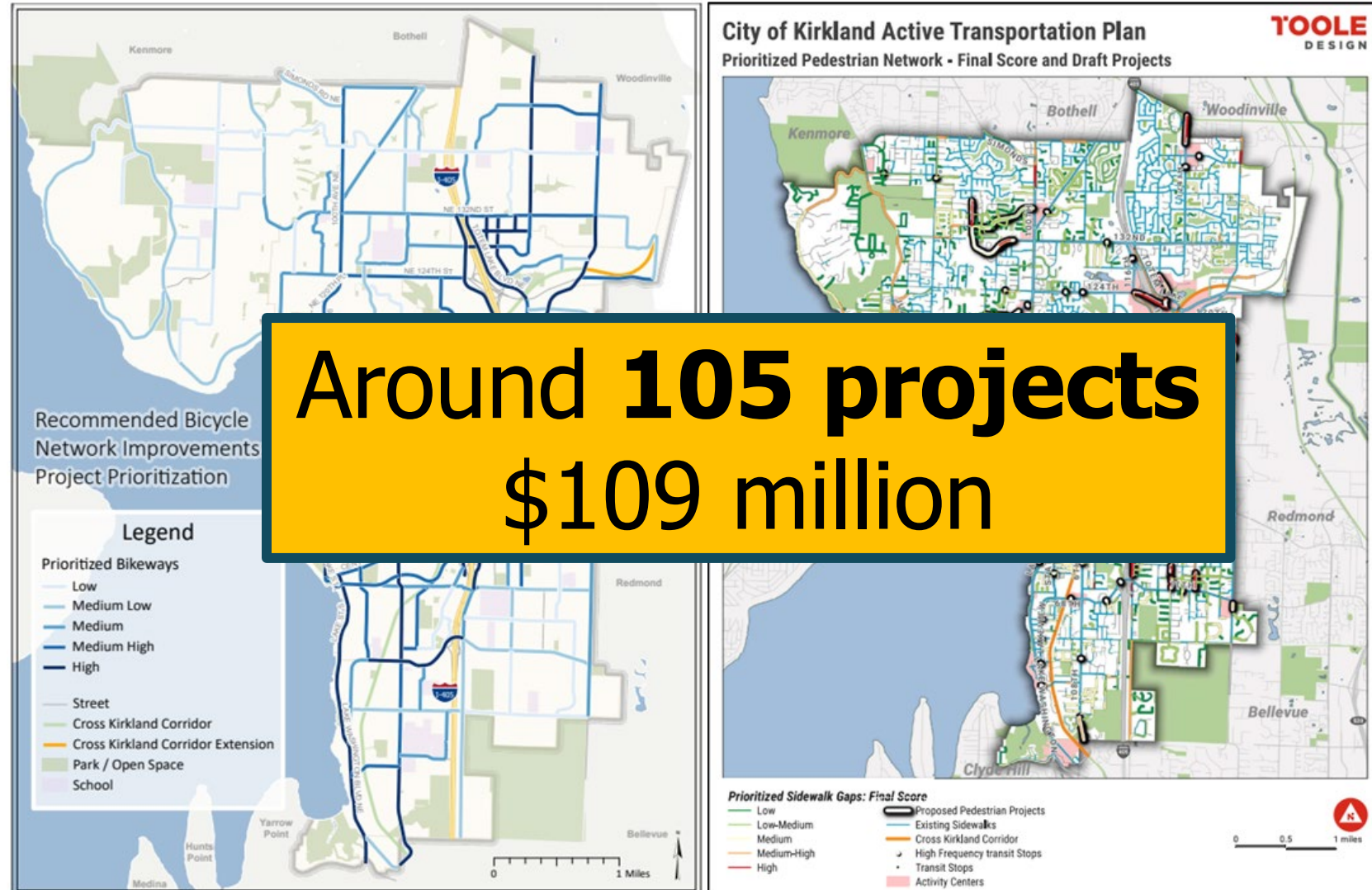
JULY 2020 DRAFT



City of Kirkland

Active Transportation Plan

JUNE 7TH 2022



# TRANSPORTATION BENEFIT DISTRICT

- State authorized local taxing district
- Allows sales tax or vehicle license fee (car tabs) for revenue
- Funds must be used for specific transportation related projects
- Currently in use by 113 of the 282 cities in Washington

# PROPOSAL: ACCELERATE PROJECTS, IMPROVE MEDIANS

- Enact a \$20-per-vehicle car tab fee to generate approximately \$1.34 million a year
- \$1 million per year used to pay debt service on a \$20 million general obligation bond
- Bond funds used to plan, design, and construct the 45 highest priority projects identified in the Safer Routes to School and 2022 ATP (~ top 15-20%)
- \$340,000 per year for a dedicated “tree and medians” team

# Top Priority 15 – 20%

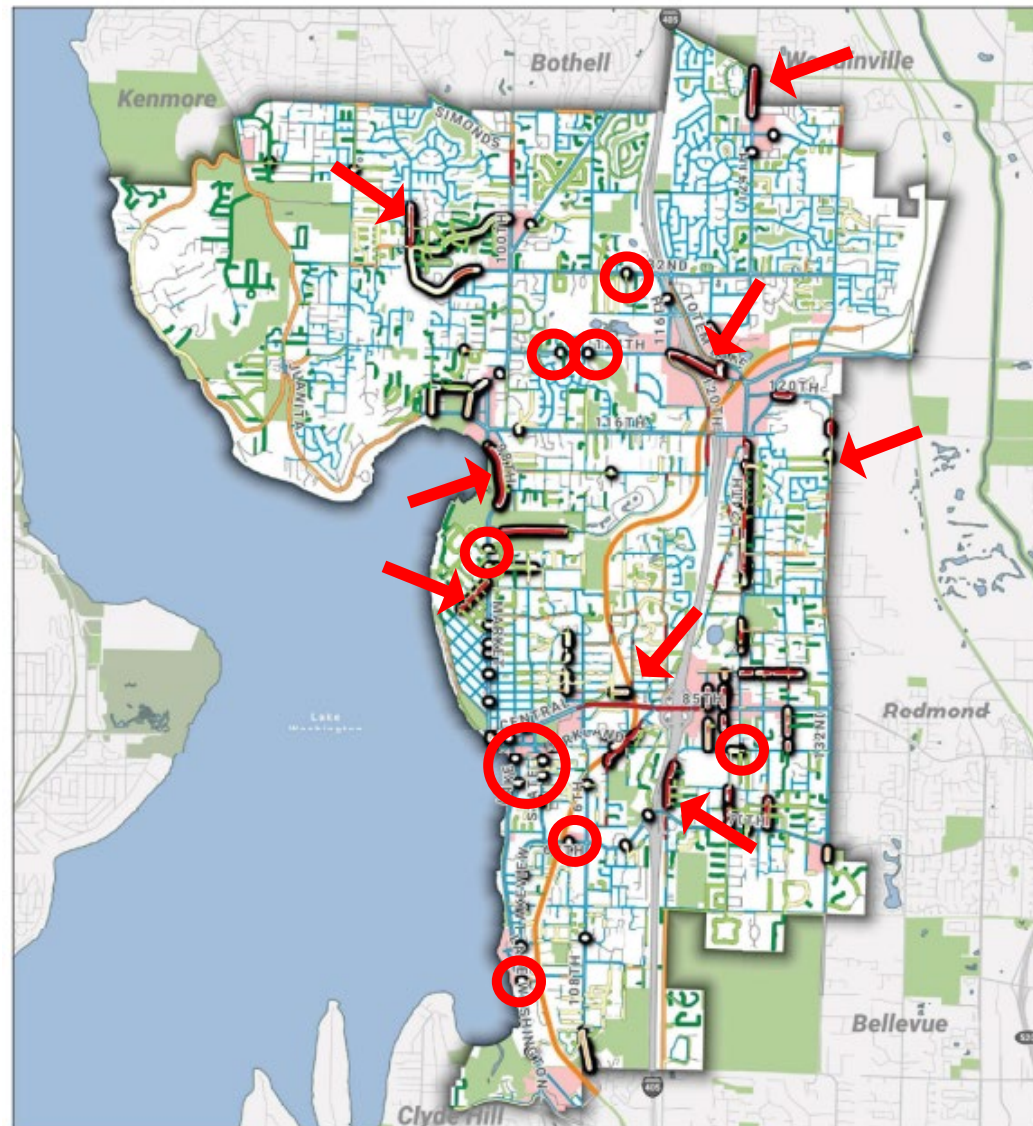
Type of Project	Investment
new sidewalks	\$ 16,667,000
crosswalk enhancements	\$ 4,794,000
bicycle enhancements	\$ 3,610,000
maintenance (sidewalk panels, ramps)	\$ 833,000
<b>TOTAL</b>	<b>\$ 25,904,000</b>



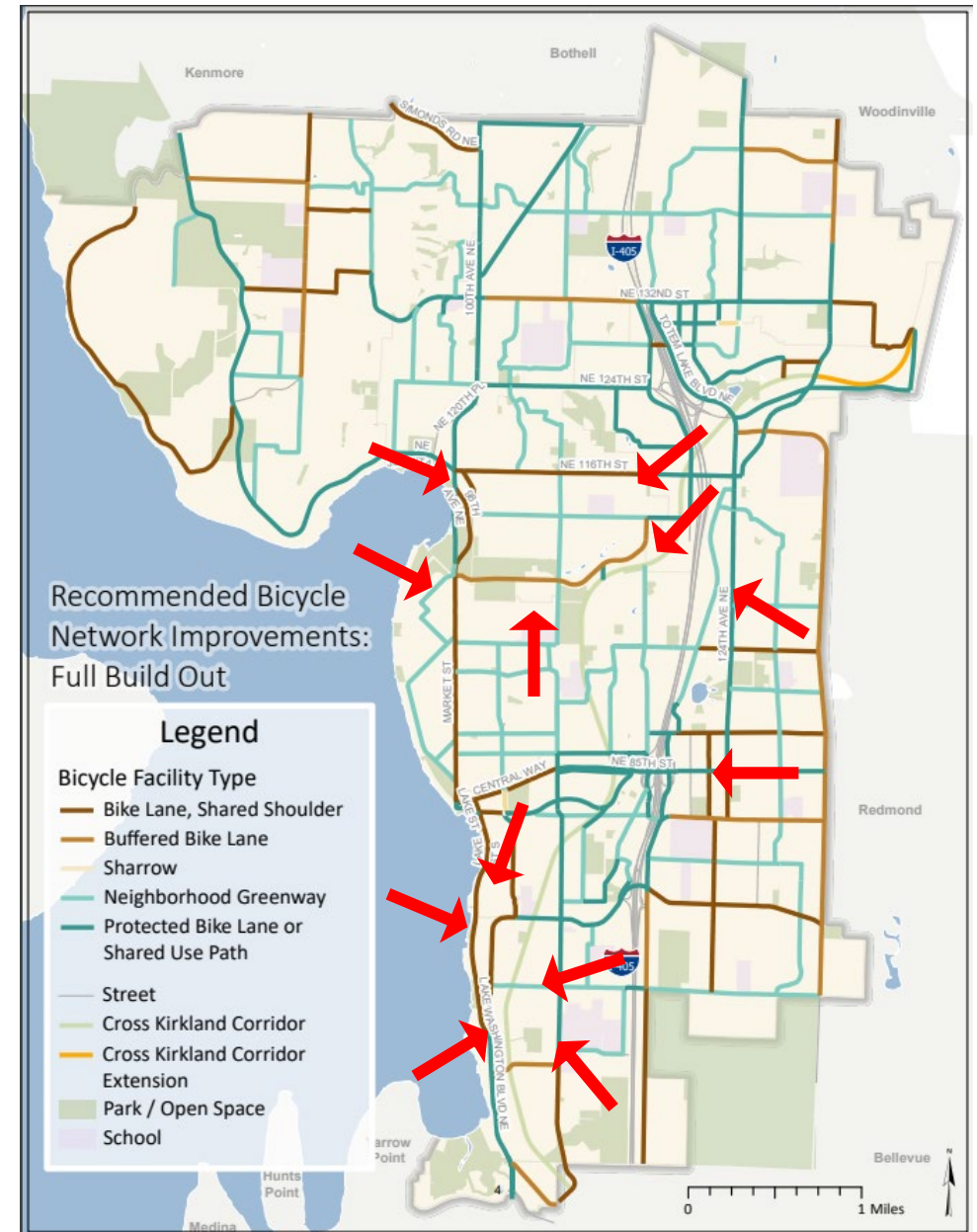
	2023	2024	2025	2026	2027	2028	6-YR TOTAL
<b>Total Project Costs</b>	\$ 3,576,000	\$ 4,044,000	\$ 6,374,000	\$ 6,013,000	\$ 3,032,000	\$ 2,865,000	<b>\$ 25,904,000</b>
<b>Total current funding</b>	\$ 925,000	\$ 800,000	\$ 800,000	\$ 800,000	\$ 800,000	\$ 800,000	<b>\$ 4,925,000</b>
<b>Proposed TBD</b>	<b>\$ 2,651,000</b>	<b>\$ 3,244,000</b>	<b>\$ 5,574,000</b>	<b>\$ 5,213,000</b>	<b>\$ 2,232,000</b>	<b>\$ 2,065,000</b>	<b>\$ 20,979,000</b>



## Prioritized Pedestrian Network - Final Score and Draft Projects

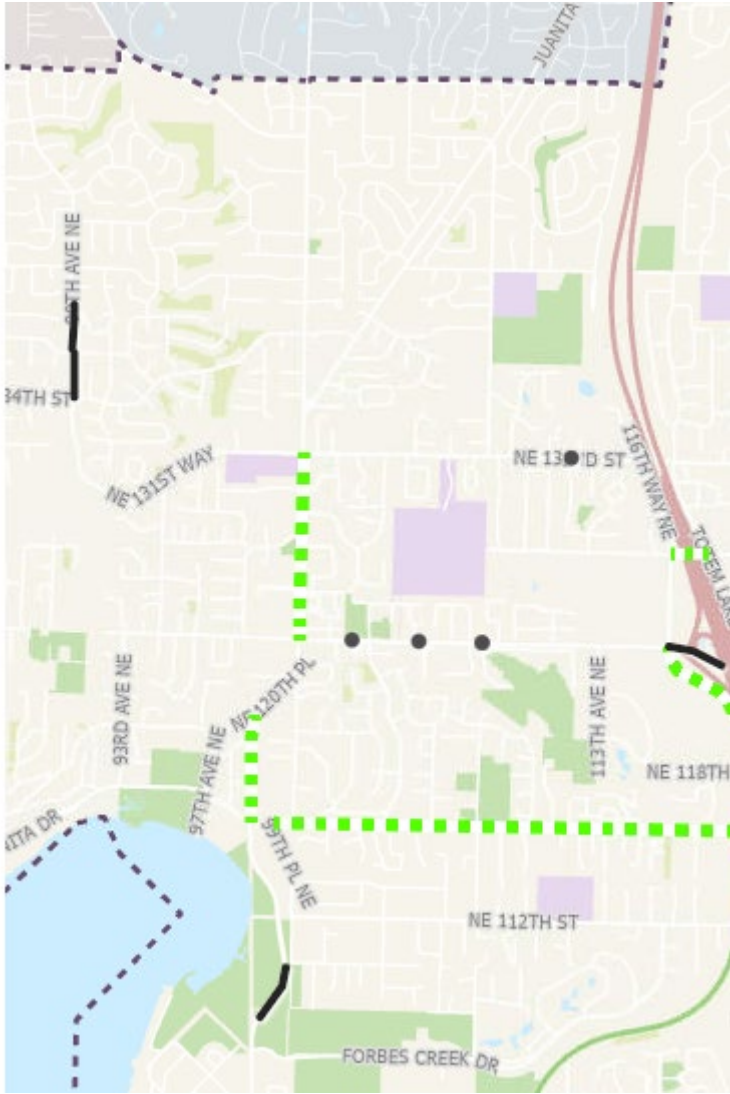


**Pedestrian Projects Funded with TBD**



**Bicycle Projects Funded with TBD**





Ref #	Facility	Location	From	To	Total cost	Year in plan
JN 03	sidewalk	98 <sup>th</sup> Ave	Forbes Cr	NE 110 <sup>th</sup> St	\$890,000	2023-2026
JN 17	RRFB	NE 132 <sup>nd</sup> St	111 <sup>th</sup> Pl NE		\$342,000	2023-2026
JN 16	RRFB	NE 124 <sup>th</sup> St	108 <sup>th</sup> Ct NE		\$342,000	2023-2026
JN 02	HAWK	NE 124 <sup>th</sup> St	NKCC		\$393,000	2023-2026
ATP 145	Stripe, ADA ramps	NE 124 <sup>th</sup> St	105 <sup>TH</sup> Pl NE		\$197,000	2027+
ATP 333	Green conflict zones	NE 116 <sup>th</sup> St	99 <sup>th</sup> Pl NE	124 <sup>th</sup> Ave NE	~\$500k	2023-2025
ATP 330	Green conflict zones	100 <sup>th</sup> /98 <sup>th</sup> Ave	NE 116 <sup>th</sup> St	NE 132 <sup>nd</sup> St	~\$250k	2026-2028



**“Other” Projects Funded with TBD**

## OUTCOME & NEXT STEPS

- Council adopted ordinance for \$20 car tab (Dec 13<sup>th</sup>)
- Collection will begin January 1, 2024
- Internal discussion of bond timing
- Hire two new project managers
- Hire two new field staff for maintenance

# THE PROJECTS

- [ATP Project Estimates Alt A.1 just scheduled for TC.pdf](#)