

[Reset All Filters](#)

The Franchise Waste Stream Summary provides tonnage and disposal information for the City of Kirkland.

Select Customer Type:

- Residential
- Multifamily
- Commercial
- Roll Off Multifamily
- Roll Off Commercial

Select Year(s):

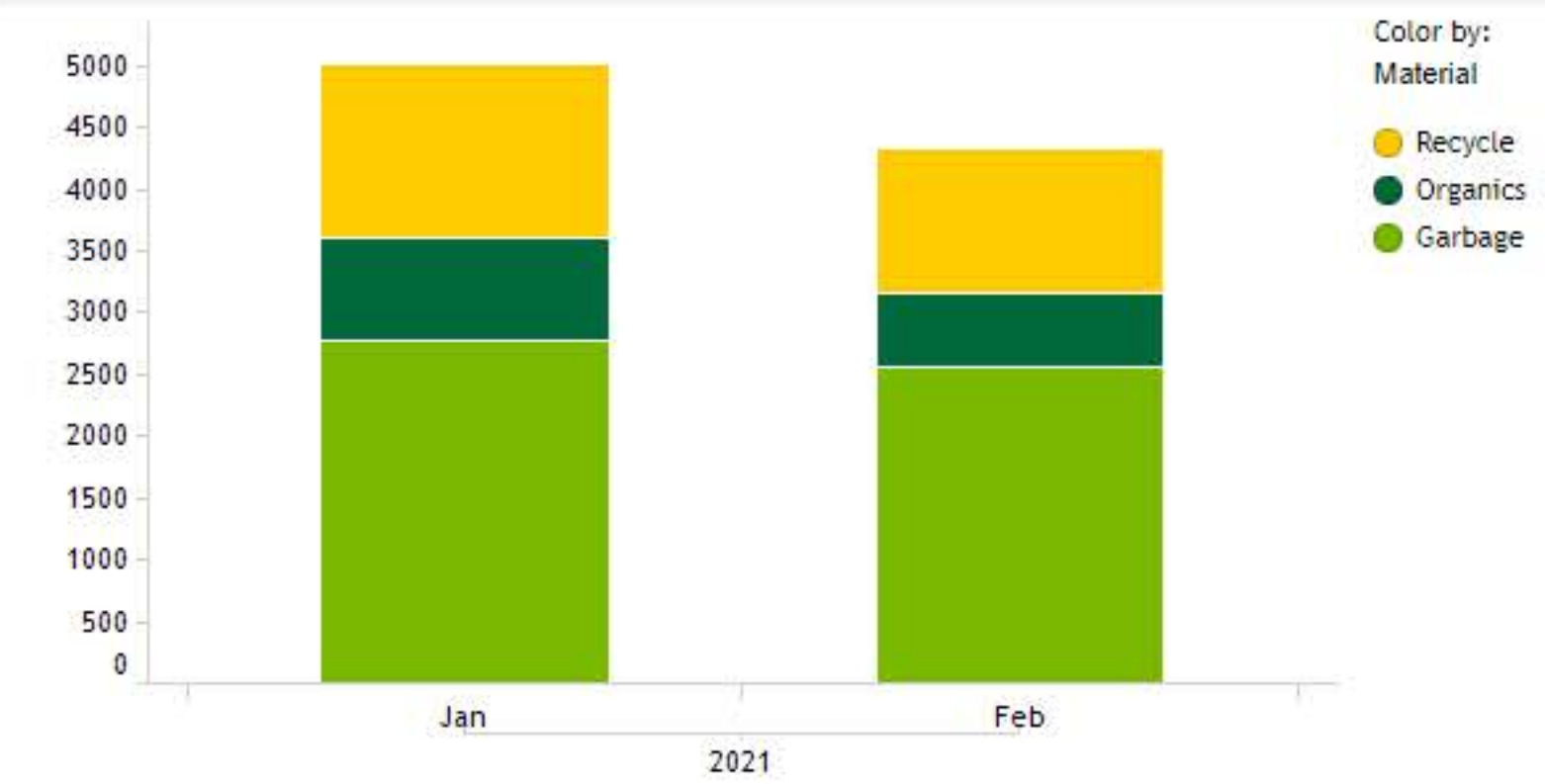
- 2018
- 2019
- 2020
- 2021

Select Date Range:

January 2018 February 2021

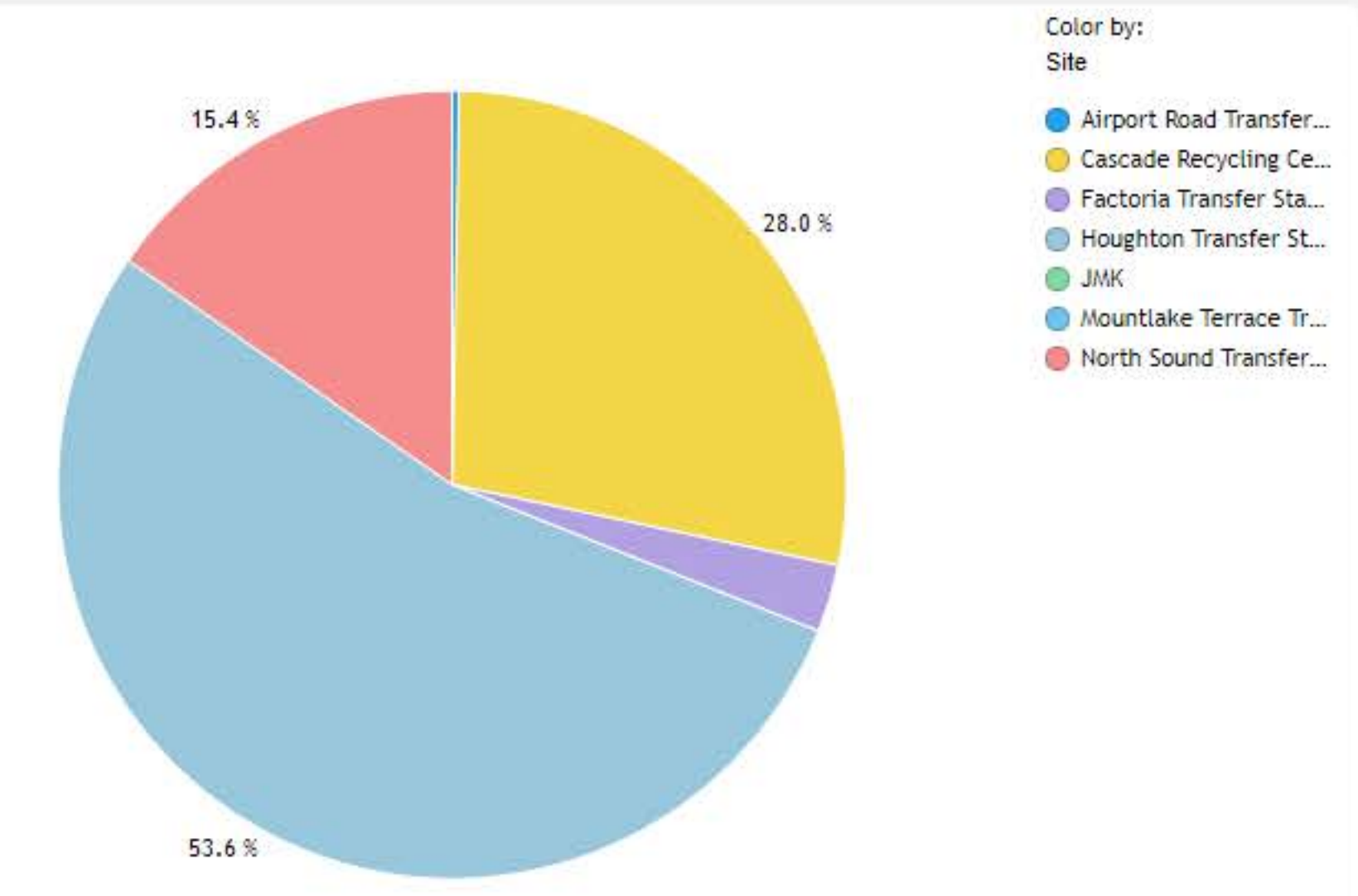
Tonnage Collected

Material	2021		Grand total
	Jan	Feb	
Recycle	1,408.9	1,173.0	2,581.9
Organics	841.6	585.6	1,427.2
Garbage	2,742.5	2,541.4	5,283.8
Grand total	4,993...	4,300...	9,292.9



Site Tonnage

Material	Disposal/Processing Site	2021		Grand total
		Jan	Feb	
Recycle	Cascade Recycling Center	1,408.3	1,172.5	2,580.8
	JMK	0.6	0.5	1.1
Organics	North Sound Transfer Station	841.6	585.6	1,427.2
Garbage	Airport Road Transfer Station	N/A	25.5	25.5
	Cascade Recycling Center	13.4	8.8	22.1
	Factoria Transfer Station	127.3	130.1	257.4
	Houghton Transfer Station	2,601.8	2,377.0	4,978.8
	Mountlake Terrace Transfer Station	0.0	N/A	0.0
Grand total		4,993...	4,300...	9,292.9



Reset All Filters

To exit full screen, move mouse to top of screen or press F11

The Franchise Waste Stream Summary provides tonnage and disposal information for the City of Kirkland.

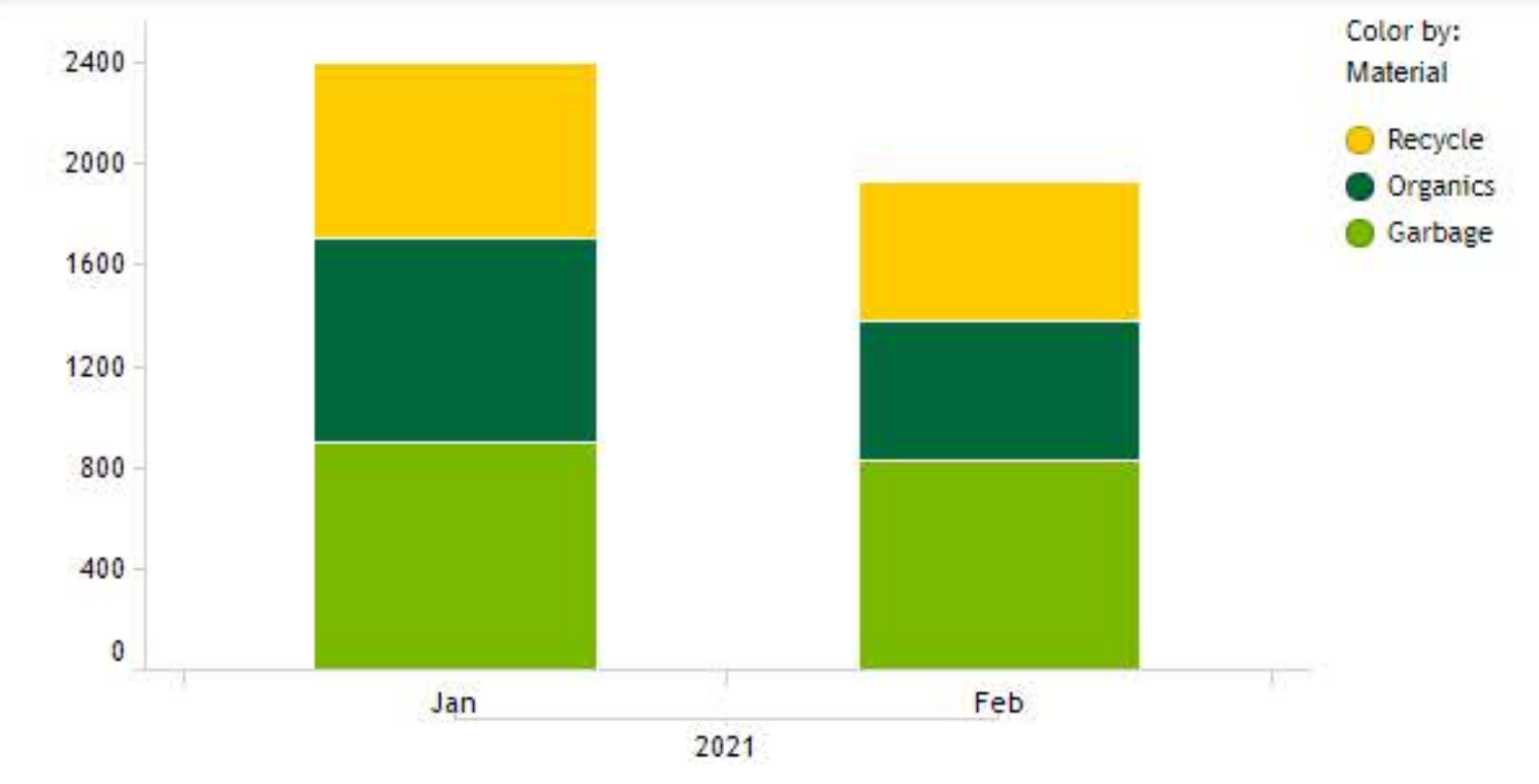
Select Customer Type: Residential Multifamily Commercial Roll Off Multifamily Roll Off Commercial

Select Year(s): 2018 2019 2020 2021

Select Date Range: January 2018 February 2021

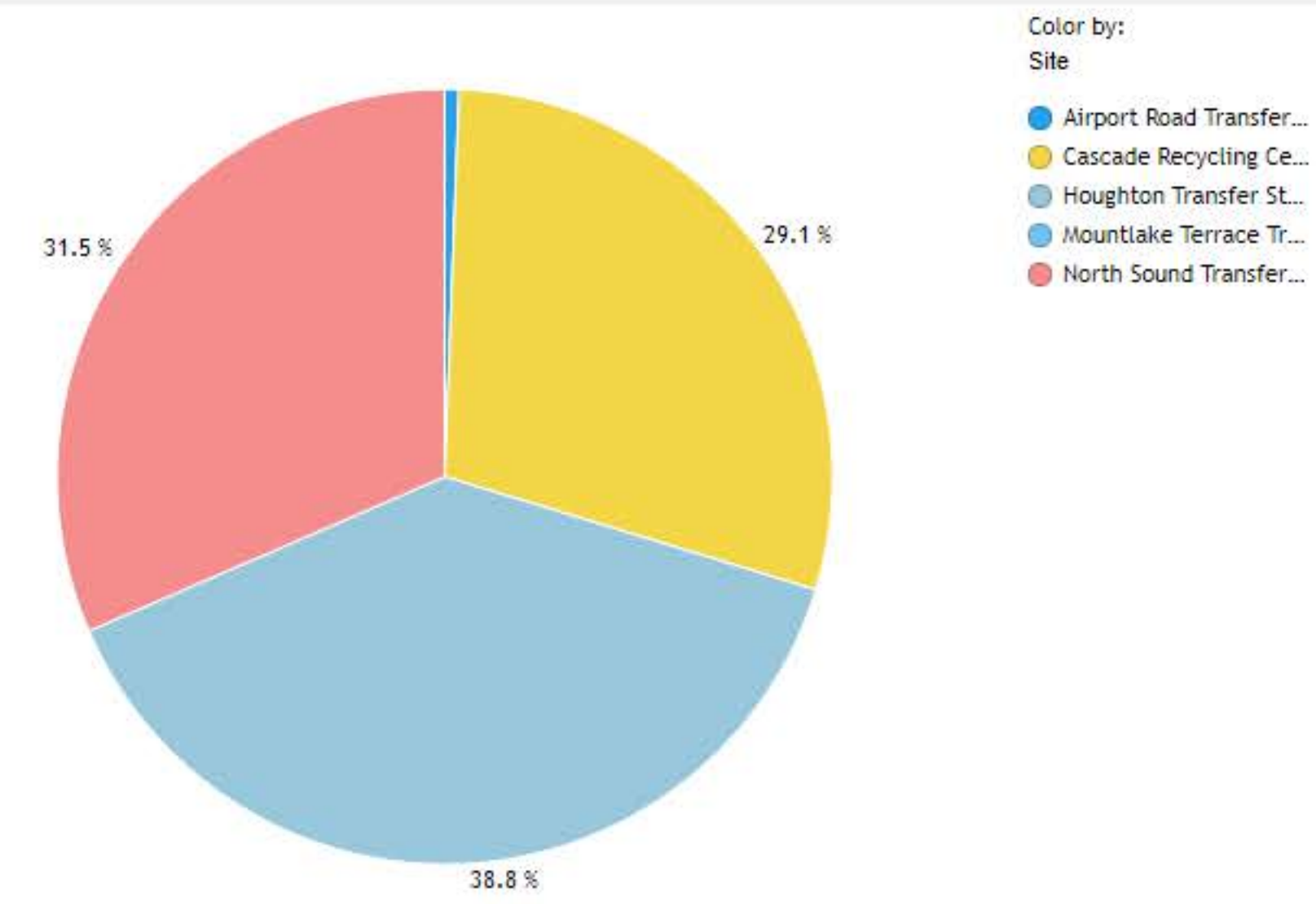
Tonnage Collected

Material	2021		Grand total
	Jan	Feb	
Recycle	692.6	552.0	1,244.6
Organics	805.4	554.6	1,360.0
Garbage	892.7	818.2	1,710.9
Grand total	2,390...	1,924...	4,315.5



Site Tonnage

Material	Disposal/Processing Site	2021		Grand total
		Jan	Feb	
Recycle	Cascade Recycling Center	692.6	552.0	1,244.6
Organics	North Sound Transfer Station	805.4	554.6	1,360.0
Garbage	Airport Road Transfer Station	N/A	25.4	25.4
	Cascade Recycling Center	10.3	1.8	12.2
	Houghton Transfer Station	882.3	791.0	1,673.4
	Mountlake Terrace Transfer Station	0.0	N/A	0.0
Grand total		2,390...	1,924...	4,315.5



To exit full screen, move mouse to top of screen or press **F11**

Reset All Filters

The Franchise Waste Stream Summary provides tonnage and disposal information for the City of Kirkland.

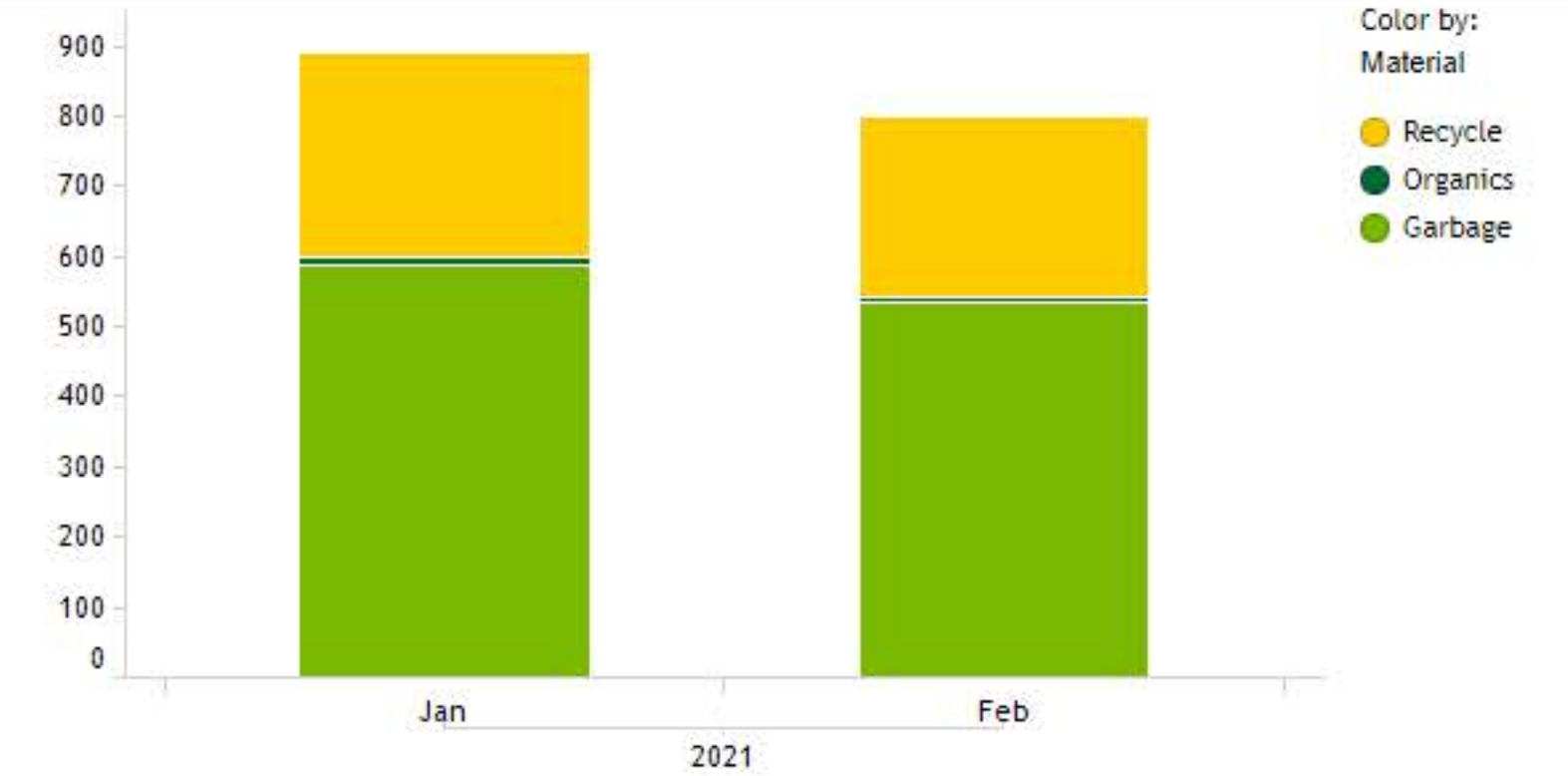
Select Customer Type:
 Residential
 Multifamily
 Commercial
 Roll Off Multifamily
 Roll Off Commercial

Select Year(s):
 2018
 2019
 2020
 2021

Select Date Range:
 January 2018 February 2021

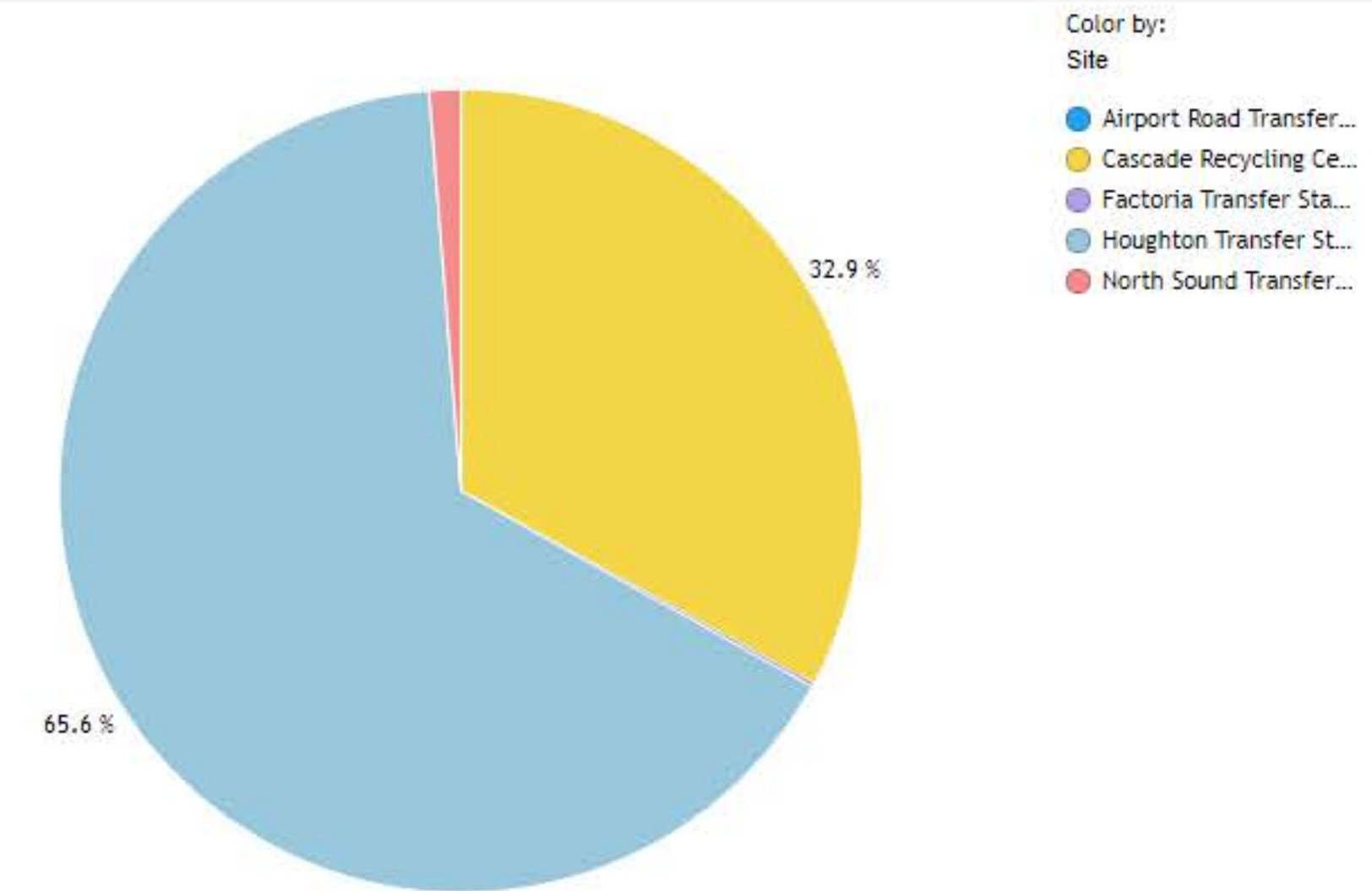
Tonnage Collected

Material	2021		Grand total
	Jan	Feb	
Recycle	292.8	257.1	549.9
Organics	12.1	9.3	21.4
Garbage	582.0	530.0	1,112.0
Grand total	886.9	796.5	1,683.4



Site Tonnage

Material	Disposal/Processing Site	2021		Grand total
		Jan	Feb	
Recycle	Cascade Recycling Center	292.8	257.1	549.9
Organics	North Sound Transfer Station	12.1	9.3	21.4
Garbage	Airport Road Transfer Station	N/A	0.0	0.0
	Cascade Recycling Center	2.7	2.0	4.7
	Factoria Transfer Station	0.8	1.8	2.6
	Houghton Transfer Station	578.6	526.1	1,104.7
Grand total		886.9	796.5	1,683.4



To exit full screen, move mouse to top of screen or press **F11**

[Reset All Filters](#)

The Franchise Waste Stream Summary provides tonnage and disposal information for the City of Kirkland.

Select Customer Type:

Residential

Multifamily

Commercial

Roll Off Multifamily

Roll Off Commercial

Select Year(s):

2018

2019

2020

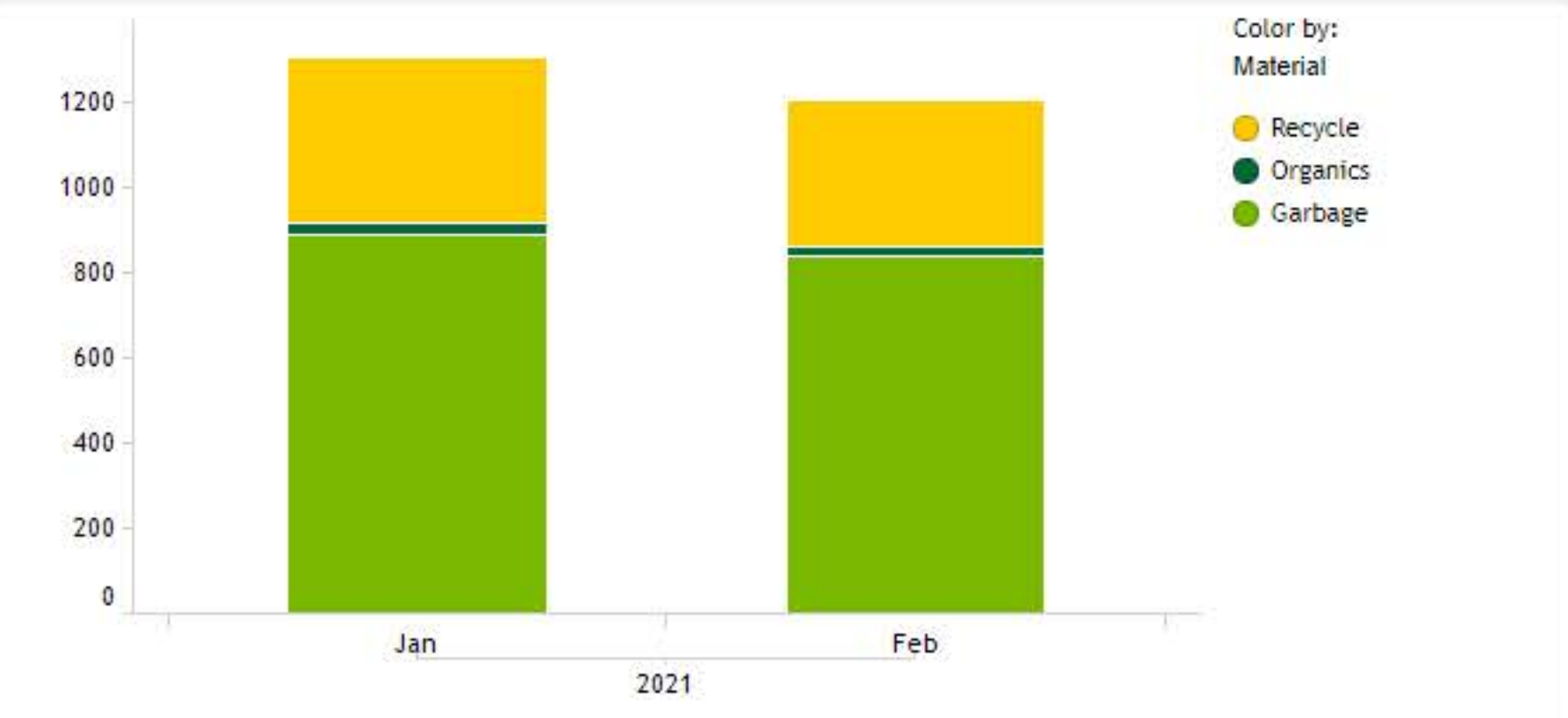
2021

Select Date Range:

January 2018 February 2021

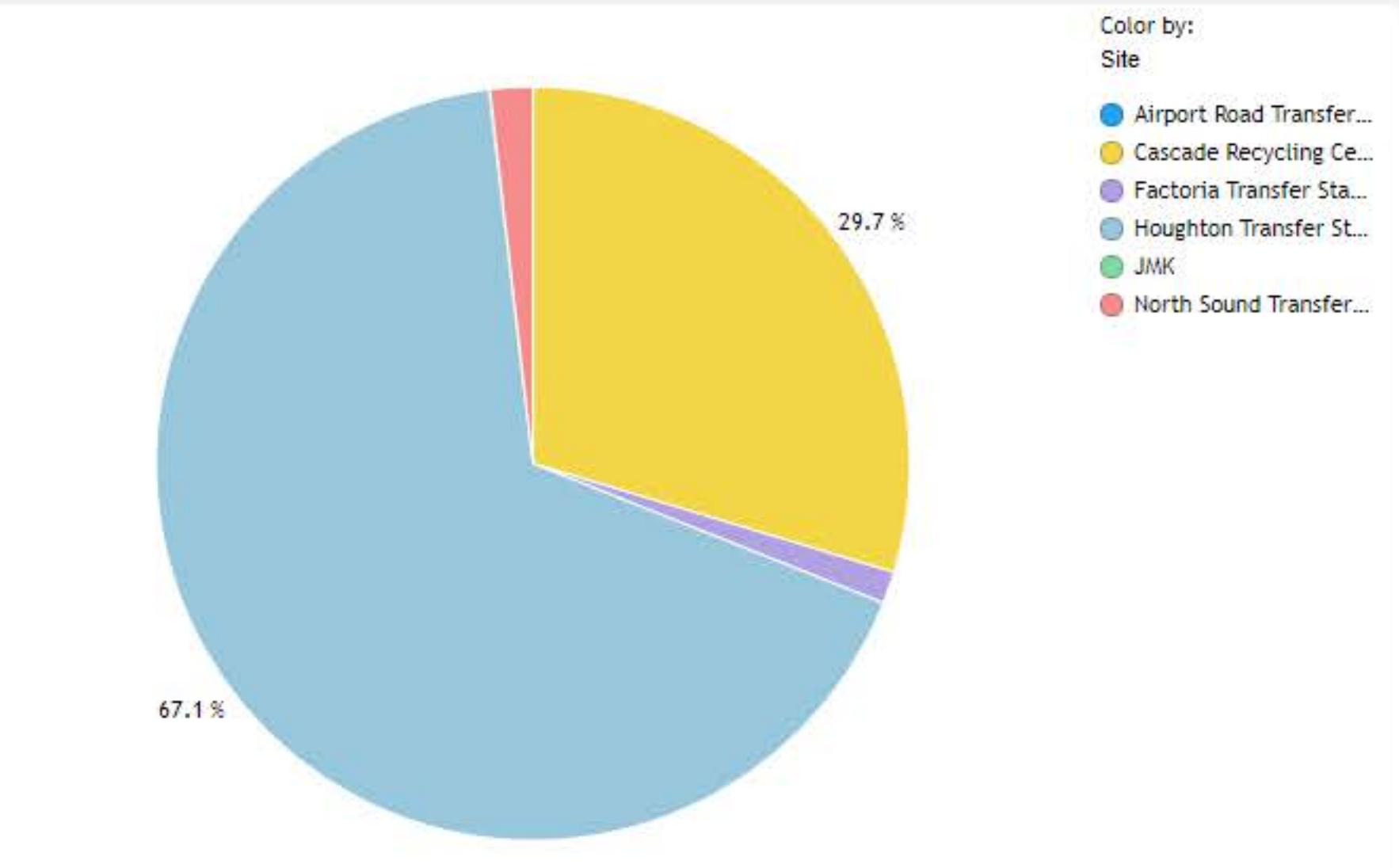
Tonnage Collected

Material	2021		Grand total
	Jan	Feb	
Recycle	392.1	346.2	738.3
Organics	24.1	21.6	45.8
Garbage	885.4	834.1	1,719.5
Grand total	1,301...	1,201...	2,503.5



Site Tonnage

Material	Disposal/Processing Site	2021		Grand total
		Jan	Feb	
Recycle	Cascade Recycling Center	391.5	345.7	737.2
	JMK	0.6	0.5	1.1
Organics	North Sound Transfer Station	24.1	21.6	45.8
Garbage	Airport Road Transfer Station	N/A	0.1	0.1
	Cascade Recycling Center	0.4	4.9	5.3
	Factoria Transfer Station	17.6	16.7	34.4
	Houghton Transfer Station	867.4	812.3	1,679.7
Grand total		1,301...	1,201...	2,503.5



Reset All Filters

To exit full screen, move mouse to top of screen or press F11

The Franchise Waste Stream Summary provides tonnage and disposal information for the City of Kirkland.

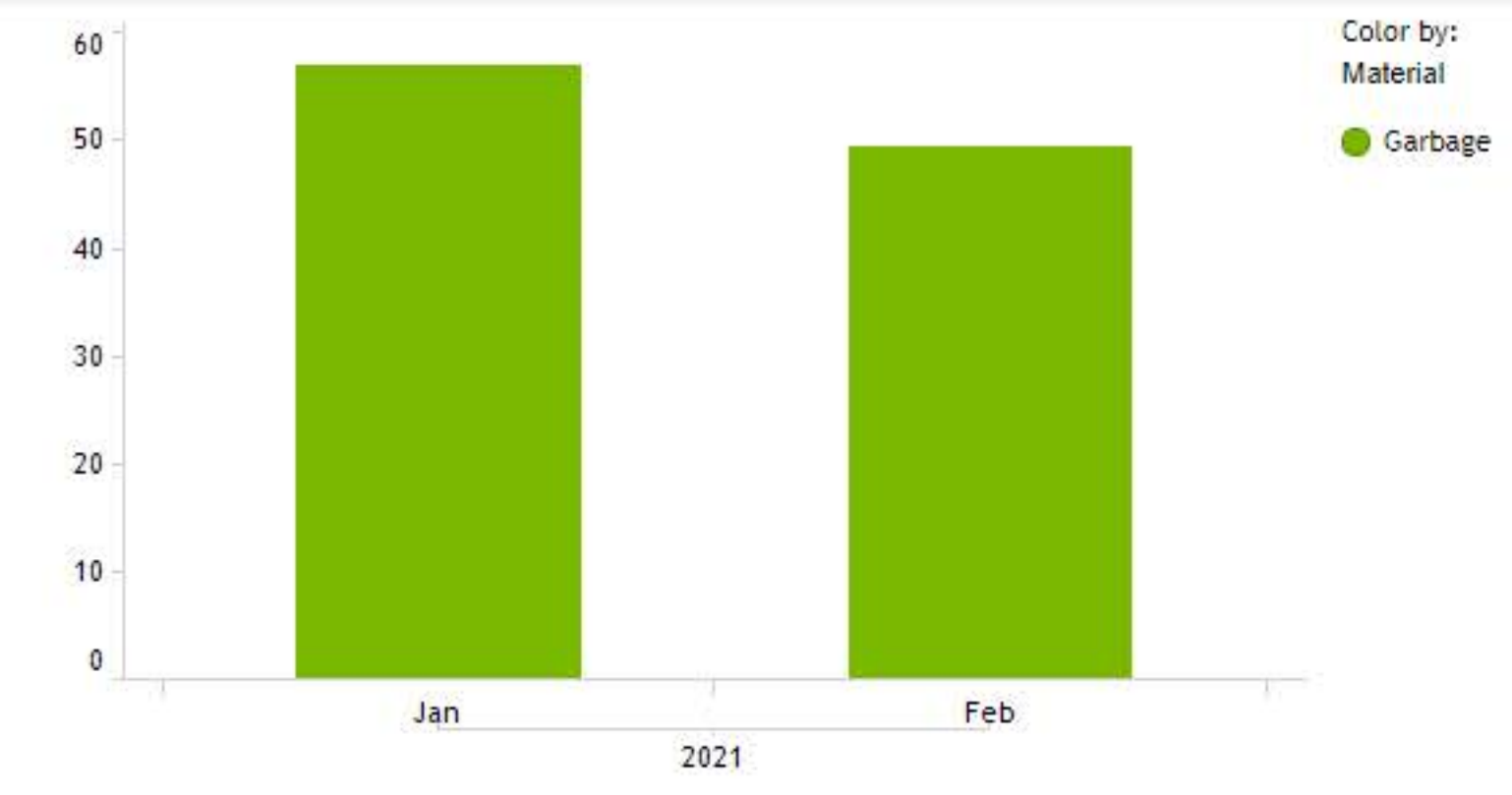
Select Customer Type:
 Residential
 Multifamily
 Commercial
 Roll Off Multifamily
 Roll Off Commercial

Select Year(s):
 2018
 2019
 2020
 2021

Select Date Range:
 January 2018 February 2021

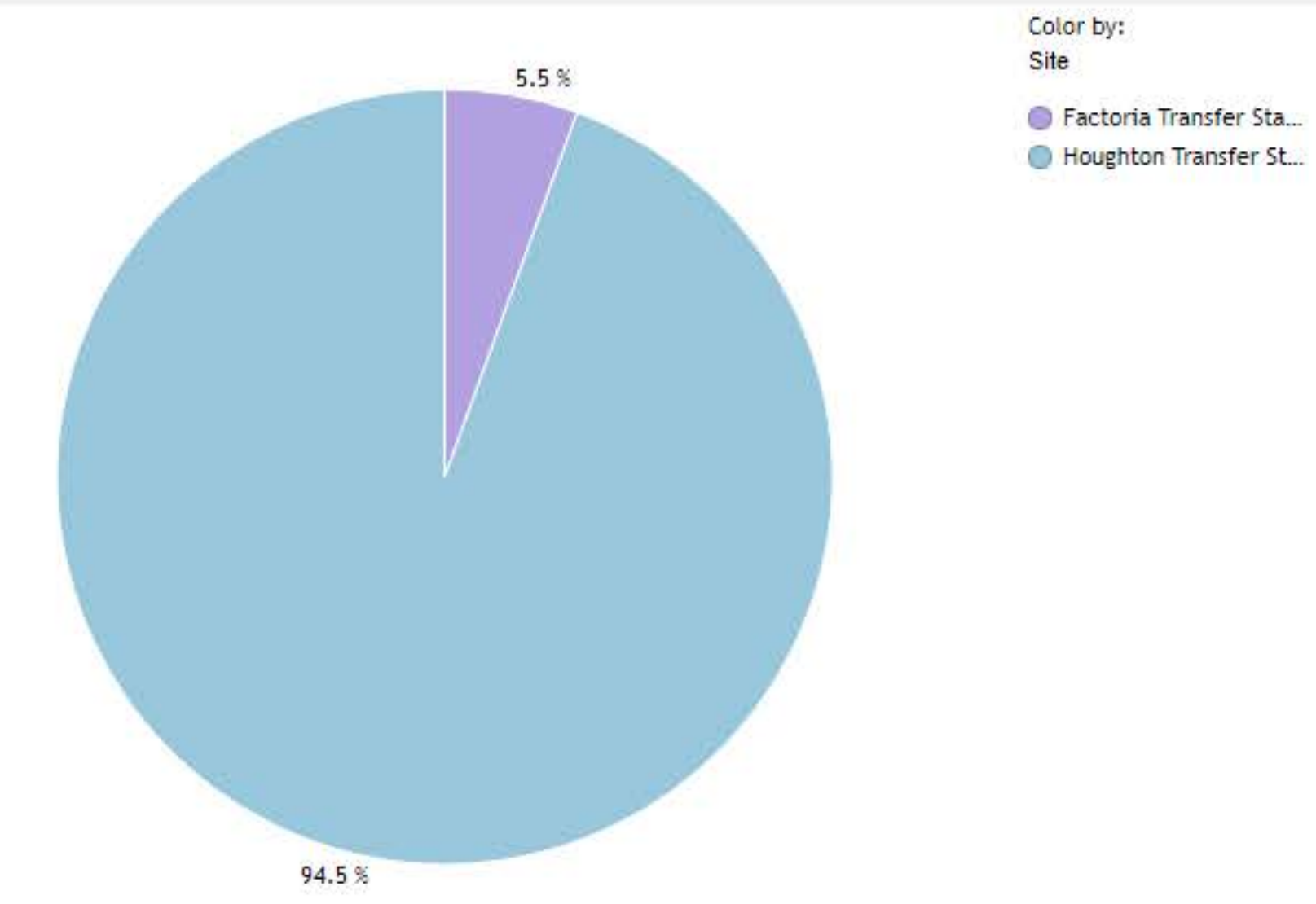
Tonnage Collected

Material	2021		Grand total
	Jan	Feb	
Garbage	56.9	49.5	106.4
Grand total	56.9	49.5	106.4



Site Tonnage

Material	Disposal/Processing Site	2021		Grand total
		Jan	Feb	
Garbage	Factoria Transfer Station	N/A	5.9	5.9
	Houghton Transfer Station	56.9	43.6	100.5
Grand total		56.9	49.5	106.4



[Reset All Filters](#)

To exit full screen, move mouse to top of screen or press **F11**

The Franchise Waste Stream Summary provides tonnage and disposal information for the City of Kirkland.

Select Customer Type:

- Residential
- Multifamily
- Commercial
- Roll Off Multifamily
- Roll Off Commercial

Select Year(s):

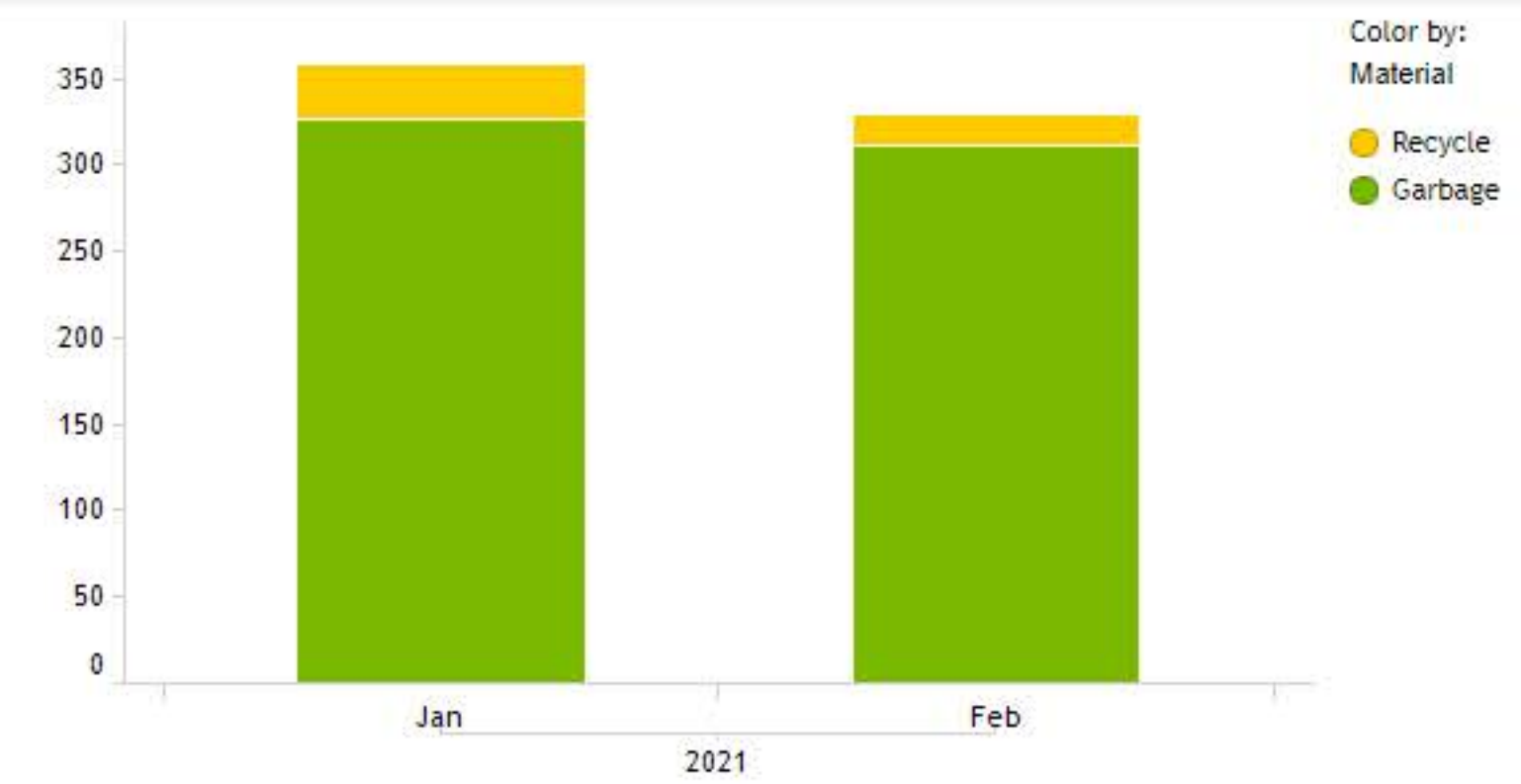
- 2018
- 2019
- 2020
- 2021

Select Date Range:

January 2018 February 2021

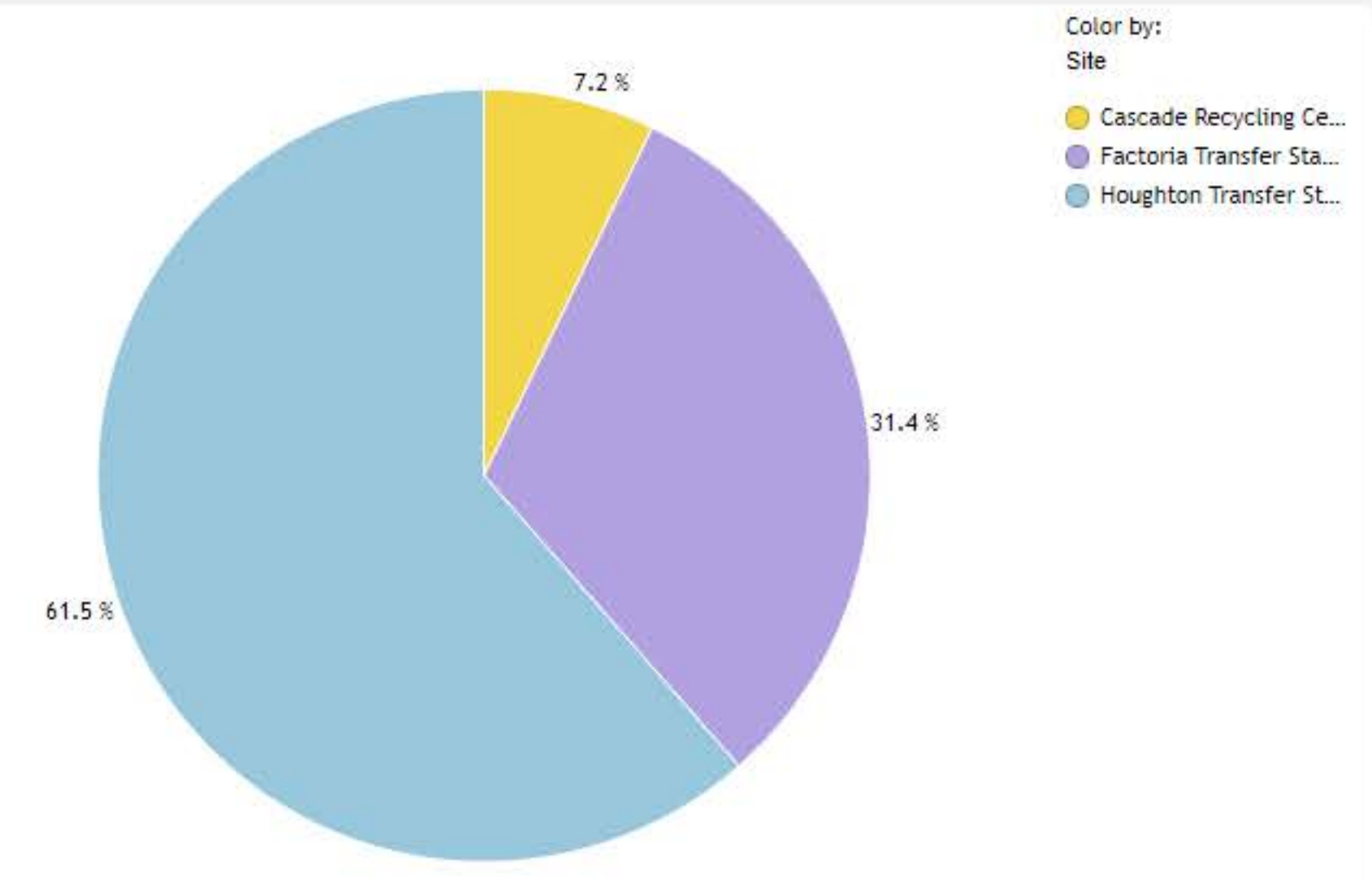
Tonnage Collected

Material	2021		Grand total
	Jan	Feb	
Recycle	31.4	17.6	49.1
Garbage	325.5	309.6	635.1
Grand total	356.9	327.2	684.1



Site Tonnage

Material	Disposal/Processing Site	2021		Grand total
		Jan	Feb	
Recycle	Cascade Recycling Center	31.4	17.6	49.1
Garbage	Factoria Transfer Station	109.0	105.6	214.6
	Houghton Transfer Station	216.5	204.0	420.5
Grand total		356.9	327.2	684.1



Reset All Filters

To exit full screen, move mouse to top of screen or press F11

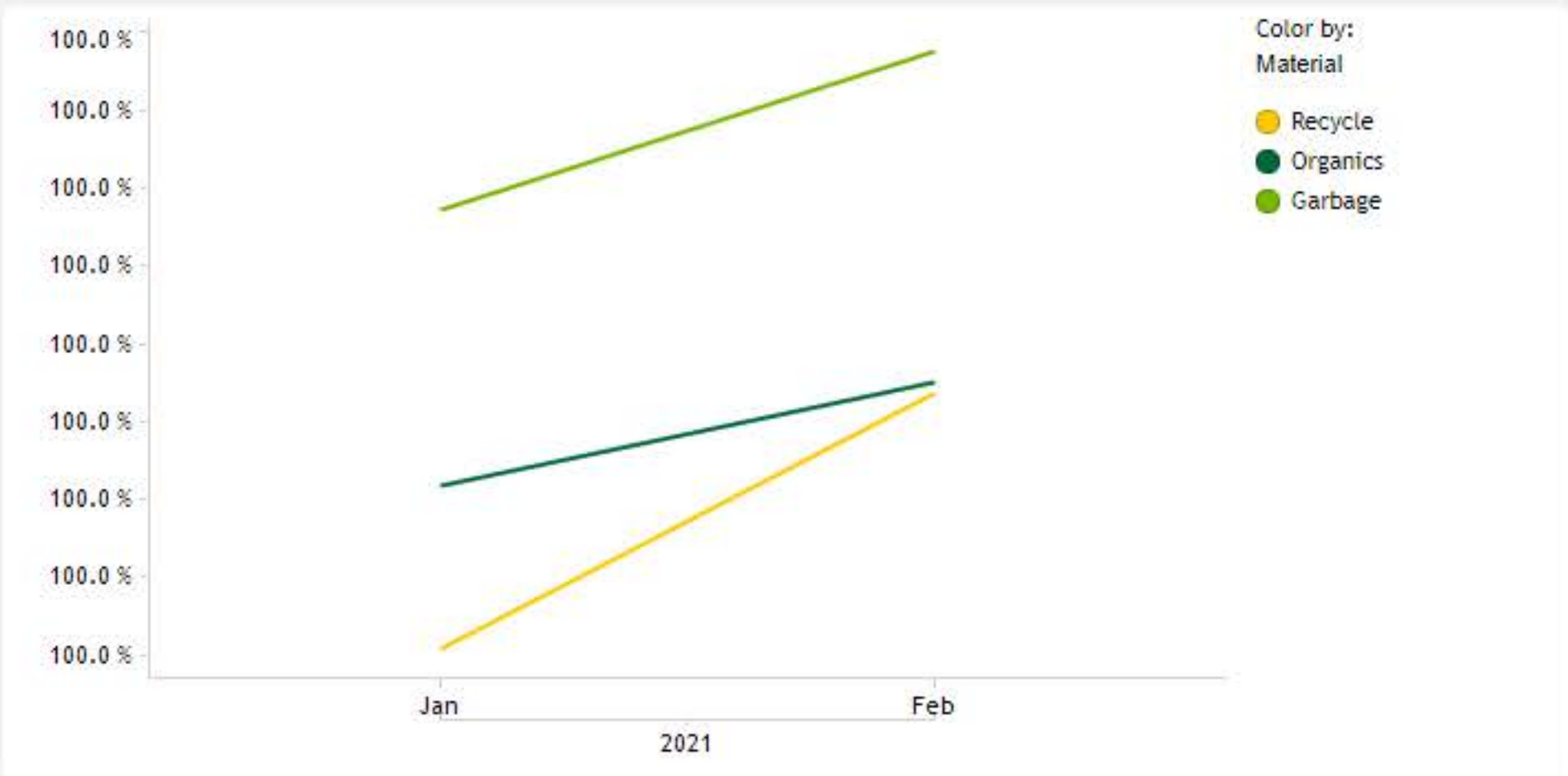
Set Out Rates and Weights provide the percentage of containers that were set out and average cart weights for Kirkland residential customers.

Select Year(s):
 2018
 2019
 2020
 2021

Select Date Range:

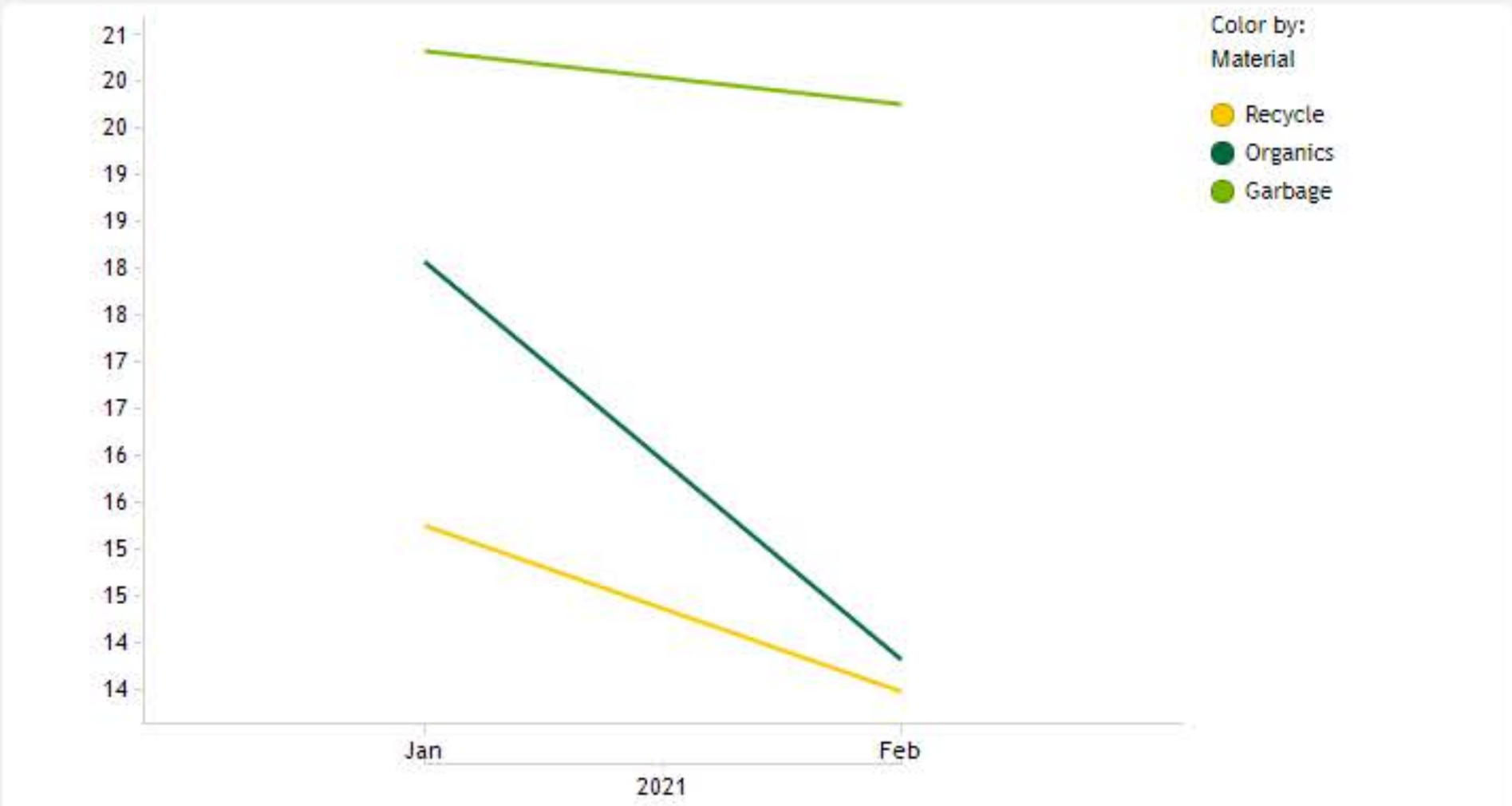
Residential Set Out Rate

Material	2021	
	Jan	Feb
Recycle	100.0...	100.0...
Organics	100.0...	100.0...
Garbage	100.0...	100.0...



Average Residential Pounds Per Set Out

Material	2021	
	Jan	Feb
Recycle	15.25	13.48
Organics	18.07	13.83
Garbage	20.32	19.75
Grand total	17.88	15.69



Reset All Filters

To exit full screen, move mouse to top of screen or press F11

The Composition Summary provides composition and commodity market pricing information for recyclables collected in the City of Kirkland.

Select Customer Type: Residential Multifamily Commercial Roll Off Multifamily Roll Off Commercial

Select Year(s): 2018 2019 2020 2021

Select Date Range:

Recycle Composition

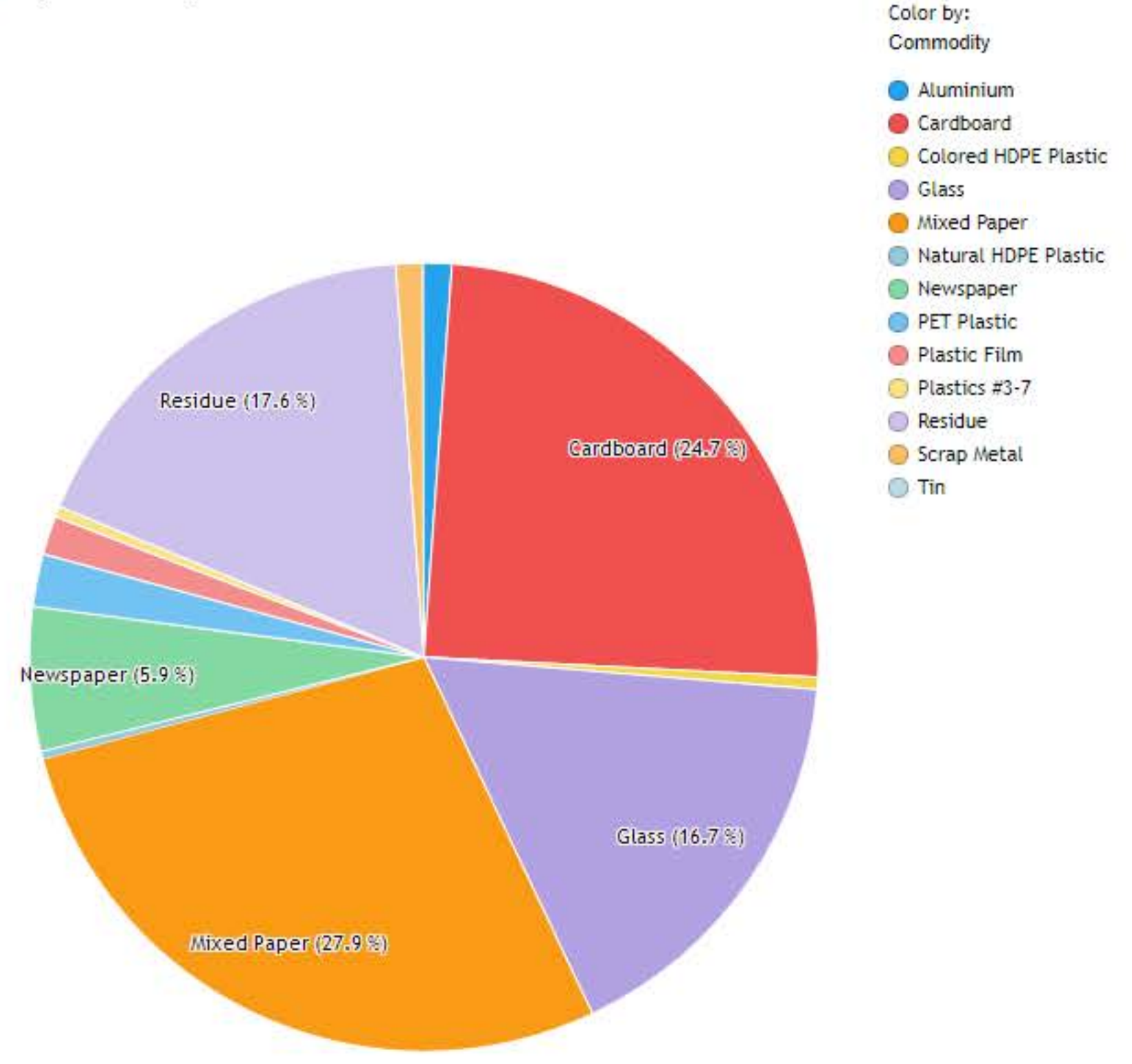
Commodity	2021		Grand total
	Jan	Feb	
Aluminium	14.2	15.4	29.6
Cardboard	346.9	295.3	642.2
Colored HDPE Plastic	7.1	5.9	13.0
Glass	224.6	209.1	433.7
Mixed Paper	442.1	283.5	725.6
Natural HDPE Plastic	4.3	3.5	7.8
Newspaper	78.2	75.6	153.8
PET Plastic	25.6	30.7	56.3
Plastic Film	19.9	21.3	41.2
Plastics #3-7	5.7	5.9	11.6
Residue	237.4	220.9	458.3
Scrap Metal	14.2	14.2	28.4
Tin	1.4	0.0	1.4
Grand total	1,421.6	1,181.3	2,602.9

Tonnages calculated are based on the total percentage of all recyclables brought to Cascade Recycling Center. The tonnages above are calculated by multiplying the total percentage of recyclables by the total tons of recycling collected in the City of Kirkland.

Average Market Prices

Commodity	2021	
	Jan	Feb
Aluminium	\$1,085.31	\$1,155.89
Cardboard	\$126.58	\$115.68
Colored HDPE Plastic	\$280.00	\$280.00
Glass	-\$53.34	-\$53.34
Mixed Paper	\$39.90	\$39.57
Natural HDPE Plastic	\$1,240.00	\$1,280.00
Newspaper	\$0.00	\$0.00
PET Plastic	\$50.00	\$70.00
Plastics #3-7	-\$187.50	-\$107.70
Scrap Metal	\$85.00	\$85.00
Tin	\$207.37	\$167.74
Grand total	\$261.21	\$275.71

Recyclables Composition



Reset All Filters

To exit full screen, move mouse to top of screen or press F11

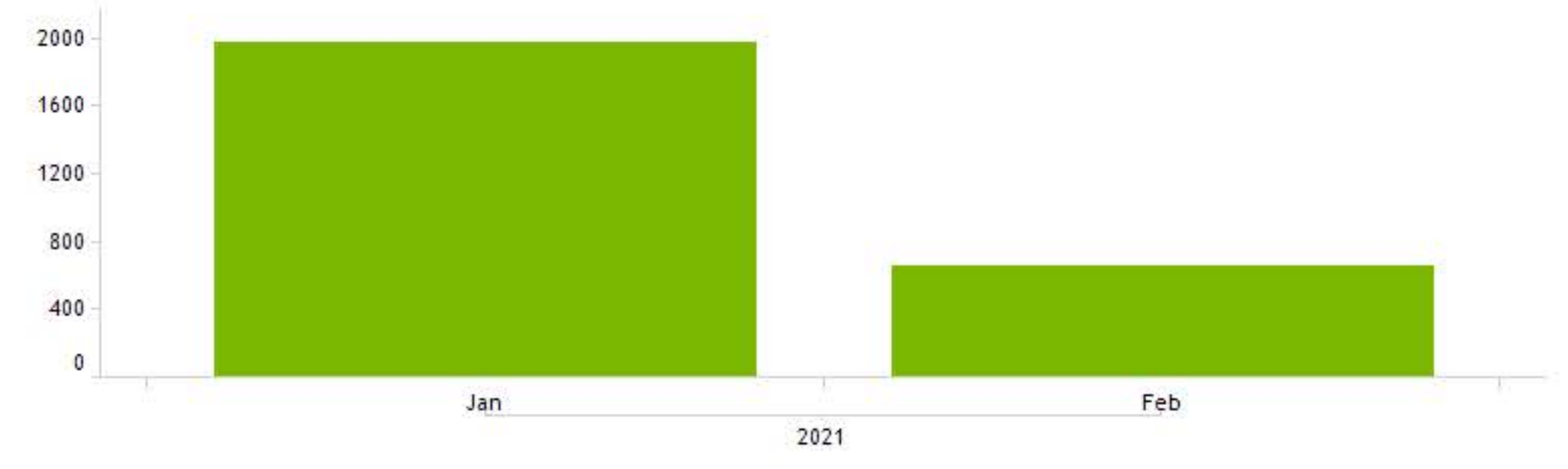
The Other Recyclables report provides data about e-scrap, textile and motor oil collection from City of Kirkland customers.

Select Year(s):
 2018
 2019
 2020
 2021

Select Date Range:

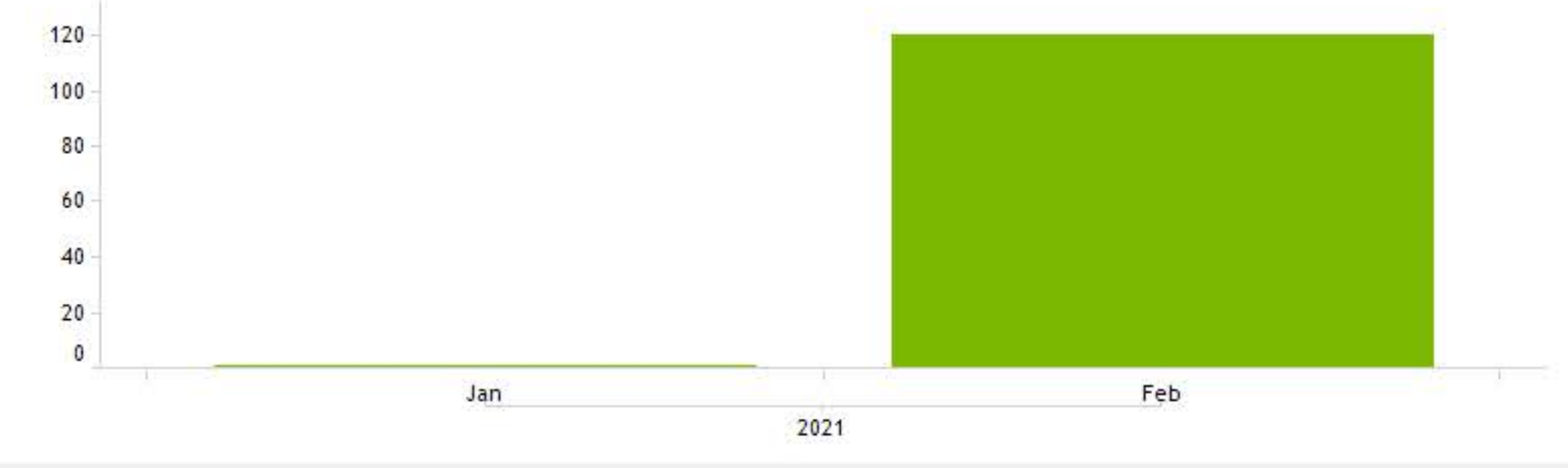
Waste E-Scrap Collection

Report Month	Requests	Pounds Recycled
January 2021	98	1,914
February 2021	70	507
Grand total	168	2,421



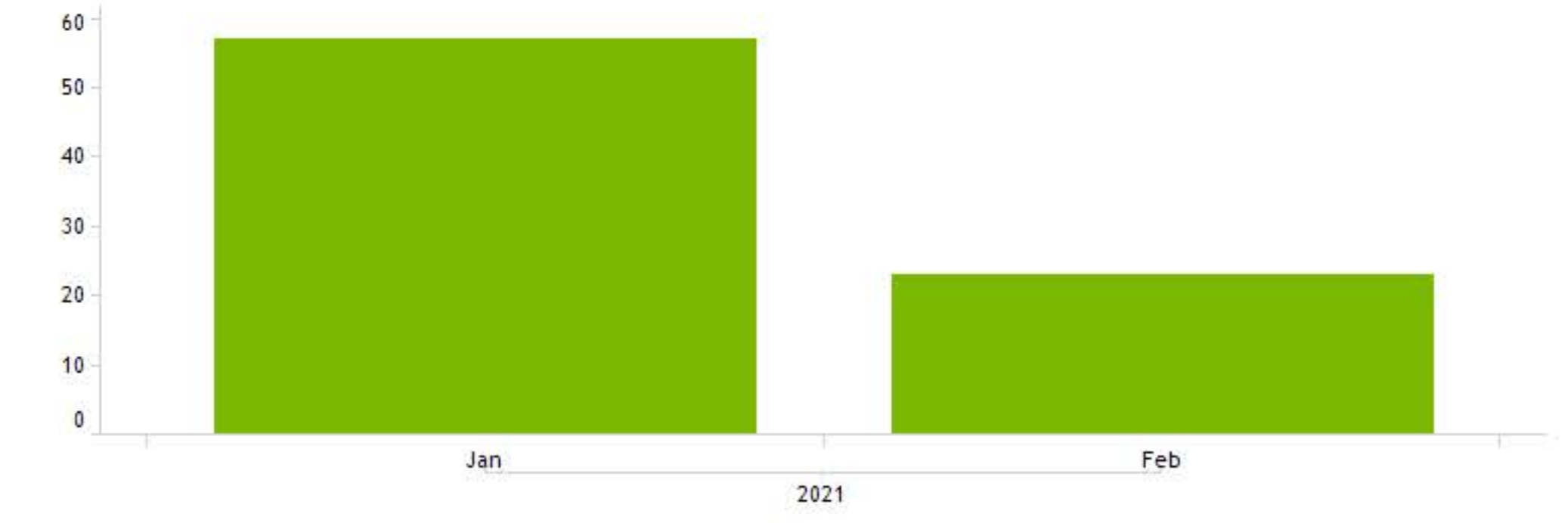
Textile Collection

Report Month	Requests	Pounds Recycled
January 2021	4	0
February 2021	9	120
Grand total	13	120



Motor Oil Collection

Report Month	Collected	Rejected	Gallons Recycled
January 2021	62	5	57
February 2021	33	10	23
Grand total	95	15	80



City of Kirkland
Collection Vehicle Inventory

Collection Vehicle #	Make	Model	Year	Line of Business
211075	Autocar	ACX64	2012	Comm/MF MSW
213360	Autocar	ACX64	2018	Comm/MF MSW
214952	Autocar	ACX64	2020	Comm/MF MSW
211074	Autocar	ACX64	2012	Comm/MF Recycle
265668	Autocar	ACX64	2016	Comm/MF Recycle
265070	Autocar	ACX64	2012	Comm/MF Recycle (Toters Only)
265054	Autocar	ACX64	2012	Resi MSW
265055	Autocar	ACX64	2012	Resi MSW
265057	Autocar	ACX64	2012	Resi MSW
265058	Autocar	ACX64	2012	Resi MSW
265059	Autocar	ACX64	2012	Resi MSW
265185	Autocar	ACX64	2013	Resi MSW
265186	Autocar	ACX64	2012	Resi MSW
266306	Autocar	ACX64	2020	Resi MSW
104297	Autocar	ACX64	2012	Resi Recycle
104298	Autocar	ACX64	2012	Resi Recycle
104301	Autocar	ACX64	2012	Resi Recycle
104363	Autocar	ACX64	2012	Resi Recycle
104457	Freightliner	M2112	2014	Resi Recycle
104693	Freightliner	M2112	2015	Resi Recycle
104843	Freightliner	M2112	2015	Resi Recycle
105294	Autocar	ACX64	2015	Resi YW
265062	Autocar	ACX64	2012	Resi YW
265063	Autocar	ACX64	2012	Resi YW
265069	Autocar	ACX64	2012	Resi YW
265164	Autocar	ACX64	2013	Resi YW
265302	Autocar	ACX64	2014	Resi YW
414001	Freightliner	M2112	2013	Roll Off
414006	Freightliner	M2112	2013	Roll Off