

Tonnage and Disposal Summary

[Reset All Filters](#)

The Franchise Waste Stream Summary provides tonnage and disposal information for the City of Kirkland.

Select Customer Type:

- Residential
- Multifamily
- Commercial
- Roll Off Multifamily
- Roll Off Commercial

Select Year(s):

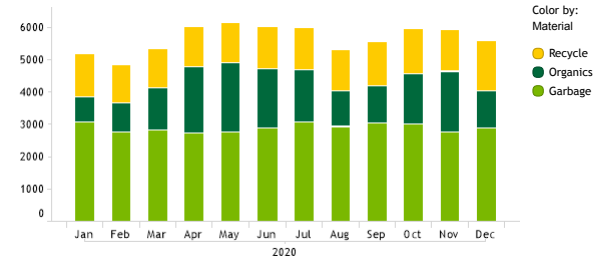
- 2018
- 2019
- 2020

Select Date Range:

January 2018 December 2020

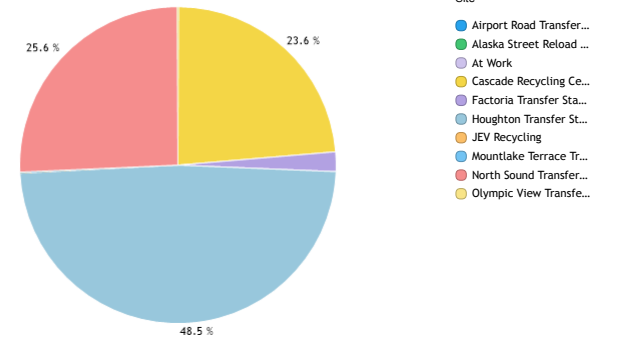
Tonnage Collected

Material	2020												Grand total
	Jan	Feb	Mar	Apr	May	Jun	Jul	Aug	Sep	Oct	Nov	Dec	
Recycle	1,366.4	1,175.9	1,231.3	1,279.3	1,265.9	1,296.3	1,338.8	1,292.8	1,371.0	1,381.4	1,304.0	1,542.0	15,845.0
Organics	767.4	881.3	1,283.6	2,007.2	2,119.9	1,808.2	1,605.8	1,102.7	1,153.7	1,567.9	1,876.6	1,138.1	17,312.3
Garbage	3,023.7	2,747.0	2,798.7	2,721.3	2,739.3	2,877.5	3,034.2	2,890.1	3,003.0	2,976.4	2,728.8	2,867.4	34,407.5
Grand total	5,157...	4,804...	5,313...	6,007...	6,125...	5,982...	5,978...	5,285...	5,527...	5,925...	5,909...	5,547...	67,564.7



Site Tonnage

Material	Disposal/Processing Site	2020												Grand total
		Jan	Feb	Mar	Apr	May	Jun	Jul	Aug	Sep	Oct	Nov	Dec	
Recycle	At Work	N/A	N/A	N/A	N/A	0.5	N/A	N/A	N/A	N/A	N/A	0.2	N/A	0.7
	Cascade Recycling Center	1,366.4	1,175.9	1,231.3	1,279.3	1,265.4	1,296.3	1,338.8	1,292.8	1,371.0	1,372.6	1,303.8	1,542.0	15,835.5
	JEV Recycling	N/A	N/A	N/A	N/A	N/A	N/A	N/A	N/A	N/A	8.8	N/A	N/A	8.8
Organics	North Sound Transfer Station	767.4	881.3	1,283.6	2,007.2	2,119.9	1,808.2	1,605.8	1,102.7	1,153.7	1,567.9	1,876.6	1,138.1	17,312.3
	Airport Road Transfer Station	N/A	N/A	N/A	0.1	6.8	N/A	21.8	N/A	0.8	1.8	14.8	N/A	46.0
Garbage	Alaska Street Reload & Recycle	N/A	0.1	N/A	N/A	N/A	N/A	N/A	N/A	N/A	0.0	N/A	N/A	0.1
	Cascade Recycling Center	31.0	11.0	11.8	N/A	8.3	12.1	2.4	2.8	2.7	N/A	16.1	N/A	98.1
	Factoria Transfer Station	97.8	104.1	70.8	111.3	139.4	130.0	139.9	130.7	156.1	113.6	84.3	72.6	1,350.7
	Houghton Transfer Station	2,890.5	2,619.1	2,707.9	2,600.5	2,582.5	2,727.3	2,861.4	2,756.6	2,787.1	2,849.4	2,613.6	2,794.7	32,790.5
	Mountlake Terrace Transfer Station	N/A	0.0	0.5	0.0	N/A	1.4	0.1	N/A	56.4	11.6	0.0	0.1	70.1
	Olympic View Transfer Station	4.4	12.8	7.6	9.4	2.3	6.8	8.7	N/A	N/A	N/A	N/A	N/A	52.0
Grand total		5,157...	4,804...	5,313...	6,007...	6,125...	5,982...	5,978...	5,285...	5,527...	5,925...	5,909...	5,547...	67,564.7



Tonnage and Disposal Summary

[Reset All Filters](#)

The Franchise Waste Stream Summary provides tonnage and disposal information for the City of Kirkland.

Select Customer Type:

- Residential
- Multifamily
- Commercial
- Roll Off Multifamily
- Roll Off Commercial

Select Year(s):

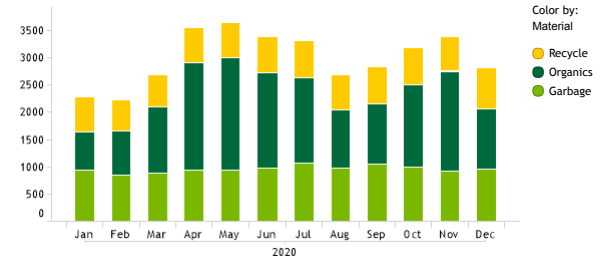
- 2018
- 2019
- 2020

Select Date Range:

January 2018 December 2020

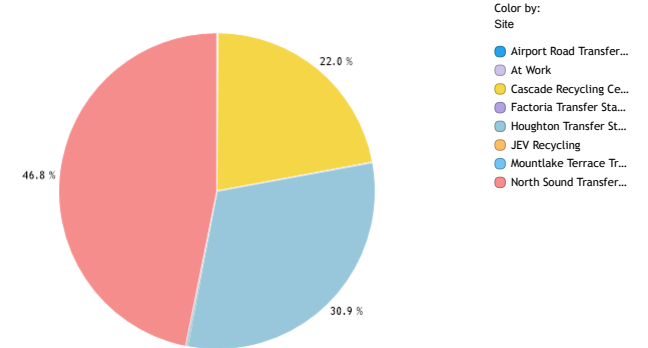
Tonnage Collected

Material	2020												Grand total
	Jan	Feb	Mar	Apr	May	Jun	Jul	Aug	Sep	Oct	Nov	Dec	
Recycle	643.6	582.7	592.7	648.1	640.8	645.1	667.0	648.4	667.8	689.7	635.1	754.6	7,815.7
Organics	710.0	823.4	1,234.6	1,970.3	2,075.5	1,759.8	1,564.4	1,074.4	1,105.1	1,515.8	1,827.6	1,105.0	16,765.9
Garbage	908.6	815.4	854.1	917.7	915.2	952.4	1,051.5	960.1	1,036.9	975.1	899.2	935.8	11,221.8
Grand total	2,262...	2,221...	2,681...	3,536...	3,631...	3,357...	3,282...	2,682...	2,809...	3,180...	3,362...	2,795...	35,803.4



Site Tonnage

Material	Disposal/Processing Site	2020												Grand total	
		Jan	Feb	Mar	Apr	May	Jun	Jul	Aug	Sep	Oct	Nov	Dec		
Recycle	At Work	N/A	N/A	N/A	N/A	0.5	N/A	N/A	N/A	N/A	N/A	N/A	N/A	N/A	0.5
	Cascade Recycling Center	643.6	582.7	592.7	648.1	640.4	645.1	667.0	648.4	667.8	681.0	635.1	754.6	7,806.6	
	JEV Recycling	N/A	N/A	N/A	N/A	N/A	N/A	N/A	N/A	N/A	N/A	N/A	N/A	8.7	
Organics	North Sound Transfer Station	710.0	823.4	1,234.6	1,970.3	2,075.5	1,759.8	1,564.4	1,074.4	1,105.1	1,515.8	1,827.6	1,105.0	16,765.9	
	Airport Road Transfer Station	N/A	N/A	N/A	N/A	6.6	N/A	21.0	N/A	N/A	N/A	N/A	7.2	34.8	
Garbage	Cascade Recycling Center	17.7	0.0	5.1	N/A	6.0	3.1	2.3	N/A	2.7	N/A	15.7	N/A	52.6	
	Factoria Transfer Station	N/A	N/A	N/A	N/A	4.9	N/A	N/A	1.2	N/A	13.4	N/A	N/A	19.5	
	Houghton Transfer Station	890.9	815.4	848.4	917.6	897.7	947.9	1,028.1	958.8	978.1	961.7	876.3	935.7	11,056.7	
	Mountlake Terrace Transfer Station	N/A	0.0	0.5	0.0	N/A	1.4	0.1	N/A	56.1	0.1	0.0	0.1	58.3	
Grand total		2,262...	2,221...	2,681...	3,536...	3,631...	3,357...	3,282...	2,682...	2,809...	3,180...	3,362...	2,795...	35,803.4	



Tonnage and Disposal Summary

[Reset All Filters](#)

The Franchise Waste Stream Summary provides tonnage and disposal information for the City of Kirkland.

Select Customer Type:

- Residential
- Multifamily
- Commercial
- Roll Off Multifamily
- Roll Off Commercial

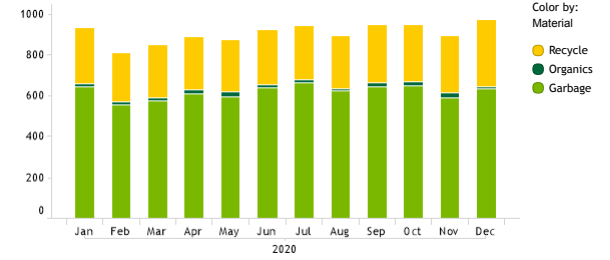
Select Year(s):

- 2018
- 2019
- 2020

Select Date Range:

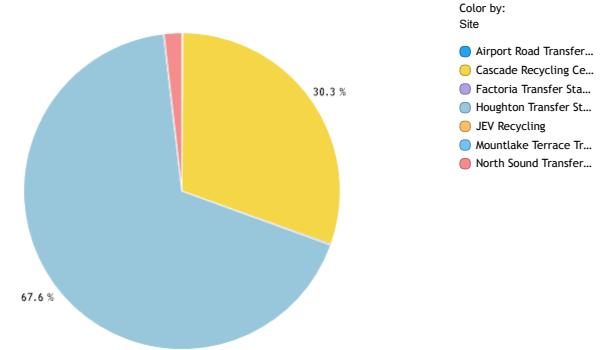
Tonnage Collected

Material	2020												Grand total
	Jan	Feb	Mar	Apr	May	Jun	Jul	Aug	Sep	Oct	Nov	Dec	
Recycle	278.3	236.2	260.3	259.9	256.0	269.8	265.9	259.6	288.4	281.2	276.5	329.8	3,261.7
Organics	15.2	15.7	15.9	16.1	18.0	18.9	15.8	11.2	17.0	18.7	20.0	12.3	195.0
Garbage	635.5	551.4	571.2	603.2	592.6	630.4	656.1	615.7	638.4	641.1	588.2	625.6	7,349.5
Grand total	928.9	803.3	847.4	879.2	866.7	919.1	937.9	886.5	943.8	941.0	884.7	967.6	10,806.2



Site Tonnage

Material	Disposal/Processing Site	2020												Grand total
		Jan	Feb	Mar	Apr	May	Jun	Jul	Aug	Sep	Oct	Nov	Dec	
Recycle	Cascade Recycling Center	278.3	236.2	260.3	259.9	256.0	269.8	265.9	259.6	288.4	281.1	276.5	329.8	3,261.6
	JEV Recycling	N/A	N/A	N/A	N/A	N/A	N/A	N/A	N/A	N/A	0.1	N/A	N/A	0.1
Organics	North Sound Transfer Station	15.2	15.7	15.9	16.1	18.0	18.9	15.8	11.2	17.0	18.7	20.0	12.3	195.0
Garbage	Airport Road Transfer Station	N/A	N/A	N/A	0.1	0.1	N/A	0.4	N/A	N/A	1.8	6.9	N/A	9.3
	Cascade Recycling Center	5.8	3.4	1.4	N/A	0.2	4.4	N/A	2.0	0.0	N/A	0.3	N/A	17.4
	Factoria Transfer Station	1.6	4.4	0.2	2.1	0.3	0.3	0.3	0.5	0.3	0.4	0.3	1.1	11.7
	Houghton Transfer Station	628.1	543.6	569.6	601.0	592.1	625.7	655.4	613.2	638.0	628.8	580.8	624.5	7,300.9
	Mountlake Terrace Transfer Station	N/A	N/A	N/A	N/A	N/A	N/A	N/A	N/A	N/A	0.1	10.1	N/A	N/A
Grand total		928.9	803.3	847.4	879.2	866.7	919.1	937.9	886.5	943.8	941.0	884.7	967.6	10,806.2



Tonnage and Disposal Summary

[Reset All Filters](#)

The Franchise Waste Stream Summary provides tonnage and disposal information for the City of Kirkland.

Select Customer Type:

- Residential
- Multifamily
- Commercial
- Roll Off Multifamily
- Roll Off Commercial

Select Year(s):

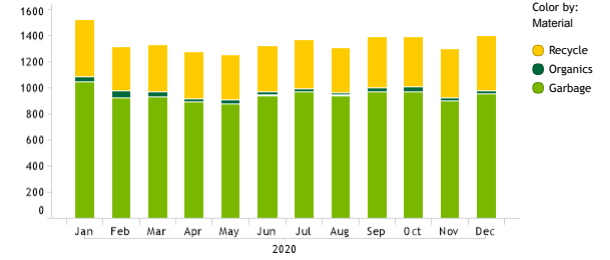
- 2018
- 2019
- 2020

Select Date Range:

January 2018 December 2020

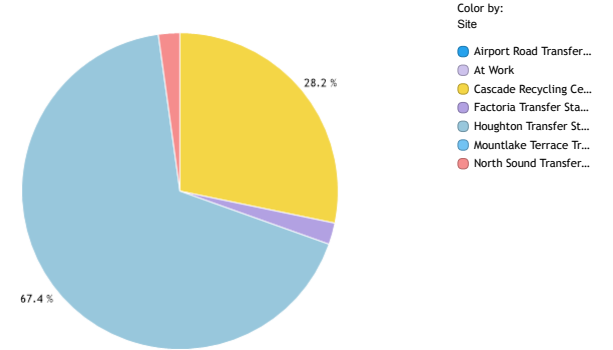
Tonnage Collected

Material	2020												Grand total
	Jan	Feb	Mar	Apr	May	Jun	Jul	Aug	Sep	Oct	Nov	Dec	
Recycle	440.9	349.2	363.4	361.8	345.8	358.1	374.6	352.3	388.0	386.8	371.1	424.6	4,516.6
Organics	42.2	42.2	33.0	20.7	26.4	29.5	25.5	17.1	31.6	33.4	29.0	20.8	351.4
Garbage	1,034.7	922.4	927.7	890.5	874.4	930.7	958.7	933.3	961.3	961.4	891.8	944.0	11,231.1
Grand total	1,517...	1,313...	1,324...	1,273...	1,246...	1,318...	1,358...	1,302...	1,380...	1,381...	1,291...	1,389...	16,099.0



Site Tonnage

Material	Disposal/Processing Site	2020												Grand total		
		Jan	Feb	Mar	Apr	May	Jun	Jul	Aug	Sep	Oct	Nov	Dec			
Recycle	At Work	N/A	N/A	N/A	N/A	N/A	N/A	N/A	N/A	N/A	N/A	N/A	N/A	0.2	N/A	0.2
	Cascade Recycling Center	440.9	349.2	363.4	361.8	345.8	358.1	374.6	352.3	388.0	386.8	370.9	424.6	4,516.4		
Organics	North Sound Transfer Station	42.2	42.2	33.0	20.7	26.4	29.5	25.5	17.1	31.6	33.4	29.0	20.8	351.4		
	Airport Road Transfer Station	N/A	N/A	N/A	N/A	0.1	N/A	0.5	N/A	0.8	N/A	0.6	N/A	2.0		
Garbage	Cascade Recycling Center	7.5	7.6	5.3	N/A	2.2	4.6	0.0	0.8	0.0	N/A	0.1	N/A	28.1		
	Factoria Transfer Station	11.1	24.2	7.8	8.3	35.1	67.5	65.9	52.3	51.2	13.8	8.9	7.8	353.9		
	Houghton Transfer Station	1,016.1	890.6	914.7	882.2	837.0	858.6	892.3	880.2	909.2	946.2	882.2	936.2	10,845.5		
	Mountlake Terrace Transfer Station	N/A	N/A	N/A	N/A	N/A	N/A	N/A	N/A	N/A	0.2	1.4	N/A	N/A	1.6	
Grand total		1,517...	1,313...	1,324...	1,273...	1,246...	1,318...	1,358...	1,302...	1,380...	1,381...	1,291...	1,389...	16,099.0		



Tonnage and Disposal Summary

[Reset All Filters](#)

The Franchise Waste Stream Summary provides tonnage and disposal information for the City of Kirkland.

Select Customer Type:

- Residential
- Multifamily
- Commercial
- Roll Off Multifamily
- Roll Off Commercial

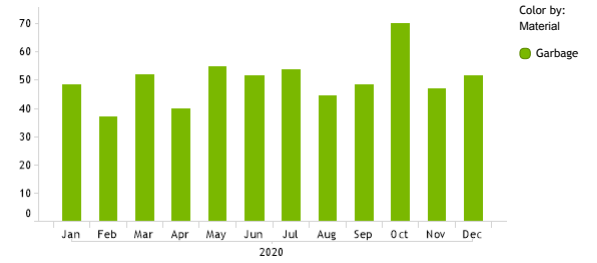
Select Year(s):

- 2018
- 2019
- 2020

Select Date Range:

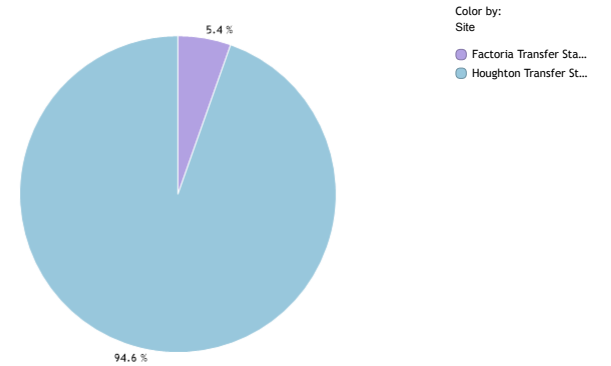
Tonnage Collected

Material	2020												Grand total
	Jan	Feb	Mar	Apr	May	Jun	Jul	Aug	Sep	Oct	Nov	Dec	
Garbage	48.1	36.9	52.1	39.6	54.7	51.6	53.6	44.3	48.4	70.0	46.7	51.5	597.8
Grand total	48.1	36.9	52.1	39.6	54.7	51.6	53.6	44.3	48.4	70.0	46.7	51.5	597.8



Site Tonnage

Material	Disposal/Processing Site	2020												Grand total
		Jan	Feb	Mar	Apr	May	Jun	Jul	Aug	Sep	Oct	Nov	Dec	
Garbage	Factoria Transfer Station	N/A	3.0	2.0	6.5	N/A	N/A	2.9	N/A	N/A	13.7	N/A	4.2	32.3
	Houghton Transfer Station	48.1	33.8	50.1	33.2	54.7	51.6	50.7	44.3	48.4	56.4	46.7	47.4	565.5
Grand total		48.1	36.9	52.1	39.6	54.7	51.6	53.6	44.3	48.4	70.0	46.7	51.5	597.8



Tonnage and Disposal Summary

[Reset All Filters](#)

The Franchise Waste Stream Summary provides tonnage and disposal information for the City of Kirkland.

Select Customer Type:

- Residential
- Multifamily
- Commercial
- Roll Off Multifamily
- Roll Off Commercial

Select Year(s):

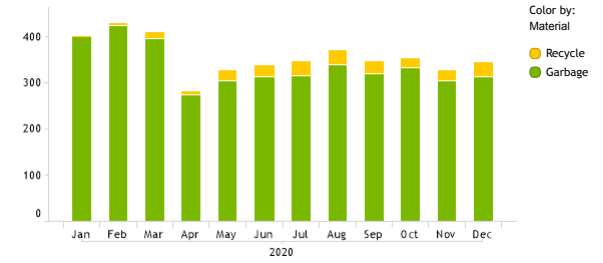
- 2018
- 2019
- 2020

Select Date Range:

January 2018 December 2020

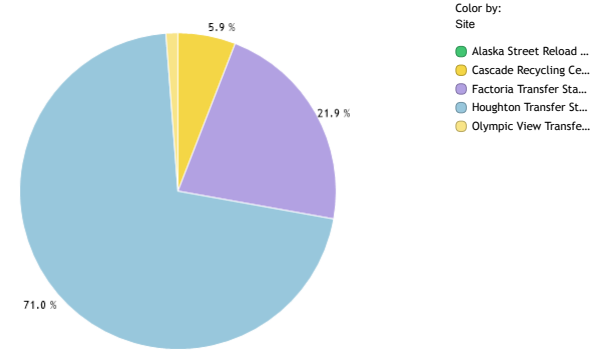
Tonnage Collected

Material	2020												Grand total
	Jan	Feb	Mar	Apr	May	Jun	Jul	Aug	Sep	Oct	Nov	Dec	
Recycle	3.6	7.8	14.8	9.5	23.2	23.3	31.3	32.5	26.8	23.7	21.3	33.1	250.9
Garbage	396.8	421.0	393.6	270.3	302.3	312.4	314.3	336.7	318.0	328.8	302.9	310.5	4,007.4
Grand total	400.3	428.8	408.4	279.7	325.5	335.7	345.6	369.2	344.8	352.5	324.2	343.5	4,258.3



Site Tonnage

Material	Disposal/Processing Site	2020												Grand total
		Jan	Feb	Mar	Apr	May	Jun	Jul	Aug	Sep	Oct	Nov	Dec	
Recycle	Cascade Recycling Center	3.6	7.8	14.8	9.5	23.2	23.3	31.3	32.5	26.8	23.7	21.3	33.1	250.9
	Alaska Street Reload & Recycle	N/A	0.1	N/A	N/A	N/A	N/A	N/A	N/A	N/A	0.0	N/A	N/A	0.1
Garbage	Factoria Transfer Station	85.2	72.5	60.8	94.5	99.0	62.1	70.8	76.7	104.6	72.4	75.2	59.6	933.3
	Houghton Transfer Station	307.2	335.6	325.2	166.4	201.0	243.4	234.8	260.0	213.4	256.3	227.7	250.9	3,022.0
	Olympic View Transfer Station	4.4	12.8	7.6	9.4	2.3	6.8	8.7	N/A	N/A	N/A	N/A	N/A	52.0
	Grand total	400.3	428.8	408.4	279.7	325.5	335.7	345.6	369.2	344.8	352.5	324.2	343.5	4,258.3



Set Out Rates and Weights

[Reset All Filters](#)

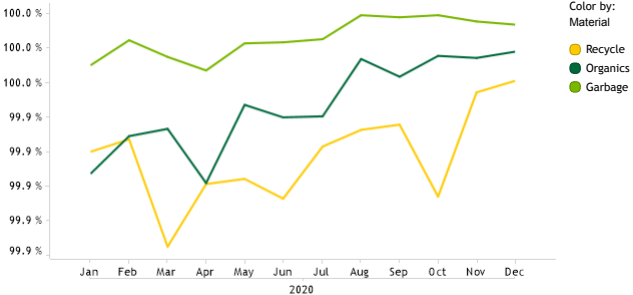
Set Out Rates and Weights provide the percentage of containers that were set out and average cart weights for Kirkland residential customers.

Select Year(s):
 2018
 2019
 2020

Select Date Range:

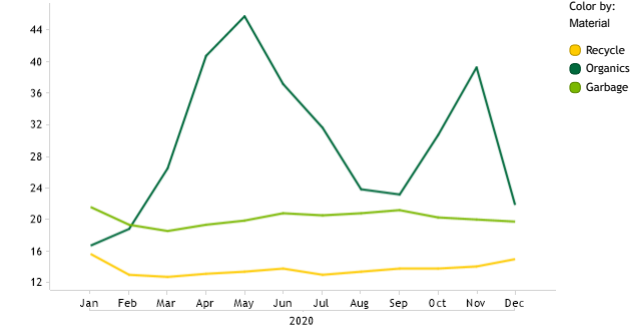
Residential Set Out Rate

Material	2020											
	Jan	Feb	Mar	Apr	May	Jun	Jul	Aug	Sep	Oct	Nov	Dec
Recycle	99.9 %	99.9 %	99.9 %	99.9 %	99.9 %	99.9 %	99.9 %	99.9 %	99.9 %	99.9 %	100.0...	100.0...
Organics	99.9 %	99.9 %	99.9 %	99.9 %	99.9 %	99.9 %	99.9 %	100.0...	100.0...	100.0...	100.0...	100.0...
Garbage	100.0...	100.0...	100.0...	100.0...	100.0...	100.0...	100.0...	100.0...	100.0...	100.0...	100.0...	100.0...



Average Residential Pounds Per Set Out

Material	2020											
	Jan	Feb	Mar	Apr	May	Jun	Jul	Aug	Sep	Oct	Nov	Dec
Recycle	15.66	13.04	12.81	13.23	13.50	13.82	13.03	13.48	13.91	13.92	14.18	15.02
Organics	16.71	18.81	26.49	40.69	45.77	37.23	31.62	23.84	23.19	30.75	39.27	21.95
Garbage	21.63	19.39	18.66	19.38	19.98	20.87	20.62	20.81	21.25	20.37	20.09	19.73
Grand total	18.00	17.00	19.00	24.00	26.00	23.00	21.00	19.00	19.00	21.00	24.00	18.00



Composition Summary

[Reset All Filters](#)

The Composition Summary provides composition and commodity market pricing information for recyclables collected in the City of Kirkland.

Select Customer Type:

- Residential
- Multifamily
- Commercial
- Roll Off Multifamily
- Roll Off Commercial

Select Year(s):

- 2018
- 2019
- 2020

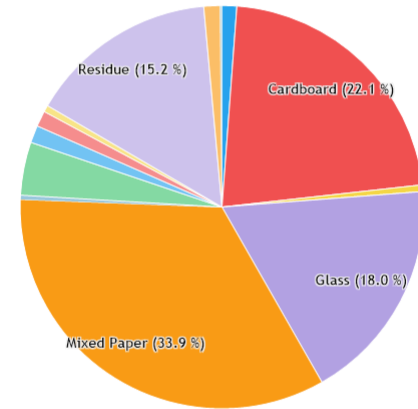
Select Date Range:

Recycle Composition

Commodity	2020												Grand total
	Jan	Feb	Mar	Apr	May	Jun	Jul	Aug	Sep	Oct	Nov	Dec	
Aluminium	15.4	13.1	16.2	19.2	19.1	17.0	16.1	13.0	13.7	13.7	14.5	17.0	187.9
Cardboard	313.0	271.8	228.7	209.8	221.6	257.7	296.4	309.6	329.7	343.2	337.9	394.7	3,514.2
Colored HDPE Plastic	7.0	5.9	6.2	6.4	7.6	6.5	8.0	6.5	6.9	8.2	7.9	7.7	85.0
Glass	266.9	199.4	201.4	232.8	256.0	274.8	266.9	230.6	245.9	225.1	208.5	257.5	2,865.8
Mixed Paper	482.1	423.7	488.5	469.5	435.6	427.8	468.1	443.1	502.8	389.8	397.3	465.7	5,394.0
Natural HDPE Plastic	4.2	3.6	3.7	3.8	5.1	5.2	4.0	3.9	4.1	4.1	5.3	6.2	53.2
Newspaper	48.9	40.4	54.7	64.0	70.1	47.1	37.6	42.8	44.0	101.6	59.4	69.4	679.7
PET Plastic	19.6	17.8	18.6	20.5	15.3	14.4	13.4	13.0	13.7	20.6	26.4	27.8	221.0
Plastic Film	21.0	16.6	17.4	20.5	19.1	18.3	0.0	14.3	13.7	16.5	19.8	24.7	201.8
Plastics #3-7	7.0	4.7	6.2	7.7	7.6	7.9	9.4	7.8	6.9	6.9	6.6	6.2	84.8
Residue	197.0	175.7	182.7	204.7	198.7	206.7	186.4	198.2	178.6	222.4	220.4	245.2	2,416.7
Scrap Metal	14.0	13.1	17.4	20.5	17.8	23.6	18.8	13.0	13.7	20.6	14.5	20.0	206.9
Tin	1.4	1.2	1.2	0.0	0.0	1.3	16.1	0.0	0.0	0.0	1.3	0.0	22.5
Grand total	1,397...	1,186...	1,243...	1,279...	1,273...	1,308...	1,341...	1,295...	1,373...	1,372...	1,319.9	1,542...	15,933.6

Recyclables Composition

- Color by:
Commodity
- Aluminium
 - Cardboard
 - Colored HDPE Plastic
 - Glass
 - Mixed Paper
 - Natural HDPE Plastic
 - Newspaper
 - PET Plastic
 - Plastic Film
 - Plastics #3-7
 - Residue
 - Scrap Metal
 - Tin



Tonnages calculated are based on the total percentage of all recyclables brought to Cascade Recycling Center. The tonnages above are calculated by multiplying the total percentage of recyclables by the total tons of recycling collected in the City of Kirkland.

Average Market Prices

Commodity	2020											
	Jan	Feb	Mar	Apr	May	Jun	Jul	Aug	Sep	Oct	Nov	Dec
Aluminium	\$884.94	\$837.70	\$816.06	\$712.74	\$694.88	\$730.34	\$798.59	\$877.78	\$858.96	\$909.06	\$986.17	\$1,114.63
Cardboard	\$53.89	\$59.61	\$78.99	\$90.33	\$121.04	\$96.31	\$86.25	\$93.17	\$100.16	\$106.73	\$113.49	\$123.86
Colored HDPE Plastic	\$260.00	\$160.00	\$150.00	\$60.00	\$60.00	\$60.00	\$60.00	\$60.00	\$100.00	\$219.93	\$280.00	\$280.00
Glass	-\$53.34	-\$53.34	-\$53.34	-\$53.34	-\$53.34	-\$53.34	-\$53.34	-\$53.34	-\$53.34	-\$53.34	-\$53.34	-\$53.34
Mixed Paper	-\$4.72	-\$14.72	-\$25.98	-\$17.05	-\$4.43	-\$0.71	\$1.35	\$10.02	\$18.24	\$25.04	\$29.93	\$39.54
Natural HDPE Plastic	\$1,043.80	\$1,080.00	\$664.29	\$680.00	\$640.00	\$700.00	\$728.16	\$780.00	\$960.00	\$1,099.78	\$1,200.00	\$1,200.00
Newspaper	\$0.00	\$0.00	\$0.00	\$0.00	\$0.00	\$0.00	\$0.00	\$0.00	\$0.00	\$0.00	\$0.00	\$0.00
PET Plastic	\$140.00	\$170.00	\$160.00	\$150.00	\$130.00	\$49.96	\$47.17	\$42.12	\$20.00	\$20.00	\$20.00	\$20.15
Plastics #3-7	-\$167.50	-\$167.50	N/A	-\$167.50	-\$167.50	-\$167.50	-\$167.50	-\$167.50	-\$167.50	-\$167.50	-\$167.50	-\$167.50
Scrap Metal	\$75.00	\$75.00	\$75.00	\$75.00	\$75.00	\$75.00	\$75.00	\$75.00	\$75.00	\$85.00	\$85.00	\$85.00
Tin	\$114.96	\$100.34	\$109.72	\$66.50	\$76.96	\$81.32	\$77.48	\$85.78	\$106.53	\$101.78	\$107.89	\$146.46
Grand total	\$213.37	\$204.28	\$197....	\$145.15	\$142.96	\$142.85	\$150.29	\$163.91	\$183.46	\$213.32	\$236.51	\$253.53

Other Recyclables

[Reset All Filters](#)

The Other Recyclables report provides data about e-scrap, textile and motor oil collection from City of Kirkland customers.

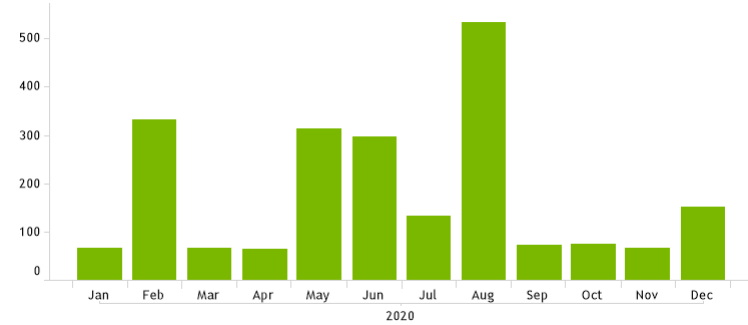
Select Year(s):

- 2018
- 2019
- 2020

Select Date Range:

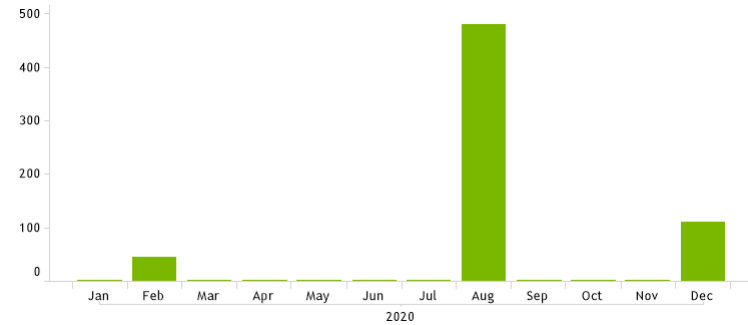
Waste E-Scrap Collection

Report Month	Requests	Pounds Recycled
January 2020	20	0
February 2020	31	229
March 2020	14	0
April 2020	14	0
May 2020	14	284
June 2020	14	256
July 2020	19	0
August 2020	19	0
September 2020	40	0
October 2020	43	0
November 2020	33	0
December 2020	80	0
Grand total	341	769



Textile Collection

Report Month	Requests	Pounds Recycled
January 2020	1	0
February 2020	45	45
March 2020	0	0
April 2020	0	0
May 2020	0	0
June 2020	0	0
July 2020	0	0
August 2020	0	480
September 2020	9	0
October 2020	5	0
November 2020	2	0
December 2020	8	110
Grand total	70	635



Motor Oil Collection

Report Month	Collected	Rejected	Gallons Recycled
January 2020	71	3	68
February 2020	63	6	57
March 2020	75	7	68
April 2020	71	7	64
May 2020	31	1	30
June 2020	46	5	41
July 2020	135	2	133
August 2020	57	4	53
September 2020	79	7	72
October 2020	76	2	74
November 2020	71	3	68
December 2020	50	7	43
Grand total	825	54	771

