



Set No. _____

**Specifications, Proposal,
and Contract Documents for:**

2021 Annual Striping Program

Job No. 12-21-PW

May 2021

Bid Documents



**City of Kirkland
Department of Public Works
123 Fifth Avenue
Kirkland, Washington 98033**



**CITY OF KIRKLAND
DEPARTMENT OF PUBLIC WORKS**

**2021 Annual Striping Program
CIP NO. STC-0800021
JOB NO. 12-21-PW**

Certificate of Engineer:

The Special Provisions and drawings contained herein have been prepared by or under the direction of the undersigned, whose seal as a Professional Engineer licensed to practice in the State of Washington, is affixed below.

Scott D Gonsar, P.E.
Project Engineer



Approved for Construction:

A handwritten signature in black ink, appearing to read "Rod Steitzer", positioned above a horizontal line.

Rod Steitzer, P.E.
Capital Projects Manager



**CITY OF KIRKLAND
GENERAL TABLE OF CONTENTS**

Invitation to Bid (Tan)

Proposal and Contract Documents(White)

Amendments to the Standard Specifications (Pink)

Special Provisions (Blue)

Prevailing Wage Rates (Yellow)

Appendices(White)

Appendix A: Schedule A - Striping Location Maps

Appendix B: Schedule B – Thermoplastic Plan Sheets

Appendix C: Pre-Approved Plans

INVITATION TO BID



City of Kirkland

INVITATION TO BID

Notice is hereby given that the City of Kirkland will receive sealed bids in the office of the Purchasing Agent, City Hall, 123 Fifth Avenue, Kirkland, Washington, at 1:00 P.M., local time on June 2, 2021, for the project hereinafter referred to as:

2021 Annual Striping Program PROJECT JOB NO. 12-21-PW

Due to Governor Inslee's Stay Home Stay Healthy proclamation, the public bid opening will be available online at the following link:

http://kirkland.granicus.com/player/camera/7?publish_id=1308

A recorded version will be posted online with the bid results. Bidders choosing to hand deliver their bids will submit their bids at City Hall. Entering at the North entrance of 123 5th AVE Kirkland, WA 98033, you will press the button for the doorbell next to the handrail. Staff members will accept your bid and date/time stamp your submission.

At said time all bids will be opened and publicly read aloud. Each bid shall be accompanied by a bid proposal deposit in the form of a cashier's check or a bond issued on a form acceptable to your surety made payable to the City of Kirkland for a sum of not less than five percent (5%) of the total bid amount. No bid shall be considered unless accompanied by such bid proposal deposit. Incomplete proposals and proposals received after the time stated above will not be considered. Faxed or emailed responses are not acceptable.

The work to be performed under these specifications consists of furnishing all labor, tools, materials, and equipment necessary for constructions of the **2021 Annual Striping Program**.

Specific work includes, but is not limited to, traffic control, TESC, installation of paint striping, raised pavement markers, thermoplastic crosswalk, stop lines, bike lanes, lane marking, painting as well as removal of worn paint and thermoplastic markings. The estimated cost for this project is in the range of \$370,000.00 to \$400,000.00 based on the base bid, Schedule A+B.

The City will not sell bid packages. Plans, specifications, and addenda may be viewed and obtained online at www.bxwa.com. Click on: "Posted Projects"; "Public Works", "City of Kirkland". The Bidders List is maintained by the Builder's Exchange of Washington, Inc. Registration for the bidder's list may be made online, by phoning (425) 258-1303, or at Builder's Exchange of Washington located at 2607 Wetmore Ave, Everett, WA.

Questions regarding this project shall be submitted in writing to Scott Gonsar via fax (425) 587-3844. Questions via phone or email will not be accepted. Bidders shall submit questions no later than 3:00 P.M. on May 27, 2021.

The City reserves the right to reject any and all bids, and to waive any informalities in the bidding, and to make the award to the lowest, responsive, responsible bidder as best serves the interests of the City.

No bids may be withdrawn within forty-five (45) after the actual date of the bid opening.

Published: Daily Journal of Commerce – May 12, 2021: May 19, 2021

GENERAL INFORMATION, PROPOSAL, & CONTRACT



City of Kirkland



CITY OF KIRKLAND

TABLE OF CONTENTS – PROPOSAL

Information for Bidders.....	2
Bid Proposal	5
Bid Bond.....	9
Non-collusion Affidavit.....	10
Statement of Bidder's Qualifications.....	11
Subcontractor Identification.....	12
Bidder's Checklist	14

CITY OF KIRKLAND INFORMATION FOR BIDDERS

Bidders must bid on all items contained in the proposal.

The omission or deletion of any bid item will be considered non-responsive and shall be cause for rejection of the bid.

Submit your proposal on the Bid Proposal and other forms which are enclosed, or make a copy of the required forms and submit these documents.

The following forms must be executed in full with submittal of the bid:

1. BIDDER RESPONSIBILITY CRITERIA CHECKLIST
2. SUBCONTRACTOR RESPONSIBILITY CRITERIA CHECKLIST
3. PROPOSAL

The lump sum or unit prices must be shown in the spaces provided on the bid schedule.

Show total bid price in both words and figures on the Proposal.

The Proposal form must be completed in full, signed and dated.

4. BID BOND

A surety issued bid bond must be executed by the bidder and its surety company. The amount of the bid bond shall be not less than five percent (5%) of the total amount bid and may be shown in dollars or on a percentage basis. (A cashier's check payable to the City of Kirkland and issued for an amount not less than 5% of the total bid may be submitted in lieu of a bid bond.)

5. NONCOLLUSION AFFIDAVIT - Notarized
6. STATEMENT OF BIDDER'S QUALIFICATIONS

This form must be filled in and signed. The owner reserves the right to check all statements and to judge the adequacy of the bidder's qualifications.

7. SUBCONTRACTOR IDENTIFICATION LIST

This form must be completed for HVAC, plumbing, and electrical subcontractors if the estimate exceeds \$1,000,000.

The following forms are to be executed after the contract is awarded:

1. CONTRACT
2. PERFORMANCE AND PAYMENT BOND
3. CONTRACTOR'S DECLARATION OF OPTION FOR MANAGEMENT OF STATUTORY
RETAINED PERCENTAGE; RETAINED PERCENTAGE ESCROW AGREEMENT

To be executed by the successful bidder based on bidder's selection of option.

4. CERTIFICATES OF INSURANCE

To be executed by the successful bidder and by an acceptable insurance company. The City of Kirkland must be named as an additional insured.

5. STATEMENT(S) OF INTENT TO PAY PREVAILING WAGES

Affidavit certifying all employees of Contractor and Subcontractor shall be paid no less than the Prevailing Wage Rate(s) as determined by the Industrial Statistician of the Washington State Department of Labor and Industries.

SPECIAL NOTE: Prior to commencing work, the contractor and all subcontractors must have applied and paid for a City of Kirkland business license

**CITY OF KIRKLAND
BIDDER RESPONSIBILITY CRITERIA**

It is the intent of City to award a contract to the low responsible bidder. Before award, the bidder must meet the following bidder responsibility criteria to be considered a responsible bidder. The bidder may be required by the City to submit documentation demonstrating compliance with the criteria. The bidder must:

- ☐ 1. Have a current certificate of registration as a contractor in compliance with chapter 18.27 RCW, which must have been in effect at the time of bid submittal;
- ☐ 2. Have a current Washington Unified Business Identifier (UBI) number;
- ☐ 3. Have:
 - a. Industrial Insurance (workers' compensation) coverage for the bidder's employees working in Washington, as required in Title 51 RCW;
 - b. A Washington Employment Security Department number, as required in Title 50 RCW;
 - c. A Washington Department of Revenue state excise tax registration number, as required in Title 82 RCW;
- ☐ 4. Not be disqualified from bidding on any public works contract under RCW 39.06.010 or 39.12.065(3). **Meet responsibility criteria in RCW 39.04.350**
- ☐ 5. Until December 31, 2017, not have violated more than one time the off-site, prefabricated, non-standard, project specific items reporting requirements of RCW 39.04.370.
- ☐ 6. For public works projects subject to the apprenticeship utilization requirements of RCW 39.04.320, not have been found out of compliance by the Washington state apprenticeship and training council for working apprentices out of ratio, without appropriate supervision, or outside their approved work processes as outlined in their standards of apprenticeship under chapter 49.04 RCW for the one-year period immediately preceding the first date of advertising for the project.

CITY OF KIRKLAND
SUBCONTRACTOR RESPONSIBILITY CRITERIA

- ☐ A. The Contractor shall include the language of this section in each of its first tier subcontracts, and shall require each of its subcontractors to include the same language of this section in each of their subcontracts, adjusting only as necessary the terms used for the contracting parties. Upon request of the Owner, the Contractor shall promptly provide documentation to the Owner demonstrating that the subcontractor meets the subcontractor responsibility criteria below. The requirements of this section apply to all subcontractors regardless of tier.
- ☐ B. At the time of subcontract execution, the Contractor shall verify that each of its first tier subcontractors meets the following bidder responsibility criteria:
- ☐ 1. Have a current certificate of registration in compliance with chapter 18.27 RCW, which must have been in effect at the time of subcontract bid submittal;
 - ☐ 2. Have a current Washington Unified Business Identifier (UBI) number;
 - ☐ 3. Have:
 - a) Industrial Insurance (workers' compensation) coverage for the subcontractor's employees working in Washington, as required in Title 51 RC
 - b) A Washington Employment Security Department number, as required in Title 50 RCW;
 - c) A Washington Department of Revenue state excise tax registration number, as required in Title 82 RCW;
 - d) An electrical contractor license, if required by Chapter 19.28 RCW;
 - e) An elevator contractor license, if required by Chapter 70.87 RCW.
 - ☐ 4. Not be disqualified from bidding on any public works contract under RCW 39.06.010 or 39.12.065 (3). **Meet responsibility criteria in RCW 39.04.350**
 - ☐ 5. Until December 31, 2017, not have violated more than one time the off-site, prefabricated, non-standard, project specific items reporting requirements of RCW 39.04.370.
 - ☐ 6. For public works projects subject to the apprenticeship utilization requirements of RCW 39.04.320, not have been found out of compliance by the Washington state apprenticeship and training council for working apprentices out of ratio, without appropriate supervision, or outside their approved work processes as outlined in their standards of apprenticeship under chapter 49.04 RCW for the one-year period immediately preceding the first date of advertising for the project.

**CITY OF KIRKLAND
BID PROPOSAL**



2021 Annual Striping Program

CIP NO. STC-0800021

JOB NO. 12-21-PW

To: Director of Finance
City of Kirkland
123 Fifth Avenue
Kirkland, Washington 98033

The undersigned, hereinafter called the Bidder, declares that the only persons or parties interested in this proposal are those named herein; that this proposal is in all respects fair and without fraud; that it is made without collusion with any official or employee of the City of Kirkland, hereinafter called the Owner; and that the proposal is made without any connection or collusion with any person making another proposal on this contract.

The bidder further declares that it has carefully examined the contract documents for the construction of the project; that it has personally inspected the site; that it has satisfied itself as to the quantities involved, including materials and equipment and conditions of work involved, including the fact that the description of the quantities of work materials, as included herein, is brief and is intended only to indicate the general nature of the work and to identify the said quantities with the detailed requirements of the contract documents; and that this proposal is made according to the provisions and under the terms of the contract documents, which documents are hereby made a part of this proposal.

The bidder further agrees that it has exercised its own judgment regarding the interpretation of subsurface information and has utilized all data which it believes pertinent from the engineer-architect, owner, and other sources in arriving at its conclusions.

The bidder agrees to hold its bid proposal open for 45 days after the actual date of bid opening and to accept the provisions of the Instructions to Bidders regarding disposition of bid bond.

The bidder agrees that if this proposal is accepted, it will, within ten (10) calendar days after notification of acceptance, execute the contract with the Owner in the form of contract included in the contract documents, and will, at the time of execution of the contract, deliver to the Owner the Performance and Payment Bond and all Certificates of Insurance required therein, and will, to the extent of its proposals, furnish all machinery, tools, apparatus, and other means of construction and do the work in the manner, in the time, and according to the methods as specified in the contract documents and required by the engineer or other project manager designated thereunder.

The bidder further agrees, if awarded the contract, to begin work within ten (10) calendar days after the date of the execution of the contract and to complete the construction within the time specified in Section 1-08.5 of the Special Provisions.

In the event the bidder is awarded the contract and shall fail to complete the work within the time limit or extended time limit agreed upon as more particularly set forth in the contract documents, liquidated damages shall be paid to the Owner per the specifications contained in the contract documents.

MUST BE SUBMITTED WITH PROPOSAL

The bidder further proposes to accept as full payment for the work proposed herein, the amounts computed under the provisions of the contract documents and based upon the lump sum and unit price amounts entered by the bidder for the various bid items included in the Bid Schedule. The bidder further agrees the lump sum and unit prices entered for the various bid items included in the Bid Schedule include all use taxes, overhead, profit, bond premiums, insurance premiums and all other miscellaneous and incidental expenses as well as all costs of materials, labor, tools and equipment required to perform and complete the work.

Within the three-year period immediately preceding the date of the bid solicitation for this Project, bidder has not been determined by a final and binding citation and notice of assessment issued by the department of labor and industries or through a civil judgment entered by a court of limited or general jurisdiction to have willfully violated, as defined in RCW 49.48.082, any provision of chapter 49.46, 49.48, or 49.52 RCW.

The determination of the lowest responsible and responsive bidder will be made on the Base Bid (Schedule A + Schedule B). The estimated cost for Base Bid Schedule A + Schedule B is in the range of \$380,000 to \$400,000.

The undersigned bids and agrees to complete all construction of the **2021 Annual Striping Program; JOB NO. 12-21-PW** for the following:

<u>Schedules</u>	<u>Subtotal Bid Price</u>	<u>Sales Tax (Rule 171)</u>	<u>Total Bid Price</u>
Schedule A	\$ _____	\$ <u>Not Applicable</u>	\$ _____
Schedule B	\$ _____	\$ <u>Not Applicable</u>	\$ _____
Total Bid Schedule A & Schedule B (<i>in figures</i>):			\$ _____
Total Bid Schedule A & Schedule (<i>in words</i>): _____			

Receipt of Addenda No(s). _____ is hereby acknowledged.

I certify (or declare) under penalty of perjury under the laws of the State of Washington that the foregoing is true and correct:

CONTRACTOR (Firm Name)

Location or Place Executed: (City, State)

By

Name and title of person signing

(Indicate whether Contractor is Partnership, Corporation, or Sole Proprietorship)

Date

MUST BE SUBMITTED WITH PROPOSAL

Washington State Contractor's
Registration Number

Contractor's Industrial Insurance
Account Number

Employment Security Identification
Number

Uniform Business Identification
(UBI) Number

Contractor's Address:

Telephone Number

Fax Number

EMAIL

****** Bid proposal to be submitted in a **sealed envelope** marked "**Bid Enclosed**" for **2021 Annual Striping Program, JOB NO. 12-21-PW.**

**CITY OF KIRKLAND
BID SCHEDULE**

2021 Annual Striping Program
JOB NO. 12-21-PW

Note: Unit prices for all items, all extensions, and the total amount of the bid must be shown. All entries must be typed or entered in ink.

SCHEDULE A (BASE BID) - Paint Removal and Replacement					
Item No	Item Description	Bid Qty	Unit	Unit Price	Amount
A1	MINOR CHANGES	1	EST	\$ 10,000	\$ 10,000.00
A2	PROJECT TEMPORARY TRAFFIC CONTROL	1	LS	\$	\$
A3	OFF-DUTY UNIFORM POLICE OFFICER (UPO)	16	HRS	\$	\$
A4	4-IN, SKIP CENTER LINE, EDGE LINE, LANE LINE	350,000	LF	\$	\$
A5	4-IN, DOUBLE YELLOW CENTER LINE, TWO WAY LEFT TURN LANE	450,000	LF	\$	\$
A6	4-IN, PARKING STALL STRIP	600	LF	\$	\$
A7	6-IN, WIDE LINE, SKIP WIDE, BICYCLE LANE	375,000	LF	\$	\$
A8	8-IN, WIDE LINE	40,000	LF	\$	\$
TOTAL for Base Bid Schedule A: \$					

SCHEDULE B (BASE BID) – Thermoplastic Removal and Replacement					
Item No	Item Description	Bid Qty	Unit	Unit Price	Amount
B1	18-IN STOP LINE	765	LF	\$	\$
B2	CROSSWALK LINE	6310	SF	\$	\$
B3	TRAFFIC ARROW, TWO WAY ARROW	37	EA	\$	\$
B4	8-FT TRAFFIC LETTER	110	EA	\$	\$
B5	BICYCLE LANE SYMBOL & SHARROW SYMBOL	218	EA	\$	\$
B6	SPEED CUSHION MAKRING	19	EA	\$	\$
B7	SLOTTED SPEED CUSHION MARKING	9	EA	\$	\$
B8	4-IN, SKIP CENTER LINE, EDGE LINE, LANE LINE	230	LF	\$	\$
B9	6-IN, WIDE LINE, SKIP WIDE LINE, BIKE LANE	140	LF	\$	\$
B10	TRANSVERSE BAR PAVENENT MARKING	310	SF	\$	\$
B11	BIKE LOOP DETECTION SYMBOL	4	EA	\$	\$
TOTAL for Base Bid Schedule B: \$					

TOTAL COMPUTED PRICE (Base Bid Schedule A + Schedule B): \$_____



BID DEPOSIT

Herewith find deposit in the form of a cashier's check or certified check in the amount of
\$ _____ which amount is not less than five percent (5%) of the total bid.

SIGN HERE _____

BID BOND

KNOW ALL PERSONS BY THESE PRESENTS:

That we, _____, as Principal, and
_____, as Surety, are
held and firmly bound unto the City of Kirkland, as Obligee, in the penal sum of _____
_____ dollars, for the payment of which the
Principal and the Surety bind themselves, their heirs, executors, administrators, successors and assigns,
jointly and severally, by these presents.

The condition of this obligation is such that if the Obligee shall make any award to the Principal for

Project Name

Job Number

according to the terms of the proposal or bid made by the Principal therefor, and the Principal shall duly make and enter into a contract with the Obligee in accordance with the terms of said proposal or bid and award and shall give bond for faithful performance thereof, with Surety or Sureties approved by the Obligee; or if the Principal shall, in case of failure to do so, pay and forfeit to the Obligee the penal amount of the deposit specified in the call for bids, then this obligation shall be null and void; otherwise it shall be and remain in full force and effect and the Surety shall forthwith pay and forfeit to the Obligee, as penalty and liquidated damages, the amount of this bond.

SIGNED, SEALED AND DATED THIS _____ DAY OF _____, 20_____.

PRINCIPAL:

SURETY:

MUST BE SUBMITTED WITH PROPOSAL

Note: If a Bid Bond is provided, it must be accompanied by a power of attorney which appoints the Surety's true and lawful attorney-in-fact to make, execute, seal and deliver this Bid Bond.

**CITY OF KIRKLAND
NONCOLLUSION AFFIDAVIT
2021 Annual Striping Program
CIP NO. STC-0800021
JOB NO. 12-21-PW**

STATE OF WASHINGTON)
) SS
COUNTY OF KING)

The undersigned, being duly sworn, on oath deposes and says that the person(s), firm, association, partnership or corporation herein named has not, either directly or indirectly, entered into any agreement, participated in any collusion, or otherwise taken any action in restraint of free competitive bidding in connection with the project for which this proposal is submitted.

Firm Name

Authorized Signature

Type Name

Title

Sworn to before me, this _____ day of _____, 20__.

Notary Public in and for the State of Washington
Residing at _____
My Commission Expires _____

NOTICE TO ALL BIDDERS

To report bid rigging activities call: 1-800-424-9071

The U.S. Department of Transportation (USDOT) operates the above toll-free "hotline" Monday through Friday, 8:00 a.m. to 5:00 p.m., ET. Anyone with knowledge of possible bid rigging, bidder collusion, or other fraudulent activities should use the "hotline" to report such activities.

The "hotline" is part of USDOT's continuing effort to identify and investigate highway construction contract fraud and abuse and is operated under the direction of the USDOT Inspector General. All information will be treated confidentially and caller anonymity will be respected.

**CITY OF KIRKLAND
STATEMENT OF BIDDER'S QUALIFICATIONS**

Contractor Name: _____ Contact: _____

Business Address: _____

Business phone: _____ Fax: _____

Number of years the Contractor has been engaged in the construction business under the present firm name: _____

Describe the general character of work performed by your company: _____

List five projects of a similar nature which Contractor has completed within the last 10 years. Include contract amount and contact information for references:

Project Name	Amount	Owner/Agency	Contact	Phone	Year Completed

List major equipment anticipated to be used on this project; indicate whether Contractor-owned or to be leased from others: _____

Bank reference(s): _____

Washington State Contractor Registration No.: _____

Uniform Business Identification No.: _____

I certify that other contracts now in progress or hereafter obtained will not interfere with timely performance of the City of Kirkland project should I become the successful bidder.

Authorized Signature: _____

Print Name: _____ Title: _____

**CITY OF KIRKLAND
SUBCONTRACTOR IDENTIFICATION FOR CONTRACTS ESTIMATED TO BE
IN EXCESS OF ONE MILLION DOLLARS (\$1,000,000.00)**

RCW 39.30.060 requires the following:

“(1) Every invitation to bid on a prime contract that is expected to cost one million dollars or more for the construction, alteration, or repair of any public building or public work of the state or a state agency or municipality as defined under RCW 39.04.010 ... shall require each prime contract bidder to submit:

(a) Within one hour after the published bid submittal time, the names of the subcontractors with whom the bidder, if awarded the contract, will subcontract for performance of the work of: HVAC (heating, ventilation, and air conditioning); plumbing as described in chapter 18.106 RCW; and electrical as described in chapter 19.28 RCW, or to name itself for the work; or

(b) Within forty-eight hours after the published bid submittal time, the names of the subcontractors with whom the bidder, if awarded the contract, will subcontract for performance of the work of structural steel installation and rebar installation.

The prime contract bidder shall not list more than one subcontractor for each category of work identified, unless subcontractors vary with bid alternates, in which case the prime contract bidder must indicate which subcontractor will be used for which alternate. Failure of the prime contract bidder to submit as part of the bid the names of such subcontractors or to name itself to perform such work or the naming of two or more subcontractors to perform the same work shall render the prime contract bidder's bid non-responsive and, therefore, void."

Each bidder shall submit a list of:

1. HVAC, plumbing, electrical, structural steel installation, and rebar installation subcontractors; and
2. The specific items of work those subcontractors will perform on the contract; and
3. The specific items of work that will be performed by the bidder on the contract relating to work described in RCW 39.30.060.

**CITY OF KIRKLAND
SUBCONTRACTOR IDENTIFICATION LIST**

*REQUIRED IF ESTIMATE AMOUNT EXCEEDS \$1,000,000 (*Reference RCW 39.30.060 RCW*)

Proposed Subcontractors and items of work to be performed:

Subcontractor Name: _____
Item Numbers: _____

Subcontractor Name: _____
Item Numbers: _____

Subcontractor Name: _____
Item Numbers: _____

Subcontractor Name: _____
Item Numbers: _____

Subcontractor Name: _____
Item Numbers: _____

- make additional pages if necessary -

Work to be performed by Prime Contractor:

Item Numbers: _____

**CITY OF KIRKLAND
BIDDER'S CHECKLIST**

1. Have you reviewed the Bidder Responsibility and Subcontractor Responsibility Criteria?
2. Have you enclosed a bid bond or certified check with your bid? (Must be at least 5% of the total amount bid)
3. Have you entered a bid amount for all items and all schedules?
4. Do the written amounts of the proposal agree with the amounts shown in the figures?
5. Have you acknowledged receipt of addenda?
6. Has the proposal been properly completed and signed?
7. Have you completed the Statement of Bidder's Qualifications?
8. Have you completed the City of Kirkland Non-collusion Affidavit?
9. Have you completed the Subcontractor Identification List? (This is to be completed for HVAC, plumbing, and electrical subcontractors if the estimate amount exceeds \$1,000,000.)
10. Bid proposal to be submitted in a sealed envelope marked "Bid Enclosed" for:

INFORMATION ONLY

The following forms must be executed and submitted by the successful bidder within ten (10) calendar days following Notice of Award.



City of Kirkland





CITY OF KIRKLAND PUBLIC WORKS AGREEMENT

2021 Annual Striping Program
JOB NO. 12-21-PW

This agreement is made and entered into this _____ day of _____, 20____, by and between **CONTRACTOR NAME**, hereinafter called the "Contractor" and the City of Kirkland, hereinafter called the "City."

WITNESSETH:

Whereas, pursuant to the invitation of the City extended through an officially published "Invitation to Bid," the Contractor did, in accordance therewith, file with the City a proposal containing an offer which was invited by said notice, and

Whereas, the City has heretofore determined that said offer was the lowest responsible bid submitted; now, therefore, it is agreed:

Section 1. That Contractor shall comply in every way with the requirements of those certain specifications entitled: "2021 Annual Striping, Job No. 12-21-PW"

The further terms, conditions and covenants of the contract are set forth in the following contract documents which are hereby made a part of this agreement by actual attachment or by this reference thereto as follows:

- A. Invitation to Bid, as published by the City.
- B. Specifications prepared for this project by the City and named above by title.
- C. Detailed Plans listed and described in said Specifications, together with those which may be issued as supplements thereof.
- D. The bid proposals submitted by the Contractor as to those items and/or alternatives accepted by the City.
- E. Any written change orders, additions or deletions, if any, issued by the City, pursuant to this agreement.
- F. Indemnification and insurance provisions included in the project documents shall apply to this agreement.

Section 2. In consideration of faithful compliance with the terms and conditions of this agreement, whether set forth herein or incorporated by reference, the Owner shall pay to the Contractor, at the times and in the manner provided in said specifications, the total sum of _____ dollars (\$_____) which sum is subject, however, to increase or decrease in such proportion as the quantities named in said proposal are so changed, all as in said specifications and proposal provided.

In witness whereof, said Contractor and said City have caused this agreement to be executed on the day and year first written above.

CONTRACTOR (Firm Name)

Signature of authorized officer

Name and title of officer (print or type)

WA Contractor's Registration Number

Industrial Insurance Account Number

Uniform Business Identification (UBI) Number

Phone Number

(For corporations, LLC's and other legal entities)

STATE OF WASHINGTON)
) SS
COUNTY OF KING)

On this day before me, the undersigned, a Notary Public in and for the State of Washington, duly commissioned and sworn, personally appeared _____, to me known to be the _____ of _____, the legal entity that executed the foregoing instrument, and acknowledged the said instrument to be the free and voluntary act and deed of said legal entity, for the uses and purposes therein set forth, and on oath stated that he/she was authorized to sign said instrument.

Given under my hand and official seal this _____ day of _____, 2_____.

Print Name: _____
NOTARY PUBLIC in and for the State of
Washington, residing _____
Commission expires: _____

(For individuals and d/b/a's)

STATE OF WASHINGTON)
) SS
COUNTY OF KING)

On this day before me, the undersigned, a Notary Public in and for the State of Washington, duly commissioned and sworn, personally appeared _____ and _____ to me known to be the individual(s) described herein and who executed the foregoing instrument, and acknowledged that he/she/they signed the same as his/her/their free and voluntary act and deed, for the uses and purposes therein mentioned.

Given under my hand and official seal this _____ day of _____, 2_____.

Print Name: _____
NOTARY PUBLIC in and for the State of
Washington, residing _____
Commission expires: _____

CITY OF KIRKLAND

BY: _____
Tracey Dunlap, Deputy City Manager



PERFORMANCE BOND

Surety to have an A.M. Best rating of A-:VII or better.

Bond No. _____

KNOW ALL PERSONS BY THESE PRESENTS, that **CONTRACTOR NAME**, as Principal, and _____, (insert name of surety), as Surety, a corporation duly organized under the laws of the State of _____, (insert Surety's state of incorporation), and authorized to do business as a surety in the State of Washington, are held and firmly bound unto the City of Kirkland (City) in the sum of _____ dollars (\$_____), lawful money of the United States of America, plus the total amount of extra orders issued by the City to the Principal pursuant to the terms of the Contract referred to in the next succeeding paragraph hereof, for the payment whereof Principal and Surety bind ourselves, and our heirs, executors, administrators, representatives, successors, and assigns, jointly and severally, firmly by these presents.

WHEREAS, the Principal has been awarded, and is about to enter into, a written Contract with the City for **2021 Annual Striping Program, Job #12-21-PW**, which is hereby made a part of this bond as if fully set forth herein;

NOW, THEREFORE, the condition of this bond is such that:

1. If the Principal shall completely and faithfully perform all of its obligations under the Contract, including any warranties required thereunder, and all modifications, amendments, additions, and alterations thereto, including modifications which increase the contract price or time for completion, with or without notice to the surety; and
2. If the Principal shall indemnify and hold the City harmless from any and all losses, liability, damages, claims, judgments, liens, costs, and fees of any type that the City may be subject to because of the failure or default of the Principal in the performance of any of the terms, conditions, or obligations of the Contract, including all modifications, amendments, additions, and alterations thereto, and any warranties required thereunder;

THEN THIS obligation shall be null and void; otherwise to remain in full force and effect. If the City shall declare Principal to be in default of the Contract, and shall so notify Surety, Surety shall, within a reasonable time which shall not exceed 14 days, except for good cause shown, notify the City in writing of the manner in which surety will satisfy its obligations under this Bond.

Nonpayment of the Bond premium will not invalidate this Bond nor shall the City be obligated for the payment thereof. The Surety hereby waives notice of any modification of the Contract or extension of time made by the City.

Signed this _____ day of _____, 2____.

Principal: _____

Surety: _____

By: _____

By: _____

Title: _____

Title: _____

Address: _____

Address: _____

City/Zip: _____

City/Zip: _____

Telephone: () _____

Telephone: () _____

Note: A power of attorney must be provided which appoints the Surety's true and lawful attorney-in-fact to make, execute, seal and deliver this performance bond.



LABOR, MATERIAL AND TAXES PAYMENT BOND

Surety to have an A.M. Best rating of A-:VII or better.

Bond No. _____

KNOW ALL PERSONS BY THESE PRESENTS, that, **CONTRACTOR NAME**, as Principal, and _____, (insert name of surety), as Surety, a corporation duly organized under the laws of the State of _____ (insert Surety's state of incorporation), and authorized to do business as a surety in the State of Washington, are held and firmly bound unto the City of Kirkland (City) for the use and benefit of claimants as hereinafter defined, in the sum of _____ **Dollars (\$_____)**, lawful money of the United States of America, plus the total amount of any extra orders issued by the City, for the payment whereof Principal and Surety bind themselves, their heirs, executors, administrators, representatives, successors, and assigns, jointly and severally, firmly by these presents.

WHEREAS, Principal has been awarded, and is about to enter into, a Contract with City of Kirkland for **2021 Annual Striping Program, Job #12-21-PW**, which contract is by this reference made a part hereof;

WHEREAS, the contract is a public works contract, subject to the provisions of RCW Titles 39 and 60;

NOW, THEREFORE, the conditions of this obligation are such that, if the Principal shall promptly make payment to all claimants as hereinafter defined, for (a) all labor and material used or reasonably required for use in the performance of the contract and (b) all taxes, increases, and penalties incurred on the above-referenced contract under Titles 50, 51, and 82 RCW which may be due, then this obligation shall be void; otherwise, it shall remain in full force and effect, subject, however, to the following conditions: A claimant is defined as and includes (a) a person claiming to have supplied labor or materials for the prosecution of the work provided for in the contract, including any person having direct contractual relationship with the contractor furnishing the bond or direct contractual relationship with any subcontractor, or an assignee of such person, (b) the state with respect to taxes incurred on the above-referenced contract under Titles 50, 51, and 82 RCW which may be due and (c) any other person or entity as allowed or required by law.

3. The Principal and Surety hereby jointly and severally agree with the City that every claimant as herein defined, who has not been paid in full prior to Final Acceptance of the project, or materials were furnished by such claimant, has an action on this bond for such sum or sums as may be justly due claimant, and may have execution thereon. The City shall not be liable for the payment of any costs or expenses of any such suit or action.

(Form continues on next page)

4. No suit or action shall be commenced hereunder by any claimant (except the state with respect to taxes, increases, and penalties incurred on the above-referenced contract under Titles 50, 51, and 82 RCW which may be due) unless the claimant has sent the written notice required under RCW Title 39 to the Principal and to the City's Purchasing Agent by registered or certified mail, or by hand delivery, no later than 30 days after Final Acceptance of the Project.

The amount of this bond shall be reduced by and to the extent of any payment or payments made in good faith hereunder, inclusive of the payment by Surety of mechanics' liens which may be filed of record against the improvement, whether or not claim for the amount of such lien be presented under and against this bond.

The Surety hereby waives notice of any modification of the contract or extension of time made by the City.

Signed this _____ day of _____, 2____

Principal: _____ Surety: _____

By: _____ By: _____

Title: _____ Title: _____

Address: _____ Address: _____

City/Zip: _____ City/Zip: _____

Telephone: () _____ Telephone: () _____

Note: A power of attorney must be provided which appoints the Surety's true and lawful attorney-in-fact to make, execute, seal and deliver this performance bond.

END OF LABOR, MATERIAL AND TAXES PAYMENT BOND FORM

CITY OF KIRKLAND
CONTRACTOR'S DECLARATION OF OPTION FOR MANAGEMENT
OF STATUTORY RETAINED PERCENTAGE

2021 Annual Striping Program
JOB NO. 12-21-PW

Monies reserved under provisions of Chapter 60.28 RCW, at the option of the Contractor, shall be:

Select
One

- ☐ (1) Retained in a fund by the City. No interest will be earned on the retained percentage amount under this election.
- ☐ (2) Retainage Bond
- ☐ (3) Placed in escrow with a bank or trust company by the City. When the monies reserved are to be placed in escrow, the City will issue a check representing the sum of the monies reserved payable to the bank or trust company and the Contractor jointly. Such check shall be converted into bonds and securities chosen by the Contractor and approved by the City and the bonds and securities held in escrow. (For the convenience of those Contractors choosing option (3) a City approved Form of Escrow Agreement is included on the next page and should be completed and submitted with the executed contract.)
- The Contractor in choosing option (3) agrees to assume full responsibility to pay all costs which may accrue from escrow services, brokerage charges or both, and further agrees to assume all risks in connection with the investment of the retained percentages in securities.*
- ☐ (4) Deposited by the City in an interest-bearing account at the FDIC insured bank currently providing contracted banking services to the City of Kirkland. Interest on such account shall be paid to the contractor. Any fees incurred shall be the responsibility of the contractor.

CONTRACTOR:

Signature: _____

Print or Type Name: _____

Title: _____

Date: _____

RETAINAGE BOND
RETURN THIS FORM IF RETAINAGE BOND OPTION IS SELECTED

Contract Title	_____
Contract Number	_____
Contractor Name	_____

The Undersigned, _____, existing under and by virtue of the laws of the State of Washington and authorized to do business in the State of Washington as Principal, and _____ organized and existing under the laws of the State of _____ and authorized to transact business in the State of Washington as Surety, are jointly and severally held and bound unto _____, hereinafter called Obligee, and are similarly held and bound unto the beneficiaries of the trust fund created by RCW 60.28, in the penal sum of

(\$ _____), Which is 5% of the principal's price on Contract ID _____.

WHEREAS, on the _____ day of _____, 2____, the said principal herein executed a contract with the Obligee, for the Contract specified above, Contract ID Number_____.

WHEREAS, said contract and RCW 60.28 require the Obligee to withhold from the Principal the sum of ____% from monies earned on estimates during the progress of the construction, herein after referred to as earned retained funds.

NOW WHEREAS, Principal has requested that the Obligee not retain any earned retained funds as allowed under RCW 60.28.

NOW THEREFORE, the condition of the obligation is such that the Principal and Surety are held and bound unto the beneficiaries of the trust fund created by RCW 60.28 in the penal sum of _____ percent (____%) of the final contract cost which shall include any increases due to change orders, increases in quantities of work or the addition of any new item of work. If the Principal shall use the earned retained funds, which will not be retained, for the trust fund purposes of RCW 60.28, then this obligation shall be null and void; otherwise, it shall remain in full force and effect until release is authorized in writing by the Obligee. This bond and any proceeds therefrom shall be made subject to all claims and liens and in the same manner and priority as set forth for retained percentages in RCW 60.28.

PROVIDED HOWEVER, that:

1. The liability of the surety under this bond shall not exceed 5% or 50% of the total amount earned by the Principal if no monies are retained by the Obligee on estimates during the progress of construction.
2. Any suit under this bond must be instituted within the time provided by applicable law.

Witness our hands this _____ day of _____, 2____.

SURETY

PRINCIPAL

By: _____
Name/Title

By: _____
Name/Title

OF: _____

OF: _____

Surety Name and Local Office of Agent: _____

Surety Address and Phone of Local Office and Agent: _____

CITY OF KIRKLAND
RETAINED PERCENTAGE ESCROW AGREEMENT

2021 Annual Striping

JOB NO. 12-21-PW

Escrow No. _____

City of Kirkland
123 Fifth Avenue
Kirkland, Washington 98033

Contractor: _____

Address: _____

Project Description: _____

TO: Escrow Bank or Trust Company:

Name: _____

Address: _____

Attention: _____

The undersigned, _____, herein referred to as the Contractor, has directed the City of Kirkland to deliver to you its warrants, which shall be payable to you and the Contractor jointly. Such warrants are to be held and disposed of by you in accordance with the following instructions and upon the terms and conditions hereinafter set forth.

INSTRUCTIONS

1. Warrants or checks made payable to you and the Contractor jointly upon delivery to you shall be endorsed by you and forwarded for collection. The moneys will then be used by you to purchase, as directed by the Contractor, bonds or other securities chosen by the Contractor and approved by the City of Kirkland. Attached is a list of such bonds, or other securities approved by the City of Kirkland. Other bonds or securities, except stocks, may be selected by the Contractor, subject to the express written approval of the City of Kirkland. Purchase of such bonds or other securities shall be in a form which shall allow you alone to reconvert such bonds or other securities into money if you are required to do so at the direction of the City of Kirkland and Contractor.
2. When and as interest on the securities held by you pursuant to this agreement accrues and is paid, you shall collect such interest and forward it to the Contractor at its address designated below unless otherwise directed by the Contractor.

3. You are not authorized to deliver to the Contractor all or any part of the securities held by you pursuant to this agreement (or any moneys derived from the sale of such securities, or the negotiation of the City of Kirkland's warrants) except in accordance with written instructions from the City of Kirkland. Compliance with such instructions shall relieve you of any further liability related thereto. The estimated completion date on the contract underlying this Escrow Agreement is _____.
4. The Contractor agrees to pay you as compensation for your services hereunder as follows:

Payment of all fees shall be the sole responsibility of the Contractor and shall not be deducted from any property placed with you pursuant to this agreement until and unless the City of Kirkland directs the release to the Contractor of the securities and moneys held hereunder whereupon you shall be granted a first lien upon such property released and shall be entitled to reimburse yourself from such property for the entire amount of your fees as provided for hereinabove. In the event that you are made a party to any litigation with respect to the property held by you hereunder, or in the event that the conditions of this escrow are not promptly fulfilled or that you are required to render any service not provided for in these instructions, or that there is any assignment of the interests of this escrow or any modification hereof, you shall be entitled to reasonable compensation for such extraordinary services from the Contractor and reimbursement from the Contractor for all costs and expenses, including attorneys fees occasioned by such default, delay, controversy, or litigation.
5. This agreement shall not be binding until executed by the Contractor and the City of Kirkland and accepted by you.
6. This instrument contains the entire agreement between you, the Contractor and the City of Kirkland, with respect to this escrow and you are not a part nor bound by any instrument or agreement other than this; you shall not be required to take notice of any default or any other matter nor be bound by nor required to give notice or demand, nor required to take any action whatever, except as herein expressly provided; you shall not be liable for any loss or damage not caused by your own negligence or willful misconduct.
7. The foregoing provisions shall be binding upon the assigns, successors, personal representatives, and heirs of the parties hereto.
8. The Contractor's Federal Income Tax Identification number is _____.

**** Please note:** Written release will be issued by the Director of Finance & Administration. For further information, contact the Purchasing Agent at (425) 587-3123.

The undersigned have read and hereby approve the instructions as given above governing the administration of this escrow and do hereby execute this agreement on this ____ day of _____, 2____.

CONTRACTOR:

CITY OF KIRKLAND:

By: _____
Signature

By: _____
Signature

Print or Type Name

Print or Type Name

Title

Title

Address: _____

123 Fifth Avenue
Kirkland, Washington 98033

The above escrow instructions received and accepted this ____ day of _____, 2____.

ESCROW BANK OR TRUST CO:

By: _____
Authorized Signature

Print or Type Name

Title

Securities Authorized by City of Kirkland (select one):

1. Bills, certificates, notes or bonds of the United States;
2. Other obligations of the United States or its agencies;
3. Obligations of any corporation wholly-owned by the government of the United States;
4. Indebtedness of the Federal National Mortgage Association; and
5. Time deposits in commercial banks.

RETURN THIS SIGNED AGREEMENT TO:

City of Kirkland
Attn: Purchasing Agent
123 Fifth Avenue
Kirkland, Washington 98033



CITY OF KIRKLAND RETAINAGE RELEASE REQUIREMENTS

DOCUMENTS REQUIRED TO BE ON FILE PRIOR TO RELEASE OF RETAINAGE

1. Intent to Pay Prevailing Wage (Contractor must generate including for subcontractors)

Department of Labor/Industries
Employment Standards Division
General Administration Building
Olympia, Washington 98504
(360) 956-5335
2. Notice of Completion of Public Works Contract (City generates)

Department of Revenue
Excise Tax Division
Olympia, Washington 98504
3. Affidavit of Wages Paid (Contractor must generate including for subcontractors)

Department of Labor/Industries
4. Certificate of Release - State Excise Tax by Public Works Contractor (Letter from State to City)

Department of Revenue
Department of Labor and Industries
Employment Security Department
5. Receipt for Payment in full or Release of Lien signed by Lien Claimant and filed with City
(Responsibility of Contractor to obtain)

Claims against retainage or Payment Bond filed with City by any such
subcontractor, workman, or material supplier.
6. Current insurance certificate through retainage release (Contractor generates)
7. Produce final invoice for retainage if bond is not selected (Contractor generates)

SPECIAL PROVISIONS



City of Kirkland

SPECIAL PROVISIONS

Supplement to

2021

**WSDOT Standard
Specifications**



City of Kirkland

TABLE OF CONTENTS - SPECIAL PROVISIONS

DIVISION 1 - GENERAL REQUIREMENTS	6
DESCRIPTION OF WORK.....	6
1-01 DEFINITIONS AND TERMS	6
1-02 BID PROCEDURES AND CONDITIONS	7
1-02.1 Prequalification of Bidders	7
1-02.1 Qualifications of Bidder.....	8
1-02.2 Plans and Specifications	9
1-02.4(1) Subsurface Information.....	8
1-02.5 Proposal Forms	10
1-02.6 Preparation of Proposal.....	9
1-02.7 Bid Deposit	11
1-02.8 Noncollusion Declaration and Lobbying Certification	11
1-02.9 Delivery of Proposal	10
1-02.10 Withdrawing, Revising, or Supplementing Proposal	11
1-02.13 Irregular Proposals	13
1-02.14 Disqualification of Bidders	13
1-02.15 Pre Award Information.....	144
1-03 AWARD AND EXECUTION OF CONTRACT	14
1-03.1 Consideration of Bids	14
1-03.3 Execution of Contract	15
1-03.4 Contract Bond.....	15
1-04 SCOPE OF THE WORK	16
1-04.1 Intent of the Contract	18
1-04.2 Coordination of Contract Doc, Plans, Spec Provisions, Spec & Addenda.....	19
1-04.4(1) Minor Changes	19
1-04.6 Variation in Estimated Quantities	19
1-04.11 Final Cleanup	19
1-05 CONTROL OF WORK	20
1-05.1 Authority of the Engineer.....	18
1-05.4 Conformity with and Deviations from Plans and Stakes	20
1-05.4(1) Roadway and Utility Surveys.....	21
1-05.4(2) Bridge and Structure Surveys.....	22
1-05.7 Removal of Defective and Unauthorized Work	22
1-05.9 Equipment	22
1-05.10 Guarantees.....	22
1-05.11 Final Inspection	23
1-05.11 Final Inspections and Operational Testing.....	23
1-05.11(1) Substantial Completion Date	23
1-05.11(2) Final Inspection and Physical Completion Date	23
1-05.11(3) Operational Testing	24
1-05.12 Final Acceptance	24
1-05.12(1) One-Year Guarantee Period	24

1-05.13	Superintendents, Labor and Equipment of Contractor	25
1-05.15	Method of Serving Notices	25
1-05.19	Daily Construction Report.....	24
1-06	CONTROL OF MATERIAL	26
1-06.1	Approval of Materials Prior to Use.....	26
1-06.1(4)	Fabrication Inspection Expense	26
1-06.6	Recycled Materials.....	Error! Bookmark not defined.
1-07	LEGAL RELATIONS AND RESPONSIBILITIES TO THE PUBLIC.....	27
1-07.1	Laws to Be Observed	27
1-07.2	State Taxes	28
1-07.2(1)	State Sales Tax — Rule 171	29
1-07.2(2)	State Sales Tax — Rule 170	29
1-07.2(3)	Services	29
1-07.4(2)	Health Hazards.....	29
1-07.6	Permits and Licenses	29
1-07.6(2)	Permits for Off-site Staging and Storage Areas.....	29
1-07.9(5)	Required Documents.....	30
1-07.11	Requirements for Nondiscrimination.....	30
1-07.14	Responsibility for Damage.....	38
1-07.15	Temporary Water Pollution/Erosion Control.....	38
1-07.15(1)	<i>Spill Prevention, Control, and Countermeasures Plan</i>	38
1-07.16	Protection and Restoration of Property	39
1-07.16(3)	Fences, Mailboxes, Incidentals	39
1-07.17	Utilities and Similar Facilities.....	39
1-07.17(2)	Utility Construction, Removal or Relocation by Others.....	40
1-07.18	Insurance.....	40
1-07.18(1)	General Requirements.....	40
1-07.18(2)	Additional Insured.....	41
1-07.18(3)	Subcontractors.....	41
1-07.18(4)	Verification of Coverage.....	41
1-07.18(5)	Coverage and Limits.....	42
1-07.18(5)A	Commercial General Liability.....	42
1-07.18(5)B	Automobile Liability.....	42
1-07.18(5)C	Workers' Compensation.....	43
1-07.18(5)J	Pollution Liability.....	43
1-07.23	Public Convenience and Safety	45
1-07.23(1)	Construction under Traffic.....	44
1-07.24	Rights of Way	46
1-08	PROSECUTION AND PROGRESS.....	47
1-08.0	Preliminary Matters	47
1-08.0(1)	Preconstruction Conference	47
1-08.0(2)	Hours of Work.....	487
1-08.1	Subcontracting.....	49
1-08.3	Progress Schedule	51
1-08.3(2)A	Type A Progress Schedule	51
1-08.4	Prosecution of Work	51
1-08.5	Time for Completions.....	50
1-08.9	Liquidated Damages	53
1-09	MEASUREMENT AND PAYMENT	54
1-09.2	Weighing Equipment	54
1-09.2(1)	General Requirements for Weighing Equipment.....	51
1-09.2(5)	Measurement.....	52
1-09.6	Force Account	54
1-09.7	Mobolozatioin	54
1-09.9	Payments.....	55
1-09.11(3)	Time Limitation and Jurisdiction.....	554

1-09.13	Claims Resolution	56
1-09.13(3)	Claims \$250,000 or Less	56
1-09.13(3)	Claims \$250,000 or Less	56
1-09.13(3)A	Administration of Arbitration	57
1-10	TEMPORARY TRAFFIC CONTROL	57
1-10.2	Traffic Control Management	57
1-10.2(2)	Traffic Control Plans	57
1-10.3	Traffic Control Labor, Procedures, and Devices	57
1-10.3(3)B	Other Traffic Control Labor	57
1-10.4	Measurments	57
1-10.4(2)	Item Bids with Lump Sum	57
1-10.5	Payment	57
1-10.5(1)	Lump Sum Bid for Project (No Unit Items)	55
1-10.5(2)	Item Bids with Lump Sum for Incidentals	55
1-10.5(3)	Reinstalling Unit Items with Lump Sum Traffic Control	56
DIVISION 8 -	MISCELLANEOUS CONSTRUCTION.....	6
1-01	DEFINITIONS AND TERMS	6
1-02	BID PROCEDURES AND CONDITIONS	7

City of Kirkland Special Provisions

INTRODUCTION

The work on this project shall be accomplished in accordance with the Standard Specifications for Road, Bridge and Municipal Construction, 2021 edition, as issued by the Washington State Department of Transportation (WSDOT) and the American Public Works Association (APWA), Washington State Chapter (hereafter "Standard Specifications"). The Standard Specifications, as modified or supplemented by these Special Provisions, all of which are made a part of the Contract Documents, shall govern all of the Work.

These Special Provisions supersede any conflicting provisions of the Standard Specifications.

The accompanying Plans and these Specifications and any Addenda thereto, show and describe the location and type of work to be performed under the **2020 Annual Striping Program**.

These Special Provisions are made up of both General Special Provisions (GSPs) from various sources, which may have project-specific fill-ins; and project-specific Special Provisions. Each Provision supplements, modifies, or replaces the comparable Standard Specification, or is a new Provision. The deletion, amendment, alteration, or addition to any subsection or portion of the Standard Specifications is meant to pertain only to that particular portion of the section, and in no way should it be interpreted that the balance of the section does not apply.

The titles of headings of the Sections and subsections herein are intended for convenience or reference and shall not be considered as having any bearing on their interpretation.

Several types of Special Provisions are included in this contract and are differentiated as follows:

General Special Provisions (GSPs) are similar to Standard Specifications in that they typically apply to many public works projects. These can include:

- **Local Agency/APWA Approved GSPs** are modifications to the Standard Specifications prepared by the APWA Division 1 subcommittee, which is comprised of representatives of local agencies throughout the State of Washington. These GSPs are generally used throughout the state. APWA GSPs replace what was formerly referred to as "Division 1-99 APWA Supplement" in previous editions of the Standard Specifications for Road, Bridge and Municipal Construction. Denoted as: **(date APWA GSP)**
- **City of Kirkland GSPs** are modifications to the Standard Specifications prepared by the City of Kirkland Public Works Department, and commonly applicable to City of Kirkland projects. Denoted as: **(date COK GSP)**

Project-Specific Special Provisions normally appear only in the contract for which they were developed. Denoted as: **(*****)**

Also incorporated into the Contract Documents by reference are:

- Manual on Uniform Traffic Control Devices for Streets and Highways, currently adopted edition, with Washington State modifications, if any
- Standard Plans for Road, Bridge and Municipal Construction, WSDOT/APWA, current edition
- City of Kirkland Public Works Department Pre-Approved Plans and Policies, current year edition.

Contractor shall obtain copies of these publications, at Contractor's own expense.

DIVISION 1 - GENERAL REQUIREMENTS

DESCRIPTION OF WORK

This contract provides for installation or removal of street painting, thermoplastic material, raised pavement markings and all related Work, all in accordance with the Contract Plans, these Contract Special Provisions, and the Standard Specifications.

1-01 DEFINITIONS AND TERMS

(January 4, 2016 APWA GSP)

1-01.3 Definitions

Delete the heading **Completion Dates** and the three paragraphs that follow it, and replace them with the following:

Dates

Bid Opening Date

The date on which the Contracting Agency publicly opens and reads the Bids.

Award Date

The date of the formal decision of the Contracting Agency to accept the lowest responsible and responsive Bidder for the Work.

Contract Execution Date

The date the Contracting Agency officially binds the Agency to the Contract.

Notice to Proceed Date

The date stated in the Notice to Proceed on which the Contract time begins.

Substantial Completion Date

The day the Engineer determines the Contracting Agency has full and unrestricted use and benefit of the facilities, both from the operational and safety standpoint, any remaining traffic disruptions will be rare and brief, and only minor incidental work, replacement of temporary substitute facilities, plant establishment periods, or correction or repair remains for the Physical Completion of the total Contract.

Physical Completion Date

The day all of the Work is physically completed on the project. All documentation required by the Contract and required by law does not necessarily need to be furnished by the Contractor by this date.

Completion Date

The day all the Work specified in the Contract is completed and all the obligations of the Contractor under the contract are fulfilled by the Contractor. All documentation required by the Contract and required by law must be furnished by the Contractor before establishment of this date.

Final Acceptance Date

The date on which the Contracting Agency accepts the Work as complete.

Supplement this Section with the following:

All references in the Standard Specifications or WSDOT General Special Provisions, to the terms "Department of Transportation", "Washington State Transportation Commission", "Commission", "Secretary of Transportation", "Secretary", "Headquarters", and "State Treasurer" shall be revised to read "Contracting Agency".

All references to the terms "State" or "state" shall be revised to read "Contracting Agency" unless the reference is to an administrative agency of the State of Washington, a State statute or regulation, or the context reasonably indicates otherwise.

All references to "State Materials Laboratory" shall be revised to read "Contracting Agency designated location".

All references to "final contract voucher certification" shall be interpreted to mean the Contracting Agency form(s) by which final payment is authorized, and final completion and acceptance granted.

Additive

A supplemental unit of work or group of bid items, identified separately in the Bid Proposal, which may, at the discretion of the Contracting Agency, be awarded in addition to the base bid.

Alternate

One of two or more units of work or groups of bid items, identified separately in the Bid Proposal, from which the Contracting Agency may make a choice between different methods or material of construction for performing the same work.

Business Day

A business day is any day from Monday through Friday except holidays as listed in Section 1-08.5.

Contract Bond

The definition in the Standard Specifications for "Contract Bond" applies to whatever bond form(s) are required by the Contract Documents, which may be a combination of a Payment Bond and a Performance Bond.

Contract Documents

See definition for "Contract" in Standard Specifications.

Contract Time

The period of time established by the terms and conditions of the Contract within which the Work must be physically completed.

Notice of Award

The written notice from the Contracting Agency to the successful Bidder signifying the Contracting Agency's acceptance of the Bid Proposal.

Notice to Proceed

The written notice from the Contracting Agency or Engineer to the Contractor authorizing and directing the Contractor to proceed with the Work and establishing the date on which the Contract time begins.

Traffic

Both vehicular and non-vehicular traffic, such as pedestrians, bicyclists, wheelchairs, and equestrian traffic.

1-02 BID PROCEDURES AND CONDITIONS

(January 24, 2011 APWA GSP)

1-02.1 Prequalification of Bidders

Delete this Section and replace it with the following:

1-02.1 Qualifications of Bidder

Before award of a public works contract, a bidder must meet at least the minimum qualifications of RCW 39.04.350(1) to be considered a responsible bidder and qualified to be awarded a public works project.

(July 31, 2017 APWA GSP; requires pre-approval on FHWA funded projects through WSDOT/Local Programs)

1-02.1(1) Supplemental Qualifications Criteria

Add the following new section:

In addition, the Contracting Agency has established Contracting Agency-specific and/or project-specific supplemental criteria, in accordance with RCW 39.04.350(3), for determining Bidder responsibility, including the basis for evaluation and the deadline for appealing a determination that a Bidder is not responsible. These criteria are contained in Section 1-02.14 Option C of these Special Provisions.

(January 1, 2016 COK GSP)

Bidders shall complete and sign the Statement of Bidder's Qualification contained in the Proposal. Said form must be submitted with the bid proposal.

After bids are opened, Contracting Agency may request that a bidder or all bidders provide supplemental information concerning responsibility in accordance with RCW 39.04.350(2). Such supplemental information shall be provided to Contracting Agency in writing within two (2) business days of the request. Whether bidder supplies this supplemental information within the time and manner specified or not, in addition to consideration of this additional information, Contracting Agency may also base its determination of responsibility on any available information related to the supplemental criteria.

If Contracting Agency determines that a bidder is not responsible, Contracting Agency will provide, in writing, the reasons for such determination at which point the contractor will be deemed disqualified in accordance with WSDOT Standard Specification 1-02.14(10) and the proposal rejected. The bidder may appeal the determination within two (2) business days after receipt of the determination by presenting additional information to Contracting Agency. Contracting Agency will consider the additional information before issuing its final decision. If Contracting Agency's final decision affirms that the bidder is not responsible, Contracting Agency will not execute a contract with any other bidder until two (2) business days after the bidder determined to be not responsible has received Contracting Agency's final determination. The failure or omission of a bidder to receive or examine any form, instrument, addendum or other document shall in no way relieve any bidder from obligations with respect to the bid or to the contract.

Any bidder may, within five (5) business days before the bid submittal deadline, request that Contracting Agency modify the supplemental criteria. Contracting Agency will evaluate the information submitted by the bidder and respond before the submittal deadline. If the evaluation results in a change of the criteria, the Contracting Agency will issue an Addendum to the bidding documents identifying the new criteria.

Supplemental Criteria. Contracting Agency acknowledges that Change Orders (changes, extra work, requests for equitable adjustment and claims (defined as including demands for money or time in excess of the contract amount or contract time)) are ubiquitous on public works construction projects. The expeditious resolution of Change Orders is critical to the on budget and on time successful completion of a public works project. Thus, the City has established the following relevant supplemental bidder responsibility criteria applicable for the project:

1. Criterion. The bidder must demonstrate a record of successful and timely resolution of Change Orders including compliance with public contract Change Order resolution procedures (e.g. timely notice of event giving rise to the Change Order, timely submission of a statement of the cost and/or impact of the Change Order unless the bidder is able to show extenuating circumstances that explain bidder's failure to timely provide such information to the satisfaction of Contracting Agency.
2. Documentation. As evidence that the bidder meets the supplemental responsibility criteria, after bids are opened and within two (2) business days of the public notice of Contracting Agency's tabulation of bids, the lowest responsive bidder must submit the following documentation of public works projects completed within the previous three (3) years and include for each project the following:
 - a. The Owner and contact information for the Owner;
 - b. A listing of Change Orders and a signed statement from the bidder that the project timelines concerning resolution of Change Orders was complied with, and if not, provide a written explanation of what the bidder believes to be the extenuating circumstances excusing compliance with the Contract Change Order notice and claim provisions.

Contracting Agency may contact owners listed by the bidders to validate the information provided by a bidder.

(June 27, 2011 APWA GSP)

1-02.2 Plans and Specifications

Delete this section and replace it with the following:

Information as to where Bid Documents can be obtained or reviewed can be found in the Call for Bids (**Invitation** for Bids) for the work.

After award of the contract, plans and specifications will be issued to the Contractor at no cost as detailed below:

To Prime Contractor	No. of Sets	Basis of Distribution
Reduced plans (11" x 17")	3	Furnished automatically upon award.
Contract Special Provisions	3	Furnished automatically upon award.
Large plans (e.g., 22" x 34")	1	Furnished only upon request.

Additional plans and Contract Provisions may be obtained by the Contractor from the source stated in the Call for Bids, at the Contractor's own expense.

(August 15, 2016 APWA GSP Option B)

1-02.4(1) General

The first sentence of the last paragraph is revised to read:

Any prospective Bidder desiring an explanation or interpretation of the Bid Documents, shall request the explanation or interpretation in writing by close of business **5 (five)** business days preceding the bid opening to allow a written reply to reach all prospective Bidders before the submission of their Bids.

(July 31, 2017 APWA GSP)

1-02.5 Proposal Forms

Delete this section and replace it with the following:

The Proposal Form will identify the project and its location and describe the work. It will also list estimated quantities, units of measurement, the items of work, and the materials to be furnished at the unit bid prices. The bidder shall complete spaces on the proposal form that call for, but are not limited to, unit prices; extensions; summations; the total bid amount; signatures; date; and, where applicable, retail sales taxes and acknowledgment of addenda; the bidder's name, address, telephone number, and signature; the bidder's UDBE/DBE/M/WBE commitment, if applicable; a State of Washington Contractor's Registration Number; and a Business License Number, if applicable. Bids shall be completed by typing or shall be printed in ink by hand, preferably in black ink. The required certifications are included as part of the Proposal Form.

The Contracting Agency reserves the right to arrange the proposal forms with alternates and additives, if such be to the advantage of the Contracting Agency. The bidder shall bid on all alternates and additives set forth in the Proposal Form unless otherwise specified.

(December 10, 2020 APWA GSP Option B)

1-02.6 Preparation of Proposal

Supplement the second paragraph with the following:

4. If a minimum bid amount has been established for any item, the unit or lump sum price must equal or exceed the minimum amount stated.
5. Any correction to a bid made by interlineation, alteration, or erasure, shall be initialed by the signer of the bid.

Delete the last two paragraphs, and replace them with the following:

The Bidder shall submit with their Bid a completed Contractor Certification Wage Law Compliance form, provided by the Contracting Agency. Failure to return this certification as part of the Bid Proposal package will make this Bid Nonresponsive and ineligible for Award. A Contractor Certification of Wage Law Compliance form is included in the Proposal Forms.

The Bidder shall make no stipulation on the Bid Form, nor qualify the bid in any manner.

A bid by a corporation shall be executed in the corporate name, by the president or a vice president (or other corporate officer accompanied by evidence of authority to sign).

A bid by a partnership shall be executed in the partnership name, and signed by a partner. A copy of the partnership agreement shall be submitted with the Bid Form if any UDBE requirements are to be satisfied through such an agreement.

A bid by a joint venture shall be executed in the joint venture name and signed by a member of the joint venture. A copy of the joint venture agreement shall be submitted with the Bid Form if any UDBE requirements are to be satisfied through such an agreement.

(March 8, 2013 APWA GSP)

1-02.7 Bid Deposit

Supplement this section with the following:

Bid bonds shall contain the following:

1. Contracting Agency-assigned number for the project;
2. Name of the project;
3. The Contracting Agency named as obligee;
4. The amount of the bid bond stated either as a dollar figure or as a percentage which represents five percent of the maximum bid amount that could be awarded;
5. Signature of the bidder's officer empowered to sign official statements. The signature of the person authorized to submit the bid should agree with the signature on the bond, and the title of the person must accompany the said signature;
6. The signature of the surety's officer empowered to sign the bond and the power of attorney.

If so stated in the Contract Provisions, bidder must use the bond form included in the Contract Provisions.

If so stated in the Contract Provisions, cash will not be accepted for a bid deposit.

(January 1, 2016 COK GSP)

1-02.8 Noncollusion Declaration and Lobbying Certification

The following new paragraph is inserted at the end of Section 1-02.8:

Conflict of Interest

The bidder affirms that it presently has no interest and shall not acquire any interest, direct or indirect, which would conflict in any manner or degree with the performance of its services hereunder. The Contractor further covenants that in the performance of this contract, no person having any conflicting interest shall be employed. Any interest on the part of the Contractor or its employees must be disclosed forthwith to the City of Kirkland. If this contract is within the scope of a Federal Housing and Community Development Block Grant program, the Contractor further covenants that no person who presently exercises any functions or responsibilities in connection with the block grant program has any personal financial interest, direct or indirect, in this contract.

(October 1, 2020 APWA GSP, Option A)

1-02.9 Delivery of Proposal

Delete this section and replace it with the following:

Each Proposal shall be submitted in a sealed envelope, with the Project Name and Project Number as stated in the Call for Bids clearly marked on the outside of the envelope, or as otherwise required in the Bid Documents, to ensure proper handling and delivery.

To be considered responsive on a FHWA-funded project, the Bidder may be required to submit the following items, as required by Section 1-02.6:

- DBE Written Confirmation Document from each DBE firm listed on the Bidder's completed DBE Utilization Certification (WSDOT 272-056)
- Good Faith Effort (GFE) Documentation
- DBE Bid Item Breakdown (WSDOT 272-054)
- DBE Trucking Credit Form (WSDOT 272-058)

These documents, if applicable, shall be received either with the Bid Proposal or as a supplement to the Bid. These documents shall be received **no later than 48 hours** (not including Saturdays, Sundays and Holidays) after the time for delivery of the Bid Proposal.

If submitted after the Bid Proposal is due, the document(s) must be submitted in a sealed envelope labeled the same as for the Proposal, with "Supplemental Information" added. All other information required to be submitted with the Bid Proposal must be submitted with the Bid Proposal itself, at the time stated in the Call for Bids.

Proposals that are received as required will be publicly opened and read as specified in Section 1-02.12. The Contracting Agency will not open or consider any Bid Proposal that is received after the time specified in the Call for Bids for receipt of Bid Proposals, or received in a location other than that specified in the Call for Bids. The Contracting Agency will not open or consider any "Supplemental Information" (DBE confirmations, or GFE documentation) that is received after the time specified above, or received in a location other than that specified in the Call for Bids.

If an emergency or unanticipated event interrupts normal work processes of the Contracting Agency so that Proposals cannot be received at the office designated for receipt of bids as specified in Section 1-02.12 the time specified for receipt of the Proposal will be deemed to be extended to the same time of day specified in the solicitation on the first work day on which the normal work processes of the Contracting Agency resume.

(July 23, 2015 APWA GSP)

1-02.10 Withdrawing, Revising, or Supplementing Proposal

Delete this section, and replace it with the following:

After submitting a physical Bid Proposal to the Contracting Agency, the Bidder may withdraw, revise, or supplement it if:

1. The Bidder submits a written request signed by an authorized person and physically delivers it to the place designated for receipt of Bid Proposals, and
2. The Contracting Agency receives the request before the time set for receipt of Bid Proposals, and
3. The revised or supplemented Bid Proposal (if any) is received by the Contracting Agency before the time set for receipt of Bid Proposals.

If the Bidder's request to withdraw, revise, or supplement its Bid Proposal is received before the time set for receipt of Bid Proposals, the Contracting Agency will return the unopened Proposal package to the Bidder. The Bidder must then submit the revised or supplemented package in its entirety. If the Bidder does not submit a revised or supplemented package, then its bid shall be considered withdrawn.

Late revised or supplemented Bid Proposals or late withdrawal requests will be date recorded by the Contracting Agency and returned unopened. Mailed, emailed, or faxed requests to withdraw, revise, or supplement a Bid Proposal are not acceptable.

(October 1, 2020 APWA GSP)

1-02.13 Irregular Proposals

Delete this section and replace it with the following:

1. A Proposal will be considered irregular and will be rejected if:
 - a. The Bidder is not prequalified when so required;
 - b. The authorized Proposal form furnished by the Contracting Agency is not used or is altered;
 - c. The completed Proposal form contains any unauthorized additions, deletions, alternate Bids, or conditions;
 - d. The Bidder adds provisions reserving the right to reject or accept the award, or enter into the Contract;
 - e. A price per unit cannot be determined from the Bid Proposal;
 - f. The Proposal form is not properly executed;
 - g. The Bidder fails to submit or properly complete a Subcontractor list, if applicable, as required in Section 1-02.6;
 - h. The Bidder fails to submit or properly complete a Disadvantaged Business Enterprise Certification, if applicable, as required in Section 1-02.6;
 - i. The Bidder fails to submit written confirmation from each DBE firm listed on the Bidder's completed DBE Utilization Certification that they are in agreement with the bidder's DBE participation commitment, if applicable, as required in Section 1-02.6, or if the written confirmation that is submitted fails to meet the requirements of the Special Provisions;
 - j. The Bidder fails to submit DBE Good Faith Effort documentation, if applicable, as required in Section 1-02.6, or if the documentation that is submitted fails to demonstrate that a Good Faith Effort to meet the Condition of Award was made;
 - k. The Bidder fails to submit a DBE Bid Item Breakdown form, if applicable, as required in Section 1-02.6, or if the documentation that is submitted fails to meet the requirements of the Special Provisions;
 - l. The Bidder fails to submit DBE Trucking Credit Forms, if applicable, as required in Section 1-02.6, or if the documentation that is submitted fails to meet the requirements of the Special Provisions;
 - m. The Bid Proposal does not constitute a definite and unqualified offer to meet the material terms of the Bid invitation; or
 - n. More than one Proposal is submitted for the same project from a Bidder under the same or different names.
2. A Proposal may be considered irregular and may be rejected if:
 - a. The Proposal does not include a unit price for every Bid item;
 - b. Any of the unit prices are excessively unbalanced (either above or below the amount of a reasonable Bid) to the potential detriment of the Contracting Agency;
 - c. Receipt of Addenda is not acknowledged;
 - d. A member of a joint venture or partnership and the joint venture or partnership submit Proposals for the same project (in such an instance, both Bids may be rejected); or
 - e. If Proposal form entries are not made in ink.

(May 17, 2018 APWA GSP, Option A)

1-02.14 Disqualification of Bidders

Delete this section and replace it with the following:

A Bidder will be deemed not responsible if the Bidder does not meet the mandatory bidder responsibility criteria in RCW 39.04.350(1), as amended.

The Contracting Agency will verify that the Bidder meets the mandatory bidder responsibility criteria in RCW 39.04.350(1). To assess bidder responsibility, the Contracting Agency reserves the right to request documentation as needed from the Bidder and third parties concerning the Bidder's compliance with the mandatory bidder responsibility criteria.

If the Contracting Agency determines the Bidder does not meet the mandatory bidder responsibility criteria in RCW 39.04.350(1) and is therefore not a responsible Bidder, the Contracting Agency shall notify the Bidder in writing, with the reasons for its determination. If the Bidder disagrees with this determination, it may appeal the determination within two (2) business days of the Contracting Agency's determination by presenting its appeal and any additional information to the Contracting Agency. The Contracting Agency will consider the appeal and any additional information before issuing its final determination. If the final determination affirms that the Bidder is not responsible, the Contracting Agency will not execute a contract with any other Bidder until at least two business days after the Bidder determined to be not responsible has received the Contracting Agency's final determination.

(August 14, 2013 APWA GSP)

1-02.15 Pre Award Information

Revise this section to read:

Before awarding any contract, the Contracting Agency may require one or more of these items or actions of the apparent lowest responsible bidder:

1. A complete statement of the origin, composition, and manufacture of any or all materials to be used,
2. Samples of these materials for quality and fitness tests,
3. A progress schedule (in a form the Contracting Agency requires) showing the order of and time required for the various phases of the work,
4. A breakdown of costs assigned to any bid item,
5. Attendance at a conference with the Engineer or representatives of the Engineer,
6. Obtain, and furnish a copy of, a business license to do business in the city or county where the work is located.
7. Any other information or action taken that is deemed necessary to ensure that the bidder is the lowest responsible bidder.

1-03 AWARD AND EXECUTION OF CONTRACT

(January 23, 2006 APWA GSP)

1-03.1 Consideration of Bids

Revise the first paragraph to read:

After opening and reading proposals, the Contracting Agency will check them for correctness of extensions of the prices per unit and the total price. If a discrepancy exists between the price per unit and the extended amount of any bid item, the price per unit will control. If a minimum bid amount has been established for any item and the bidder's unit or lump sum price is less than the minimum specified amount, the Contracting Agency will unilaterally revise the unit or lump sum price, to the minimum specified amount and recalculate the extension. The total of extensions, corrected where necessary, including sales taxes where applicable and such additives and/or alternates as selected

by the Contracting Agency, will be used by the Contracting Agency for award purposes and to fix the Awarded Contract Price amount and the amount of the contract bond.

(October 1, 2005 APWA GSP)

1-03.3 Execution of Contract

Revise this section to read:

Copies of the Contract Provisions, including the unsigned Form of Contract, will be available for signature by the successful bidder on the first business day following award. The number of copies to be executed by the Contractor will be determined by the Contracting Agency.

Within ten (10) calendar days after the award date, the successful bidder shall return the signed Contracting Agency-prepared contract, an insurance certification as required by Section 1-07.18, and a satisfactory bond as required by law and Section 1-03.4. Before execution of the contract by the Contracting Agency, the successful bidder shall provide any pre-award information the Contracting Agency may require under Section 1-02.15.

Until the Contracting Agency executes a contract, no proposal shall bind the Contracting Agency nor shall any work begin within the project limits or within Contracting Agency-furnished sites. The Contractor shall bear all risks for any work begun outside such areas and for any materials ordered before the contract is executed by the Contracting Agency.

If the bidder experiences circumstances beyond their control that prevents return of the contract documents within 10 calendar days after the award date stated above, the Contracting Agency may grant up to a maximum of 10 additional calendar days for return of the documents, provided the Contracting Agency deems the circumstances warrant it.

(January 1, 2016 COK GSP)

1-03.4 Contract Bond

Revise the first paragraph to read:

The successful bidder shall provide executed payment and performance bond(s) for the full contract amount. Separate payment and performance bonds are required and each shall be for the full contract amount. The bond(s) shall:

1. Be on Contracting Agency-furnished form(s);
2. Be signed by an approved surety (or sureties) that:
 - a. Is registered with the Washington State Insurance Commissioner, and
 - b. Appears on the current Authorized Insurance List in the State of Washington published by the Office of the Insurance Commissioner, and
 - c. Have an A.M. best rating of A:VII or better.
3. Guarantee that the Contractor will perform and comply with all obligations, duties, and conditions under the Contract, including but not limited to the duty and obligation to indemnify, defend, and protect the Contracting Agency against all losses and claims related directly or indirectly from any failure:
 - a. Of the Contractor (or any of the employees, subcontractors, or lower tier subcontractors of the Contractor) to faithfully perform and comply with all contract obligations, conditions, and duties, or
 - b. Of the Contractor (or the subcontractors or lower tier subcontractors of the Contractor) to pay all laborers, mechanics, subcontractors, lower tier subcontractors, material person, or any other person who provides supplies or provisions for carrying out the work;

4. Be conditioned upon the payment of taxes, increases, and penalties incurred on the project under titles 50, 51, and 82 RCW; and
5. Be accompanied by a power of attorney for the Surety's officer empowered to sign the bond; and
6. Be signed by an officer of the Contractor empowered to sign official statements (sole proprietor or partner). If the Contractor is a corporation, the bond(s) must be signed by the president or vice president, unless accompanied by written proof of the authority of the individual signing the bond(s) to bind the corporation (i.e., corporate resolution, power of attorney, or a letter to such effect signed by the president or vice president).

(November 30, 2018 APWA GSP)

1-03.7 Judicial Review

Revise this section as follows:

Any decision made by the Contracting Agency regarding the Award and execution of the Contract or Bid rejection shall be conclusive subject to the scope of judicial review permitted under Washington Law. Such review, if any, shall be timely filed in the Superior Court of the county where the Contracting Agency headquarters is located, provided that where an action is asserted against a county, RCW 36.01.050 shall control venue and jurisdiction.

(April 25, 2019 COK GSP)

Add new Section 1-03.8.

1-03.8 Escrow Bid Document Preservation

Scope and Purpose

The purpose of this specification is to preserve the Contractor's Bid documents for use by the Contracting Agency in any litigation between the Contracting Agency and Contractor arising out of this Contract.

The Contractor shall submit a legible copy of all documentation used to prepare the Bid for this Contract to a banking institution designated by the Contracting Agency. Such documentation shall be placed in escrow with the banking institution and preserved by that institution as specified in the following sections of this specification.

Definition: Bid Documentation

The term "Bid documentation" as used in this specification means any writings, working papers, computer printouts, charts, and any other data compilations which contain or reflect all information, data, and calculations used by the Contractor to determine the Bid in bidding for this project. The term "Bid documentation" includes but is not limited to Contractor equipment rates, Contractor overhead rates, labor rates, efficiency or productivity factors, arithmetic extensions, and quotations from Subcontractors and materialmen to the extent that such rates and quotations were used by the Contractor in formulating and determining the amount of the Bid. The term "Bid documentation" also includes any manuals which are standard to the industry used by the Contractor in determining the Bid for this project. Such manuals may be included in the Bid documentation by reference. The term does not include Bid documents provided by the Contracting Agency for use by the Contractor in bidding on this project.

Submittal of Bid Documentation

The Contractor shall submit the Bid documentation, as defined in this section, to the banking institution. The Bid documentation shall be submitted to the banking institution within seven calendar days after the Contract for this project has been executed by the Contracting Agency. The Bid documentation shall be submitted in a sealed container. The container shall be clearly

marked "Bid Documentation" and shall also show on the face of the container the Contractor's name, the date of submittal, the project title, and the Contract number.

Affidavit

The sealed container shall contain, in addition to the Bid documentation, an affidavit signed under oath by an individual authorized by the Contractor to execute bidding Proposals. The affidavit shall list each Bid document with sufficient specificity so a comparison can be made between the list and the Bid documentation to ensure that all of the Bid documentation listed in the affidavit has been enclosed in the sealed container. The affidavit shall show that the affiant has personally examined the Bid documentation and that the affidavit lists all of the documents used by the Contractor to determine the Bid for this project and that all such Bid documentation has been enclosed in the sealed container.

Verification

The banking institution upon receipt of the sealed container shall place the container in a safety deposit box, vault, or other secure place, and immediately notify the Contracting Agency in writing that the container has been received. Upon receipt of such notice, the Contracting Agency will promptly notify the Contractor in writing that the Contracting Agency will open the sealed container to verify that the affidavit has been enclosed and to compare the Bid documents listed in the affidavit with the Bid documents enclosed in the container to ensure that all of the Bid documentation has been submitted and that the copies are legible. The notification will advise the Contractor of the date and time the container will be opened and the name of the Contracting Agency employee who will verify the contents of the container.

The employee verifying the contents of the escrow container will not be involved or connected with the review, evaluation, or resolution of any claim by the Contractor made to the Contracting Agency in connection with the Contract for which the verification was made. The Contractor may have representatives present at the opening.

Supplementation

Documents listed in the affidavit but not enclosed in the sealed container through error or oversight shall be submitted in a sealed container within five calendar days after the opening of the original container. Also, any Bid documentation that is illegible shall be replaced with legible copies and furnished within five calendar days after the opening of the original container. The face of the container shall show the same information as the original container except the container shall be marked "Supplemental Bid Documentation". The same procedure used in verifying the contents of the original container shall be used in verifying the contents of the supplemental submittal.

Duration and Use

The Bid documentation and affidavit shall remain in escrow during the life of the Contract and will be returned to the Contractor by the banking institution, provided that the Contractor has signed the final Contract voucher certification and has not reserved any claims on the final Contract voucher certification against the Contracting Agency arising out of the Contract. In the event that claims against the Contracting Agency are reserved on the final Contract voucher certification, the Bid documentation and affidavit shall remain in escrow.

If the claims are not resolved and litigation ensues, the Contracting Agency may serve a request upon the Contractor to authorize the banking institution, in writing, to release the Bid documentation and affidavit in escrow to the Contracting Agency. The Contractor shall respond to the request within 20 days after service of the request. If the Contractor objects or does not respond to the request within 20 days after service of the request, the Contracting Agency may file a motion under the Civil Rules requesting the court to enter an order directing the banking institution to deliver the Bid documentation and affidavit in escrow to the Contracting Agency.

The Contractor shall respond to the request within the time required by the then applicable Civil Court Rules for the Superior Court of the Contracting Agency of Washington. If the Contractor objects or does not respond to the request within the time required by the then applicable Civil

Rules, the Contracting Agency may file a motion pursuant to such rules requesting the court to enter an order directing the banking institution to deliver the Bid documentation and affidavit in escrow to the Contracting Agency.

The banking institution shall release the Bid documentation and affidavit as follows:

1. To the Contracting Agency upon receipt of a letter from the Contractor authorizing the release;
2. To the Contracting Agency upon receipt of a certified copy of a court order directing the release of the documents;
3. To the court for an in camera examination pursuant to a certified copy of a court order;
4. The Bid documentation and affidavit shall be returned to the Contractor if litigation is not commenced within the time period prescribed by law.

The Contractor agrees that the sealed container placed in escrow and any supplemental sealed container placed in escrow contain all of the Bid documentation used to determine the Bid and that no other Bid documentation shall be utilized by the Contractor in litigation over claims brought by the Contractor arising out of this Contract unless otherwise ordered by the court.

Remedies for Refusal or Failure to Provide Bid Documentation

Failure or refusal to provide Bid documentation shall be deemed a material breach of this Contract. The Contracting Agency may at its option refuse to make payment for progress estimates under Section 1-09.9 until the Contractor has submitted the Bid documentation required by this specification. The Contracting Agency may at its option terminate the Contract for default under Section 1-08.10. These remedies are not exclusive and the Contracting Agency may take such other action as is available to it under the law.

Confidentiality of Bid Documentation

The Bid documentation and affidavit in escrow are and will remain the property of the Contractor. The Contracting Agency has no interest in or right to the Bid documentation and affidavit other than to verify the contents and legibility of the Bid documentation unless litigation ensues between the Contracting Agency and Contractor over claims brought by the Contractor arising out of this Contract. In the event of such litigation, the Bid documentation and affidavit may become the property of the Contracting Agency for use in the litigation as may be appropriate subject to the provisions of any court order limiting or restricting the use or dissemination of the Bid documentation and affidavit as provided in the preceding section entitled Duration and Use.

Cost and Escrow Instructions

The cost of the escrow will be borne by the Contracting Agency. The Contracting Agency will provide escrow instructions to the banking institution consistent with this specification.

1-04 SCOPE OF THE WORK

(January 1, 2016 COK GSP)

1-04.1 Intent of the Contract

Section 1-04.1 is supplemented with the following:

All materials, tools, labor, and guarantees thereof of required to complete the work shall be furnished and supplied in accordance with the Plans, these Special Provisions, the Standard Specifications, and City of Kirkland Pre-Approved (Standard) Plans and Policies. The Contractor shall include all costs of doing this work within the contract bid item prices.

(December 10, 2020 APWA GSP)

1-04.2 Coordination of Contract Documents, Plans, Special Provisions, Specifications, and Addenda

Revise the second paragraph to read:

Any inconsistency in the parts of the contract shall be resolved by following this order of precedence (e.g., 1 presiding over 2, 2 over 3, 3 over 4, and so forth):

1. Addenda,
2. Proposal Form,
3. Special Provisions,
4. Contract Plans,
5. Standard Specifications,
6. Contracting Agency's Standard Plans or Details (if any), and
7. WSDOT Standard Plans for Road, Bridge, and Municipal Construction.

(May 30, 2019 APWA GSP)

1-04.4(1) Minor Changes

Delete the first paragraph and replace it with the following:

Payments or credits for changes amounting to \$10,000.00 or less may be made under the Bid item "Minor Change". At the discretion of the Contracting Agency, this procedure for Minor Changes may be used in lieu of the more formal procedure as outlined in Section 1-04.4, Changes. All "Minor Change" work will be within the scope of the Contract Work and will not change Contract Time

(July 23, 2015 APWA GSP, Option B; may not be used on FHWA-funded projects)

1-04.6 Variation in Estimated Quantities

Revise the first paragraph to read:

Payment to the Contractor will be made only for the actual quantities of Work performed and accepted in conformance with the Contract. When the accepted quantity of Work performed under a unit item varies from the original Proposal quantity, payment will be at the unit Contract price for all Work unless the total accepted quantity of any Contract item, adjusted to exclude added or deleted amounts included in change orders accepted by both parties, increases or decreases by more than 25 percent from the original Proposal quantity, and if the total extended bid price for that item at time of award is equal to or greater than 10 percent of the total contract price at time of award. In that case, payment for contract work may be adjusted as described herein:

(January 1, 2016 COK GSP)

1-04.11 Final Cleanup

Section 1-04.11 is deleted in its entirety and replaced with the following:

The Contractor shall perform final cleanup as provided in this Section. The Engineer will not establish the Physical Completion Date until this is done. All public and private property the Contractor occupied to do the Work, including but not limited to the Street Right of Way, material sites, borrow and waste sites, and construction staging area shall be left neat and presentable. Immediately after completion of the Work, the Contractor shall cleanup and remove all refuse and unused materials of any kind resulting from the Work. Failure to do the final cleanup may result in the final cleanup being

done by the Owner and the cost thereof charged to the Contractor and deducted from the Contractor's final progress estimate.

The Contractor shall:

1. Remove all rubbish, surplus materials, discarded materials, falsework, piling, camp buildings, temporary structures, equipment, and debris;
2. Remove from the Project, all unneeded, oversized rock left from grading, surfacing, or paving unless the Contract specifies otherwise or the Engineer approves otherwise;
3. On all concrete and asphalt pavement work, flush the pavement clean and remove the wash water and debris;
4. Sweep and flush structure decks and remove wash water and debris;
5. Clean out from all open culverts and drains, inlets, catch basins, manholes and water main valve chambers, within the limits of the Project Site, all dirt and debris of any kind that is the result of the Contractor's operations;
6. Level and fine grade all excavated material not used for backfill where the Contract requires;
7. Fine grade all slopes;
8. Upon completion of grading and cleanup operations at any privately-owned site for which a written agreement between the Contractor and property owner is required, the Contractor shall obtain and furnish to the Engineer a written release from all damages, duly executed by the property owner, stating that the restoration of the property has been satisfactorily accomplished.;

All costs associated with cleanup shall be incidental to the Work and shall be included in the various Bid items in the Bid, and shall be at no additional cost to the Owner.

1-05 CONTROL OF WORK

(January 27, 2021 COK GSP)

1-05.1 Authority of the Engineer

Section 1-05.1 is supplemented with the following:

When directed by the Engineer for purposes such as (but not limited to) maintaining unrestricted public access and use outside the Work area, maintaining an appropriate construction site appearance, and/or allowing full access to the Work by the Engineer or other City personnel, the Contractor shall cleanup and remove debris, refuse, and discarded materials of any kind resulting from the Work to meet those purposes. These activities shall be incidental to the bid items associated with the Work that generated the debris, refuse, and discarded materials. Failure to do so may result in cleanup done by the Owner and the cost thereof charged to the Contractor by either deducting from the next Progress Payment to the Contractor or direct billing from the City

(January 1, 2020 COK GSP)

1-05.4 Conformity with and Deviations from Plans and Stakes

Section 1-05.4 is supplemented with the following:

Unless otherwise identified on Plans or in the Special Provisions, Unit Bid prices shall cover all costs for all surveying labor, equipment, materials, and supervision required to perform the Work. This shall include any resurveying, checking, correction of errors, replacement of missing or damaged stakes, and coordination efforts.

(January 1, 2016 COK GSP)

Add new Section 1-05.4(1).

1-05.4(1) *Roadway and Utility Surveys*

The Contractor shall be responsible for setting, maintaining, and resetting all alignment stakes, slope stakes, and grades necessary for the construction of the improvements under this contract. Except for the survey control data furnished by the Owner, calculations, surveying, and measuring required for setting and maintaining the necessary lines and grades shall be the Contractor's responsibility.

The Owner may spot-check the Contractor's surveying. These spot-checks will not change the requirements for normal checking by the Contractor.

To facilitate the establishment of lines and elevations, the Owner will provide the Contractor with primary survey control information consisting of descriptions of two primary control points used for the horizontal and vertical control. Primary control points will be described and shown on the right-of-way Plans. The Contractor shall check all control points for horizontal and vertical locations prior to use and report any discrepancy to the Engineer. Errors resulting from using control points which have not been verified, shall be the Contractors responsibility.

At a minimum the Contractor shall provide following survey staking shall be required:

1. Construction centerline or an offset to construction centerline shall be staked at all angle points and 100-foot intervals on tangents.
2. Offset stakes of JUT Centerline at all angle points and at 50-foot intervals on tangents
 - a. Cut/fill shall reference the elevations of the lowest conduit.
 - b. Offset shall reference the location of the center of trench and list the width of the trench section.
3. Offset stakes of all structure control/location points shown on the undergrounding Plans.
 - a. Each vault, handhold, and junction box shall have a sets of off-set points provided each location point shown in the location tables Cut/Fill shall reference elevations of the finish grade of the top lid of the structure.
 - b. Each pole riser and stub up, shall have at least one set of off-set hubs provided with cut/fills to finish ground elevations.
 - c. Finish grade elevations of all structures shall be determined by the Contractor based on the typical sections and details provide on the Contract Drawings.
4. Offset stakes at face or walls.
5. Offset staking of all drainage structures and drainage pipes at 50-foot intervals.
6. Location of all right-of-way and easements adjacent to the work area as shown on the right-of-way Plans.
7. Offset of all permanent concrete sidewalks, curb ramps, and driveways.

Each stake shall have the following information: Hub elevation, offset distance to items being staked, cut/fill to proposed elevations, design elevation of items being staked.

The above information shall also be shown on a written Cut Sheet and provided to the City inspector 48-hours prior to installation of the items being staked.

The Contractor shall establish all secondary survey controls, both horizontal and vertical, as necessary to assure proper placement of all project elements based on the primary control points provided by the Engineer. Survey work shall be within the following tolerances:

Stationing	+.01 foot
Alignment	+.01 foot (between successive points)

Superstructure Elevations	+.01 foot (from plan elevations)
Substructure Elevations	+.05 foot (from plan elevations)
Sidewalk and Curb Ramp Elevations	+.01 foot (from plan elevations)

During the progress of the work, the Contractor shall make available to the Engineer all field books including survey information, footing elevations, cross sections and quantities.

The Contractor shall be fully responsible for the close coordination of field locations and measurements with appropriate dimensions of structural members being fabricated.

(October 1, 2005 APWA GSP)

1-05.7 Removal of Defective and Unauthorized Work

Supplement this section with the following:

If the Contractor fails to remedy defective or unauthorized work within the time specified in a written notice from the Engineer, or fails to perform any part of the work required by the Contract Documents, the Engineer may correct and remedy such work as may be identified in the written notice, with Contracting Agency forces or by such other means as the Contracting Agency may deem necessary.

If the Contractor fails to comply with a written order to remedy what the Engineer determines to be an emergency situation, the Engineer may have the defective and unauthorized work corrected immediately, have the rejected work removed and replaced, or have work the Contractor refuses to perform completed by using Contracting Agency or other forces. An emergency situation is any situation when, in the opinion of the Engineer, a delay in its remedy could be potentially unsafe, or might cause serious risk of loss or damage to the public.

Direct or indirect costs incurred by the Contracting Agency attributable to correcting and remedying defective or unauthorized work, or work the Contractor failed or refused to perform, shall be paid by the Contractor. Payment will be deducted by the Engineer from monies due, or to become due, the Contractor. Such direct and indirect costs shall include in particular, but without limitation, compensation for additional professional services required, and costs for repair and replacement of work of others destroyed or damaged by correction, removal, or replacement of the Contractor's unauthorized work.

No adjustment in contract time or compensation will be allowed because of the delay in the performance of the work attributable to the exercise of the Contracting Agency's rights provided by this Section.

The rights exercised under the provisions of this section shall not diminish the Contracting Agency's right to pursue any other avenue for additional remedy or damages with respect to the Contractor's failure to perform the work as required.

(January 1, 2016 COK GSP)

1-05.9 Equipment

The following new paragraph is inserted between the second and third paragraphs:

Use of equipment with metal tracks will not be permitted on concrete or asphalt surfaces unless otherwise authorized by the Engineer.

(January 1, 2016 COK GSP)

1-05.10 Guarantees

Section 1-05.10 is supplemented as follows:

Guarantees and maintenance bonds shall be in accordance with City of Kirkland, State of Washington, Public Works Performance and Payment Bond forms and requirements. The performance bond shall be in the full amount of contract. The Contractor guarantees all items of material, equipment, and workmanship against mechanical, structural, or other defects for which the Contractor is responsible that may develop or become evident within a period of one year from and after acceptance of the work by the Owner. This guarantee shall be understood to require prompt remedy of defects upon written notification to the Contractor. If the Owner determines the defect requires immediate repair, the Owner may, without further notice to the Contractor, make the necessary corrections, the cost of which shall be borne by the Contractor. To support the above guarantee, the Contractor's performance bond shall remain in full force and effect for one year following the acceptance of the project by the Owner.

(October 1, 2005 APWA GSP)

1-05.11 Final Inspection

Delete this section and replace it with the following:

1-05.11 Final Inspections and Operational Testing

1-05.11(1) Substantial Completion Date

When the Contractor considers the work to be substantially complete, the Contractor shall so notify the Engineer and request the Engineer establish the Substantial Completion Date. The Contractor's request shall list the specific items of work that remain to be completed in order to reach physical completion. The Engineer will schedule an inspection of the work with the Contractor to determine the status of completion. The Engineer may also establish the Substantial Completion Date unilaterally.

If, after this inspection, the Engineer concurs with the Contractor that the work is substantially complete and ready for its intended use, the Engineer, by written notice to the Contractor, will set the Substantial Completion Date. If, after this inspection the Engineer does not consider the work substantially complete and ready for its intended use, the Engineer will, by written notice, so notify the Contractor giving the reasons therefor.

Upon receipt of written notice concurring in or denying substantial completion, whichever is applicable, the Contractor shall pursue vigorously, diligently and without unauthorized interruption, the work necessary to reach Substantial and Physical Completion. The Contractor shall provide the Engineer with a revised schedule indicating when the Contractor expects to reach substantial and physical completion of the work.

The above process shall be repeated until the Engineer establishes the Substantial Completion Date and the Contractor considers the work physically complete and ready for final inspection.

1-05.11(2) Final Inspection and Physical Completion Date

When the Contractor considers the work physically complete and ready for final inspection, the Contractor by written notice, shall request the Engineer to schedule a final inspection. The Engineer will set a date for final inspection. The Engineer and the Contractor will then make a final inspection and the Engineer will notify the Contractor in writing of all particulars in which the final inspection reveals the work incomplete or unacceptable. The Contractor shall immediately take such corrective measures as are necessary to remedy the listed deficiencies. Corrective work shall be pursued vigorously, diligently, and without interruption until physical completion of the listed deficiencies. This process will continue until the Engineer is satisfied the listed deficiencies have been corrected.

If action to correct the listed deficiencies is not initiated within 7 days after receipt of the written notice listing the deficiencies, the Engineer may, upon written notice to the Contractor, take whatever steps are necessary to correct those deficiencies pursuant to Section 1-05.7.

The Contractor will not be allowed an extension of contract time because of a delay in the performance of the work attributable to the exercise of the Engineer's right hereunder.

Upon correction of all deficiencies, the Engineer will notify the Contractor and the Contracting Agency, in writing, of the date upon which the work was considered physically complete. That date shall constitute the Physical Completion Date of the Contract, but shall not imply acceptance of the work or that all the obligations of the Contractor under the contract have been fulfilled.

1-05.11(3) *Operational Testing*

It is the intent of the Contracting Agency to have at the Physical Completion Date a complete and operable system. Therefore when the work involves the installation of machinery or other mechanical equipment; street lighting, electrical distribution or signal systems; irrigation systems; buildings; or other similar work it may be desirable for the Engineer to have the Contractor operate and test the work for a period of time after final inspection but prior to the physical completion date. Whenever items of work are listed in the Contract Provisions for operational testing they shall be fully tested under operating conditions for the time period specified to ensure their acceptability prior to the Physical Completion Date. During and following the test period, the Contractor shall correct any items of workmanship, materials, or equipment which prove faulty, or that are not in first class operating condition. Equipment, electrical controls, meters, or other devices and equipment to be tested during this period shall be tested under the observation of the Engineer, so that the Engineer may determine their suitability for the purpose for which they were installed. The Physical Completion Date cannot be established until testing and corrections have been completed to the satisfaction of the Engineer.

The costs for power, gas, labor, material, supplies, and everything else needed to successfully complete operational testing, shall be included in the unit contract prices related to the system being tested, unless specifically set forth otherwise in the proposal.

Operational and test periods, when required by the Engineer, shall not affect a manufacturer's guaranties or warranties furnished under the terms of the contract.

(March 8, 2013 APWA GSP)

1-05.12 Final Acceptance

Add new Section 1-05.12(1).

1-05.12(1) *One-Year Guarantee Period*

The Contractor shall return to the project and repair or replace all defects in workmanship and material discovered within one year after Final Acceptance of the Work. The Contractor shall start work to remedy any such defects within 7 calendar days of receiving Contracting Agency's written notice of a defect, and shall complete such work within the time stated in the Contracting Agency's notice. In case of an emergency, where damage may result from delay or where loss of services may result, such corrections may be made by the Contracting Agency's own forces or another contractor, in which case the cost of corrections shall be paid by the Contractor. In the event the Contractor does not accomplish corrections within the time specified, the work will be otherwise accomplished and the cost of same shall be paid by the Contractor.

When corrections of defects are made, the Contractor shall then be responsible for correcting all defects in workmanship and materials in the corrected work for one year after acceptance of the corrections by Contracting Agency.

This guarantee is supplemental to and does not limit or affect the requirements that the Contractor's work comply with the requirements of the Contract or any other legal rights or remedies of the Contracting Agency.

(August 14, 2013 APWA GSP)

1-05.13 Superintendents, Labor and Equipment of Contractor

Delete the sixth and seventh paragraph of this section.

(March 25, 2009 APWA GSP)

1-05.15 Method of Serving Notices

Revise the second paragraph to read:

All correspondence from the Contractor shall be directed to the Project Engineer. All correspondence from the Contractor constituting any notification, notice of protest, notice of dispute, or other correspondence constituting notification required to be furnished under the Contract, must be in paper format, hand delivered or sent via mail delivery service to the Project Engineer's office. Electronic copies such as e-mails or electronically delivered copies of correspondence will not constitute such notice and will not comply with the requirements of the Contract.

(November 19, 2019 COK GSP)

Add new Section 1-05.19.

1-05.19 Daily Construction Report

The Contractor and Subcontractors shall maintain daily, a Daily Construction Report of the Work. The Diary must be kept and maintained by Contractor's designated project superintendent(s). Entries must be made on a daily basis and must accurately represent all of the project activities on each day. Contractor shall provide signed copies of diary sheets from the previous week to Engineer at each Weekly Coordination Meeting.

Every single diary sheet/page must have:

- Project name & number;
- Consecutive numbering of pages, and
- Typed or printed name, signature, and date of the person making the entry.

At a minimum the diary shall, for each day, have a separate entry detailing each of the following:

1. Day and date.
2. Weather conditions, including changes throughout the day.
3. Complete description of work accomplished during the day, with adequate references to the Plans and Contract Provisions so the reader can easily and accurately identify said work on the Plans. Identify location/description of photographs or videos taken that day.
4. Each and every changed condition, dispute or potential dispute, incident, accident, or occurrence of any nature whatsoever which might affect Contractor, Contracting Agency, or any third party in any manner. This shall be provided on a separate page for other information.
5. List all materials received and stored on- or off-site by Contractor that day for future installation, including the manner of storage and protection of the same.
6. List materials installed that day.
7. List all Subcontractors working on-site that day.
8. List the number of Contractor's employees working during each day, by category of employment.
9. List Contractor's equipment on the site that day; showing which were in use, and which idle.

10. Notations to explain inspections, testing, stake-out, and all other services furnished by Contracting Agency or other party during the day.
11. Verify the daily (including non-work days) inspection and maintenance of traffic control devices and condition of the traveled roadway surfaces.
12. Any other information that serves to give an accurate and complete record of the nature, quantity, and quality of Contractor's progress on each day.
13. Add; Officials and visitors onsite
14. Change Orders
15. Occurrence of testing, staking or special inspections

It is expressly agreed between Contractor and Contracting Agency that the Daily Diary maintained by Contractor shall be the "Contractor's Book of Original Entry" for the documentation of any potential claims or disputes that might arise during this Contract. Failure of Contractor to maintain this Diary in the manner described above will constitute a waiver of any such claims or disputes by Contractor.

Preparation of the Daily Diary by the contractor shall be incidental to the unit prices for applicable bid items. No separate payment shall be made for preparation and maintaining the Daily Diary.

Engineer or the Engineer's representative on the job site will also complete a Daily Construction Report.

1-06 CONTROL OF MATERIAL

(January 1, 2016 COK GSP)

1-06.1 Approval of Materials Prior to Use

Section 1-06.1 is supplemented as follows:

Approval of a Material source shall not mean acceptance of the Material. The Material shall meet the requirements of the Contract.

(June 27, 2011 AWP A GSP)

1-06.1(4) Fabrication Inspection Expense

Delete this section in its entirety.

(January 4, 2016 APWA GSP)

1-06.6 Recycled Materials

Delete this section, including its subsections, and replace it with the following:

The Contractor shall make their best effort to utilize recycled materials in the construction of the project. Approval of such material use shall be as detailed elsewhere in the Standard Specifications.

Prior to Physical Completion the Contractor shall report the quantity of recycled materials that were utilized in the construction of the project for each of the items listed in Table 9-03.21(1)E in Section 9-03.21. The report shall include hot mix asphalt, recycled concrete aggregate, recycled glass, steel furnace slag and other recycled materials (e.g. utilization of on-site material and aggregates from concrete returned to the supplier). The Contractor's report shall be provided on DOT form 350-075 Recycled Materials Reporting.

1-07 LEGAL RELATIONS AND RESPONSIBILITIES TO THE PUBLIC

(January 1, 2021 COK GSP)

1-07.1 Laws to Be Observed

Section 1-07.1 is supplemented with the following:

The Contractor shall at all times eliminate noise to the maximum practicable extent. Air compressing plants shall be equipped with silencers, and the exhaust of all gasoline motors or other power equipment shall be provided with mufflers. Special care shall be used to avoid noise or other nuisances, and the Contractor shall strictly observe all federal, state, and local regulations concerning noise.

The Contractor shall make an effort to reduce carbon emissions by turning off engines on construction equipment not in active use, and on trucks that are idling while waiting to load or unload material for five minutes or more.

Compliance with Laws

The Contractor shall comply with the requirements of all other City ordinances, state statutes, laws, and regulations, whether or not stated herein, which are specifically applicable to the public improvements and work to be performed.

The Contractor shall be subject to City of Kirkland Code enforcement, as required by Kirkland Municipal Code (KMC) Chapter 1.12. The Contractor shall fully comply with and satisfy all fines and costs assessed by code enforcement(s) prior to the Completion Date, unless otherwise authorized by the City of Kirkland in writing.

(October 1, 2005 APWA GSP)

Supplement this section with the following:

In cases of conflict between different safety regulations, the more stringent regulation shall apply.

The Washington State Department of Labor and Industries shall be the sole and paramount administrative agency responsible for the administration of the provisions of the Washington Industrial Safety and Health Act of 1973 (WISHA).

The Contractor shall maintain at the project site office, or other well known place at the project site, all articles necessary for providing first aid to the injured. The Contractor shall establish, publish, and make known to all employees, procedures for ensuring immediate removal to a hospital, or doctor's care, persons, including employees, who may have been injured on the project site. Employees should not be permitted to work on the project site before the Contractor has established and made known procedures for removal of injured persons to a hospital or a doctor's care.

The Contractor shall have sole responsibility for the safety, efficiency, and adequacy of the Contractor's plant, appliances, and methods, and for any damage or injury resulting from their failure, or improper maintenance, use, or operation. The Contractor shall be solely and completely responsible for the conditions of the project site, including safety for all persons and property in the performance of the work. This requirement shall apply continuously, and not be limited to normal working hours. The required or implied duty of the Engineer to conduct construction review of the Contractor's performance does not, and shall not, be intended to include review and adequacy of the Contractor's safety measures in, on, or near the project site.

(January 1, 2016 COK GSP)

Supplement this section with the following:

Contractor's Safety Responsibilities

These construction documents and the joint and several phases of construction hereby contemplated are to be governed at all times by applicable provisions of the federal law(s), including but not limited to the latest amendments of the following:

Williams-Steiger Occupational Safety and Health Act of 1980, Public Law 91-596.

Part 1910 - Occupational Safety and Health Standards, Chapter XVII of Title 29, Code of Federal Regulations.

This project, the Contractor and its subcontractors, shall, at all times, be governed by Chapter XIII of Title 29, Code of Federal Regulations, Part 1518 - Safety and Health Regulations for Construction (35 CFR 75), as amended to date.

To implement the program, and to provide safe and healthful working conditions for all persons, the construction superintendent or his/her designated safety officer shall conduct general project safety meetings at the site at least once each month during the course of construction.

The Contractor and all subcontractors shall immediately report all accidents, injuries, and health hazards to the Owner, in writing. This shall not obviate any mandatory reporting under the provisions of the Occupational Safety and Health Act of 1970. This program shall become a part of the contract documents and the contract between the Owner and the Contractor, and all subcontractors, as though fully written therein.

Where the location of the work is in proximity to overhead wires and power lines, the Contractor shall coordinate all work with the utility and shall provide for such measures as may be necessary for the protection of the workers.

(May 13, 2020 COK GSP)

Supplement this section with the following:

In response to the COVID-19 pandemic and the workplace requirements implemented by the State of Washington for construction projects during the pandemic, the Contractor shall prepare a project-specific COVID-19 health and safety plan (CHSP) in conformance with Section 1-07.4(2) as amended by this Contract's Special Provisions.

(June 27, 2011 APWA GSP)

1-07.2 State Taxes

Delete this section, including its sub-sections, in its entirety and replace it with the following:

1-07.2 State Sales Tax

The Washington State Department of Revenue has issued special rules on the State sales tax. Sections 1-07.2(1) through 1-07.2(3) are meant to clarify those rules. The Contractor should contact the Washington State Department of Revenue for answers to questions in this area. The Contracting Agency will not adjust its payment if the Contractor bases a bid on a misunderstood tax liability.

The Contractor shall include all Contractor-paid taxes in the unit bid prices or other contract amounts. In some cases, however, state retail sales tax will not be included. Section 1-07.2(2) describes this exception.

The Contracting Agency will pay the retained percentage (or release the Contract Bond if a FHWA-funded Project) only if the Contractor has obtained from the Washington State Department of Revenue a certificate showing that all contract-related taxes have been paid (RCW 60.28.051). The

Contracting Agency may deduct from its payments to the Contractor any amount the Contractor may owe the Washington State Department of Revenue, whether the amount owed relates to this contract or not. Any amount so deducted will be paid into the proper State fund.

1-07.2(1) State Sales Tax — Rule 171

WAC 458-20-171, and its related rules, apply to building, repairing, or improving streets, roads, etc., which are owned by a municipal corporation, or political subdivision of the state, or by the United States, and which are used primarily for foot or vehicular traffic. This includes storm or combined sewer systems within and included as a part of the street or road drainage system and power lines when such are part of the roadway lighting system. For work performed in such cases, the Contractor shall include Washington State Retail Sales Taxes in the various unit bid item prices, or other contract amounts, including those that the Contractor pays on the purchase of the materials, equipment, or supplies used or consumed in doing the work.

1-07.2(2) State Sales Tax — Rule 170

WAC 458-20-170, and its related rules, apply to the constructing and repairing of new or existing buildings, or other structures, upon real property. This includes, but is not limited to, the construction of streets, roads, highways, etc., owned by the state of Washington; water mains and their appurtenances; sanitary sewers and sewage disposal systems unless such sewers and disposal systems are within, and a part of, a street or road drainage system; telephone, telegraph, electrical power distribution lines, or other conduits or lines in or above streets or roads, unless such power lines become a part of a street or road lighting system; and installing or attaching of any article of tangible personal property in or to real property, whether or not such personal property becomes a part of the realty by virtue of installation.

For work performed in such cases, the Contractor shall collect from the Contracting Agency, retail sales tax on the full contract price. The Contracting Agency will automatically add this sales tax to each payment to the Contractor. For this reason, the Contractor shall not include the retail sales tax in the unit bid item prices, or in any other contract amount subject to Rule 170, with the following exception.

Exception: The Contracting Agency will not add in sales tax for a payment the Contractor or a subcontractor makes on the purchase or rental of tools, machinery, equipment, or consumable supplies not integrated into the project. Such sales taxes shall be included in the unit bid item prices or in any other contract amount.

1-07.2(3) Services

The Contractor shall not collect retail sales tax from the Contracting Agency on any contract wholly for professional or other services (as defined in Washington State Department of Revenue Rules 138 and 244).

(February 2, 2021 COK GSP)

1-07.4(2) Health Hazards

Supplement this section with the following:

COVID-19 Health and Safety Plan (CHSP)

Supplement this section with the following:

The Contractor shall prepare a project specific COVID-19 health and safety plan (CHSP). The CHSP shall be prepared and submitted as a Type 2 Working Drawing prior to beginning physical Work. The CHSP shall be based on the most current State and Federal requirements. If the State or Federal requirements are revised, the CHSP shall be updated as necessary to conform to the current requirements.

The Contractor shall update and resubmit the CHSP as the work progresses and new activities appear on the look ahead schedule required under Section 1-08.3(2)D. If the conditions change on the project, or a particular activity, the Contractor shall update and resubmit the CHSP. Work on any activity shall cease if conditions prevent full compliance with the CHSP.

The CHSP shall address the health and safety of all people associated with the project including State workers in the field, Contractor personnel, consultants, project staff, subcontractors, suppliers and anyone on the project site, staging areas, or yards.

All labor, materials, and equipment needed to prepare and implement the CHSP shall be incidental to other bid items and shall not be the basis for additional compensation to the Contractor. This includes but, is not limited to, a site supervisor to implement the plan, worker daily temperature checks and other required monitoring and documentation, means and methods to achieve safe distancing between workers, labor adjustments in response to workers unable to work on-site, providing masks and handwashing stations, etc.

COVID-19 Health and Safety Plan (CHSP) Inspection

The Contractor shall grant full and unrestricted access to the Engineer for CHSP inspections. The Engineer (or designee) will conduct periodic compliance inspections on the project site, staging areas, or yards to verify that any ongoing work activity is following the CHSP plan. If the Engineer becomes aware of a noncompliance incident either through a site inspection or other means, the Contractor will be notified immediately (within 1 hour). The Contractor shall immediately remedy the noncompliance incident or suspend all or part of the associated work activity. The Contractor shall satisfy the Engineer that the noncompliance incident has been corrected before the suspension will end.

(January 1, 2021 COK GSP)

1-07.6 Permits and Licenses

Replace item 6 of the second paragraph of this section with the following:

6. The permit costs the Contracting Agency nothing. This shall include, but not be limited to, application and initial review fees, costs associated with fulfillment of all permit requirements, additional operational fees assessed during the life of the permit.

Supplement second paragraph of this section with the following:

7. Securing the When a violation of the Construction Stormwater General Permit (CSWGP) and/or Kirkland Municipal Code KMC 15.52 occurs, Contractor shall immediately notify the City of Kirkland Spill Hotline (425) 587-3900. Contractor shall also report to the Engineer and other agencies as identified in the Contractor's Spill Prevention, Control, and Countermeasures (SPCC) Plan (prepared in accordance with Section 1-07.15(1)).

(January 1, 2021 COK GSP)

1-07.6(2) Permits for Off-site Staging and Storage Areas

Add new Section 1-07.6(2)

The Contracting Agency has not obtained any City of Kirkland Temporary Use Permits for temporary use(s) of off-site areas or properties in the City of Kirkland for the purposes of staging, materials storage, and/or any other Contractor-desired temporary uses during the Work. A City of Kirkland Temporary Use Permit must be obtained by the Contractor for temporary use for the Work of any off-site areas or properties not located in a City of Kirkland right-of-way (ROW). This requirement is in

addition to any permissions and/or agreements reached between the Contractor and the property owner(s) as required in Section 1-07.24.

“Off-site” will be taken to mean any area not designated as part of the Work in the Plans or other Contract Documents.

A City of Kirkland Temporary Use Permit is not required for additional use of areas located in a City of Kirkland right-of-way (ROW) and not indicated in the Plans or other Contract Documents. However, the Contractor shall not occupy additional City of Kirkland ROW not shown as part of the Work without advance written approval by the Engineer. Contractor shall photograph and/or video document the existing conditions of ROW used. Any damage or degradation of the existing conditions in these areas shall be repaired and/or replaced by the Contractor at no additional cost to the City of Kirkland.

Contractor shall apply for a City of Kirkland Temporary Use Permit from the City of Kirkland Planning and Building Department through <http://mybuildingpermit.com>. Contractor shall also notify the Engineer when the Temporary Use Permit application has been submitted.

Unless otherwise indicated in the Contract Documents or by the Engineer in writing, no claims for equitable adjustment of Contract Time will be allowed requesting additional time required for the Contractor to obtain a City of Kirkland Temporary Use Permit for temporary use of any off-site area or property not designated as part of the Work area in the Plans.

(January 3, 2020 APWA GSP)

1-07.9(5) Required Documents

Delete this section and replace it with the following:

General

All “Statements of Intent to Pay Prevailing Wages”, “Affidavits of Wages Paid” and Certified Payrolls, including a signed Statement of Compliance for Federal-aid projects, shall be submitted to the Engineer and the State L&I online Prevailing Wage Intent & Affidavit (PWIA) system.

Intent and Affidavits

On forms provided by the Industrial Statistician of State L&I, the Contractor shall submit to the Engineer the following for themselves and for each firm covered under RCW 39.12 that will or has provided Work and materials for the Contract:

1. The approved “Statement of Intent to Pay Prevailing Wages” State L&I’s form number F700-029-000. The Contracting Agency will make no payment under this Contract until this statement has been approved by State L&I and reviewed by the Engineer.
2. The approved “Affidavit of Prevailing Wages Paid”, State L&I’s form number F700-007-000. The Contracting Agency will not grant Completion until all approved Affidavit of Wages paid for the Contractor and all Subcontractors have been received by the Engineer. The Contracting Agency will not release to the Contractor any funds retained under RCW 60.28.011 until “Affidavit of Prevailing Wages Paid” forms have been approved by State L&I and all of the approved forms have been submitted to the Engineer for every firm that worked on the Contract.

The Contractor is responsible for requesting these forms from State L&I and for paying any fees required by State L&I.

Certified Payrolls

Certified payrolls are required to be submitted by the Contractor for themselves, all Subcontractors and all lower tier subcontractors. The payrolls shall be submitted weekly on all Federal-aid projects and no less than monthly on State funded projects.

Penalties for Noncompliance

The Contractor is advised, if these payrolls are not supplied within the prescribed deadlines, any or all payments may be withheld until compliance is achieved. In addition, failure to provide these payrolls may result in other sanctions as provided by State laws (RCW 39.12.050) and/or Federal regulations (29 CFR 5.12).

(October 1, 2020 APWA GSP, Option A)

1-07.11 Requirements for Nondiscrimination

Supplement this section with the following:

Disadvantaged Business Enterprise Participation

The Disadvantaged Business Enterprise (DBE) requirements of 49 CFR Part 26 and USDOT's official interpretations (i.e., Questions & Answers) apply to this Contract. As such, the requirements of this Contract are to make affirmative efforts to solicit DBEs, provide information on who submitted a Bid or quote and to report DBE participation monthly as described elsewhere in these Contract Provisions. No preference will be included in the evaluation of Bids/Proposals, no minimum level of DBE participation shall be required as a Condition of Award and Bids/Proposals may not be rejected or considered non-responsive on that basis.

DBE Abbreviations and Definitions

Broker – A business firm that provides a bona fide service, such as professional, technical, consultant or managerial services and assistance in the procurement of essential personnel, facilities, equipment, materials, or supplies required for the performance of the Contract, or, persons/companies who arrange or expedite transactions.

Certified Business Description – Specific descriptions of work the DBE is certified to perform, as identified in the Certified Firm Directory, under the Vendor Information page.

Certified Firm Directory – A database of all Minority, Women, and Disadvantaged Business Enterprises. The on-line Directory is available to Contractors for their use in identifying and soliciting interest from DBE firms. The database is located under the Firm Certification section of the Diversity Management and Compliance System web page at: <https://omwbe.diversitycompliance.com>.

Commercially Useful Function (CUF)

49 CFR 26.55(c)(1) defines commercially useful function as: *"A DBE performs a commercially useful function when it is responsible for execution of the work of the contract and is carrying out its responsibilities by actually performing, managing, and supervising the work involved. To perform a commercially useful function, the DBE must also be responsible, with respect to materials and supplies used on the contract, for negotiating price, determining quality and quantity, ordering the material, and installing (where applicable) and paying for the material itself. To determine whether a DBE is performing a commercially useful function, you must evaluate the amount of work subcontracted, industry practices, whether the amount the firm is to be paid under the contract is commensurate with the work it is actually performing and the DBE credit claimed for its performance of the work, and other relevant factors."*

Contract – For this Special Provision only, this definition supplements Section 1-01.3. 49 CFR 26.5 defines contract as: "... a legally binding relationship obligating a seller to furnish supplies or services (including, but not limited to, construction and professional services)

and the buyer to pay for them. For purposes of this part, a lease is considered to be a contract.”

Disadvantaged Business Enterprise (DBE) – A business firm certified by the Washington State Office of Minority and Women’s Business Enterprises, as meeting the criteria outlined in 49 CFR 26 regarding DBE certification.

Force Account Work – Work measured and paid in accordance with Section 1-09.6.

Manufacturer (DBE) – A DBE firm that operates or maintains a factory or establishment that produces on the premises the materials, supplies, articles, or equipment required under the Contract. A DBE Manufacturer shall produce finished goods or products from raw or unfinished material or purchase and substantially alters goods and materials to make them suitable for construction use before reselling them.

Regular Dealer (DBE) – A DBE firm that owns, operates, or maintains a store, warehouse, or other establishment in which the materials or supplies required for the performance of a Contract are bought, kept in stock, and regularly sold to the public in the usual course of business. To be a Regular Dealer, the DBE firm must be an established regular business that engages in as its principal business and in its own name the purchase and sale of the products in question. A Regular Dealer in such items as steel, cement, gravel, stone, and petroleum products need not own, operate or maintain a place of business if it both owns and operates distribution equipment for the products. Any supplementing of regular dealers’ own distribution equipment shall be by long-term formal lease agreements and not on an ad-hoc basis. Brokers, packagers, manufacturers’ representatives, or other persons who arrange or expedite transactions shall not be regarded as Regular Dealers within the meaning of this definition.

DBE Goals

No DBE goals have been assigned as part of this Contract.

Affirmative Efforts to Solicit DBE Participation

The Contractor shall not discriminate on the grounds of race, color, sex, national origin, age, or disability in the selection and retention of subcontractors, including procurement of materials and leases of equipment. DBE firms shall have an equal opportunity to compete for subcontracts in which the Contractor enters into pursuant to this Contract.

Contractors are encouraged to:

1. Advertise opportunities for Subcontractors or suppliers in a timely and reasonably designed manner to provide notice of the opportunity to DBEs capable of performing the Work. All advertisements should include a Contract Provision encouraging participation by DBE firms. This may be accomplished through general advertisements (e.g. newspapers, journals, etc.) or by soliciting Bids/Proposals directly from DBEs.
2. Establish delivery schedules that encourage participation by DBEs and other small businesses.
3. Participate with a DBE as a joint venture.

DBE Eligibility/Selection of DBEs for Reporting Purposes Only

Contractor may take credit for DBEs utilized on this Contract only if the firm is certified for the Work being performed, and the firm performs a commercially useful function (CUF).

Absent a mandatory goal, all DBE participation that is attained on this project will be considered as “race neutral” participation and shall be reported as such.

Crediting DBE Participation

All DBE Subcontractors shall be certified before the subcontract on which they are participating is executed.

Be advised that although a firm is listed in the directory, there are cases where the listed firm is in a temporary suspension status. The Contractor shall review the OMWBE Suspended DBE Firms list. A DBE firm that is included on this list may not enter into new contracts that count towards participation.

DBE participation is only credited upon payment to the DBE.

The following are some definitions of what may be counted as DBE participation.

DBE Prime Contractor

Only take credit for that portion of the total dollar value of the Contract equal to the distinct, clearly defined portion of the Work that the DBE Prime Contractor performs with its own forces and is certified to perform.

DBE Subcontractor

Only take credit for that portion of the total dollar value of the subcontract equal to the distinct, clearly defined portion of the Work that the DBE performs with its own forces. The value of work performed by the DBE includes the cost of supplies and materials purchased by the DBE and equipment leased by the DBE, for its work on the contract. Supplies, materials or equipment obtained by a DBE that are not utilized or incorporated in the contract work by the DBE will not be eligible for DBE credit.

The supplies, materials, and equipment purchased or leased from the Contractor or its affiliate, including any Contractor's resources available to DBE subcontractors at no cost, shall not be credited.

DBE credit will not be given in instances where the equipment lease includes the operator. The DBE is expected to operate the equipment used in the performance of its work under the contract with its own forces. Situations where equipment is leased and used by the DBE, but payment is deducted from the Contractor's payment to the DBE is not allowed.

If a DBE subcontracts a portion of the Work of its contract to another firm, the value of the subcontracted Work may be credited only if the DBE's Lower-Tier Subcontractor is also a DBE. Work subcontracted to a non-DBE shall not be credited.

Count expenditures toward race/gender-neutral participation only if the DBE is performing a CUF on the contract.

DBE Subcontract and Lower Tier Subcontract Documents

There must be a subcontract agreement that complies with 49 CFR Part 26 and fully describes the distinct elements of Work committed to be performed by the DBE. The subcontract agreement shall incorporate requirements of the primary Contract. Subcontract agreements of all tiers, including lease agreements shall be readily available at the project site for the Engineer review.

DBE Service Provider

The value of fees or commissions charged by a DBE Broker, a DBE behaving in a manner of a Broker, or another service provider for providing a bona fide service, such as professional, technical, consultant, managerial services, or for providing bonds or insurance specifically required for the performance of the contract will only be credited as DBE participation, if the fee/commission is determined by the Contracting Agency to be reasonable and the firm has performed a CUF.

Temporary Traffic Control

If the DBE firm is being utilized in the capacity of only "Flagging", the DBE firm must provide a Traffic Control Supervisor (TCS) and flagger, which are under the direct control of the DBE. The DBE firm shall also provide all flagging equipment (e.g. paddles, hard hats, and vests).

If the DBE firm is being utilized in the capacity of "Traffic Control Services", the DBE firm must provide a TCS, flaggers, and traffic control items (e.g., cones, barrels, signs, etc.) and be in total control of all items in implementing the traffic control for the project. In addition, if the DBE firm utilizes the Contractor's equipment, such as Transportable Attenuators and Portable Changeable Message Signs (PCMS) no DBE credit can be taken for supplying and operating the items.

Trucking

DBE trucking firm participation may only be credited as DBE participation for the value of the hauling services, not for the materials being hauled unless the trucking firm is also certified as a supplier. In situations where the DBE's work is priced per ton, the value of the hauling service must be calculated separately from the value of the materials in order to determine DBE credit for hauling.

The DBE trucking firm must own and operate at least one licensed, insured and operational truck on the contract. The truck must be of the type that is necessary to perform the hauling duties required under the contract. The DBE receives credit for the value of the transportation services it provides on the Contract using trucks it owns or leases, licenses, insures, and operates with drivers it employs.

The DBE may lease additional trucks from another DBE firm. The Work that a DBE trucking firm performs with trucks it leases from other certified DBE trucking firms qualify for 100% DBE credit

The trucking Work subcontracted to any non-DBE trucking firm will not receive credit for Work done on the project. The DBE may lease trucks from a non-DBE truck leasing company, but can only receive credit as DBE participation if the DBE uses its own employees as drivers.

DBE credit for a truck broker is limited to the fee/commission that the DBE receives for arranging transportation services.

Truck registration and lease agreements shall be readily available at the project site for the Engineer review.

DBE Manufacturer and DBE Regular Dealer

One hundred percent (100%) of the cost of the manufactured product obtained from a DBE Manufacturer can count as DBE participation.

Sixty percent (60%) of the cost of materials or supplies purchased from a DBE Regular Dealer may be credited as DBE participation. If the role of the DBE Regular Dealer is determined to be that of a pass-through, then no DBE credit will be given for its services. If the role of the DBE Regular Dealer is determined to be that of a Broker, then DBE credit shall be limited to the fee or commission it receives for its services. Regular Dealer status and the amount of credit is determined on a Contract-by-Contract basis.

Regular Dealer DBE firms must be approved before being used on a project. The WSDOT Approved Regular Dealer list published on WSDOT's Office of Equal Opportunity (OEO) web site must include the specific project for which approval is being requested. The Regular Dealer must submit the Regular Dealer Status Request form a minimum of five days prior to being utilized on the specific project.

Purchase of materials or supplies from a DBE which is neither a manufacturer nor a regular dealer, (i.e. Broker) only the fees or commissions charged for assistance in the procurement of the materials and supplies, or fees or transportation charges for the delivery of materials or supplies required on a job site, can count as DBE participation provided the fees are not excessive as compared with fees customarily allowed for similar services. Documentation will be required to support the fee/commission charged by the DBE. The cost of the materials and supplies themselves cannot be counted toward as DBE participation.

Note: Requests to be listed as a Regular Dealer will only be processed if the requesting firm is a material supplier certified by the Office of Minority and Women's Business Enterprises in a NAICS code that falls within the 42XXXX NAICS Wholesale code section.

Procedures Between Award and Execution

After Award and prior to Execution, the Contractor shall provide the additional information described below. Failure to comply shall result in the forfeiture of the Bidder's Proposal bond or deposit.

1. A list of all firms who submitted a bid or quote in attempt to participate in this project whether they were successful or not. Include the business name and mailing address.

Note: The firms identified by the Contractor may be contacted by the Contracting Agency to solicit general information as follows: age of the firm and average of its gross annual receipts over the past three-years.

Procedures After Execution

Commercially Useful Function (CUF)

The Contractor may only take credit for the payments made for Work performed by a DBE that is determined to be performing a CUF. Payment must be commensurate with the work actually performed by the DBE. This applies to all DBEs performing Work on a project, whether or not the DBEs are COA, if the Contractor wants to receive credit for their participation. The Engineer will conduct CUF reviews to ascertain whether DBEs are performing a CUF. A DBE performs a CUF when it is carrying out its responsibilities of its contract by actually performing, managing, and supervising the Work involved. The DBE must be responsible for negotiating price; determining quality and quantity; ordering the material, installing (where applicable); and paying for the material itself. If a DBE does not perform "all" of these functions on a furnish-and-install contract, it has not performed a CUF and the cost of materials cannot be counted toward DBE COA Goal. Leasing of equipment from a leasing company is allowed. However, leasing/purchasing equipment from the Contractor is not allowed. Lease agreements shall be readily available for review by the Engineer.

In order for a DBE traffic control company to be considered to be performing a CUF, the DBE must be in control of its work inclusive of supervision. The DBE shall employ a Traffic Control Supervisor who is directly involved in the management and supervision of the traffic control employees and services.

The DBE does not perform a CUF if its role is limited to that of an extra participant in a transaction, contract, or project through which the funds are passed in order to obtain the appearance of DBE participation.

The following are some of the factors that the Engineer will use in determining whether a DBE trucking company is performing a CUF:

- The DBE shall be responsible for the management and supervision of the entire trucking operation for which it is responsible on the Contract. The owner

demonstrates business related knowledge, shows up on site and is determined to be actively running the business.

- The DBE shall with its own workforce, operate at least one fully licensed, insured, and operational truck used on the Contract. The drivers of the trucks owned and leased by the DBE must be exclusively employed by the DBE and reflected on the DBE's payroll.
- Lease agreements for trucks shall indicate that the DBE has exclusive use of and control over the truck(s). This does not preclude the leased truck from working for others provided it is with the consent of the DBE and the lease provides the DBE absolute priority for use of the leased truck.
- Leased trucks shall display the name and identification number of the DBE.

Joint Checking

A joint check is a check between a Subcontractor and the Contractor to the supplier of materials/supplies. The check is issued by the Contractor as payer to the Subcontractor and the material supplier jointly for items to be incorporated into the project. The DBE must release the check to the supplier, while the Contractor acts solely as the guarantor.

A joint check agreement must be approved by the Engineer and requested by the DBE involved using the DBE Joint Check Request Form (form # 272-053) prior to its use. The form must accompany the DBE Joint Check Agreement between the parties involved, including the conditions of the arrangement and expected use of the joint checks.

The approval to use joint checks and the use will be closely monitored by the Engineer. To receive DBE credit for performing a CUF with respect to obtaining materials and supplies, a DBE must "be responsible for negotiating price, determining quality and quantity, ordering the material and installing and paying for the material itself." The Contractor shall submit DBE Joint Check Request Form for the Engineer approval prior to using a joint check.

Material costs paid by the Contractor directly to the material supplier is not allowed. If proper procedures are not followed or the Engineer determines that the arrangement results in lack of independence for the DBE involved, no DBE credit will be given for the DBE's participation as it relates to the material cost.

Prompt Payment

Prompt payment to all subcontractors shall be in accordance with Section 1-08.1. Prompt Payment requirements apply to progress payments as well as return of retainage.

Reporting

The Contractor and all subcontractors/suppliers/service providers that utilize DBEs to perform work on the project, shall maintain appropriate records that will enable the Engineer to verify DBE participation throughout the life of the project.

Refer to Section 1-08.1 for additional reporting requirements associated with this Contract.

Decertification

When a DBE is "decertified" from the DBE program during the course of the Contract, the participation of that DBE shall continue to count as DBE participation as long as the subcontract with the DBE was executed prior to the decertification notice. The Contractor is obligated to substitute when a DBE does not have an executed subcontract agreement at the time of decertification.

Consequences of Non-Compliance

Each contract with a Contractor (and each subcontract the Contractor signs with a Subcontractor) must include the following assurance clause:

The Contractor, subrecipient, or Subcontractor shall not discriminate on the basis of race, color, national origin, or sex in the performance of this contract. The Contractor shall carry out applicable requirements of 49 CFR Part 26 in the award and administration of DOT-assisted contracts. Failure by the Contractor to carry out these requirements is a material breach of this contract, which may result in the termination of this contract or such other remedy as the recipient deems appropriate, which may include, but is not limited to:

- (1) Withholding monthly progress payments;
- (2) Assessing sanctions;
- (3) Liquidated damages; and/or
- (4) Disqualifying the Contractor from future bidding as non-responsible.

Payment

Compensation for all costs involved with complying with the conditions of this Specification and any other associated DBE requirements is included in payment for the associated Contract items of Work, except otherwise provided in the Specifications.

(January 1, 2016 COK GSP)

1-07.14 Responsibility for Damage

Section 1-07.14 is supplemented with the following:

The Contractor further agrees that it is waiving immunity under Industrial Insurance Law Title 51 RCW for any claims brought against the City by its employees. In the event Contractor fails, after receipt of timely notice from the City, to appear, defend, or pay as required by the first paragraph of this section, then in that event and in that event only, the City may in its sole discretion, deduct from the progress payments to the Contractor and pay any amount sufficient to pay any claim, of which the City may have knowledge and regardless of the informalities of notice of such claim, arising out of the performance of this contract, provided the City has theretofore given notice of receipt of such claim to the Contractor and the Contractor has failed to act thereon.

1-07.15 Temporary Water Pollution/Erosion Control

(January 10, 2019 COK GSP)

1-07.15(1) Spill Prevention, Control, and Countermeasures Plan

Add the following paragraph under the second paragraph of this section:

In the event the Contractor uses an SPCC Plan template that either follows the WSDOT SPCC Plan Template or contains the same or similar content and/or format, the following changes shall be required:

1. Replace all references to "WSDOT" as either the Contracting Agency or project owner with "City of Kirkland", except where indicated in this Section.
2. Add into all Spill Reporting and related section(s): "The City of Kirkland Spill Response Hotline at (425) 587-3900 shall be the first point of contact in the event of a spill. Notification to the

City of Kirkland Spill Response Hotline shall precede the spill notifications to federal and state agencies.”

3. Delete all references to the “WSDOT Environmental Compliance Assurance Procedure” (ECAP) in the SPCC.

Supplement the following referenced SPCC Plan Element Requirements in this Section as follows:

For SPCC Plan Element Requirement Number 2, add the following: “The City of Kirkland Spill Response Hotline at (425) 587-3900 shall be the first point of contact in the event of a spill.”

For SPCC Plan Element Requirement Number 8, add the following: “As part of Contractor spill response procedure, the Contractor shall contact the City of Kirkland Spill Response Hotline at (425) 587-3900 to report the spill regardless of whether or not the Contractor has fully contained, controlled, and/or cleaned up the spill.”

1-07.16 Protection and Restoration of Property

(January 1, 2016 COK GSP)

1-07.16(3) Fences, Mailboxes, Incidentals

Section 1-07.16(3) is supplemented with the following:

U.S. Postal Service Collection Boxes, Mail Receptacles, and other Structures: U.S. Postal Service collection box and other Structures requiring temporary relocation to accommodate construction, the Contractor shall contact the Kirkland Postmaster at least 5 Working Days in advance for coordination. Only the U.S. Post Office will move Postal Service-owned property.

(January 1, 2020 COK GSP)

1-07.17 Utilities and Similar Facilities

Section 1-07.17 is supplemented with the following:

Locations and dimensions shown in the Plans for existing facilities are in accordance with available information obtained without uncovering, measuring, or other verification.

The Contractor is alerted to the existence of Chapter 19.122 RCW, a law relating to underground utilities. Any cost to the Contractor incurred as a result of this law shall be at the Contractor's expense.

No excavation shall begin until all known facilities in the vicinity of the excavation area have been located and marked.

The Contractor shall give advance notice to all utility companies involved where work is to take place and in all other respects comply with the provisions of Chapter 19.122 RCW. Notice shall include, but not be limited to, the following utility companies:

4. Water, sewer, storm, streets – minimum two working days in advance
5. Power (Electric and Natural Gas) – minimum 48 hours in advance
6. Telephone – minimum 30 days in advance
7. Natural Gas – minimum 48 hours in advance
8. Cable Television – minimum 48 hours in advance
9. Transit – minimum 21 days in advance

The following is a list of some utilities serving the Kirkland area. This is not intended or represented to be a complete list and is provided for the Contractor's convenience.

Utility	Agency/Company	Address	Contact	Phone
Water/Sewer	City of Kirkland	123 Fifth Avenue Kirkland, WA 98033	Josh Pantzke	(425) 587-3900
Storm Drainage	City of Kirkland	123 Fifth Avenue Kirkland, WA 98033	Josh Pantzke	(425) 587-3900
Water / Sewer (North area of Kirkland)	Northshore Utility District	6380 NE 185th St Kenmore, WA 98028	George Matote Kelly Nesbitt	(425) 398-4400 (425) 521-3750
Street	City of Kirkland	123 Fifth Avenue Kirkland, WA 98033	Nathen Hower	(425) 587-3900
Natural Gas	Puget Sound Energy	P.O. Box 97034 EST-11W Bellevue, WA 98009- 9734	Patty Miller	(206) 305-7950
Electric	Puget Sound Energy	35131 SE Center St Snoqualmie, WA 98065	Fremont Aguinaldo	(425) 223-0936
Telephone/ FIOS	Ziply Fiber	P.O. Box 1127 Everett, WA 98206	Jay Schwab	(425) 263-4019
FIOS	Zayo	22651 83 rd Ave. S. Kent, WA 98032	Jason Accuradi	(971) 344-0530
Cable Television	Comcast	1525 - 75th St SW, Suite 200 Everett, WA 98203	Joe Fordon	(425) 263-5348
Network	Verizon/MCI	11311 NE 120 th St Kirkland, WA 98034	Brad Landis Scott Christenson	(425) 201-0901 (425) 471-1079
School District Transportation	Lake Washington School District	15212 NE 95th St Redmond, WA 98052	Jeff Miles	(425) 936-1120
Transit	King County METRO	MS SVQ-TR-0100 1270 6th Ave S Seattle, WA 98134	David Freeman	(206) 477-1140 (206) 477-0438
Water (Northeast area of Kirkland)	Woodinville Water District	17238 NE Woodinville Duvall Road, Woodinville, WA 98072	Ken McDowell	(425) 487-4104
Olympic Pipeline	BP		Kenneth Metcalf Joseph Stone	(425) 981-2575 (425) 981-2506

Note that most utility companies may be contacted for locations through the "One Call" system, 1-800-424-5555. In the event of a gas emergency, call 911 and then the PSE hotline at 1-888-225-5773 (1-888-CALL-PSE).

The Contractor shall coordinate the work with these utilities and shall notify the Engineer in advance of any conflicts affecting the work schedule. The utility companies shall witness or perform all shutdowns, connections or disconnections.

Wherever in the course of the construction operation it becomes necessary to cause an outage of utilities, it shall be the Contractor's responsibility to notify the affected users not less than twenty-four

(24) hours in advance of the creation of such outage. The Contractor shall make reasonable effort to minimize the duration of outages.

The Contractor shall be responsible for any breakage of utilities or services resulting from its operations and shall hold the City and its agents harmless from any claims resulting from disruption of, or damage to, same.

Other Notifications

Service Area Turn Off: All service area turn off notices must be distributed to affected parties two working days in advance of any scheduled shut off. City to provide door hangers and affected service area map. The contractor shall fill in all required information prior to hanging door hanger.

Entry onto Private Property: Each property owner shall be given two working days advance Written Notice prior to entry by the Contractor.

Loop Detection Systems: Where an excavation is to take place through a signal loop detector system, the Contractor shall provide at least five (5) Working Days advance notice to the City Signal Shop at (425) 587-3920 to coordinate temporary signal wire disconnect and installation of temporary signal detection equipment.

Survey Monuments: When proposed pavement removal is close to existing survey monumentation, or proposed pavement removal includes existing survey monumentation, the Contractor shall provide a minimum 4 Working Days advance notice to the Engineer to allow survey crews to tie the monument out and reset the monument after pavement installation.

(January 1, 2016 COK GSP)

1-07.17(2) Utility Construction, Removal or Relocation by Others

Section 1-07.17(2) is supplemented with the following:

Under no circumstances will discrepancies in location or incompleteness in description of existing utilities or improvements, whether they are visible from the surface, buried, or otherwise obscured, be considered as a basis for additional compensation to the Contractor.

(January 4, 2016 APWA GSP)

1-07.18 Public Liability and Property Damage Insurance

Delete this section in its entirety, and replace it with the following:

1-07.18 Insurance

1-07.18(1) General Requirements

- A. The Contractor shall procure and maintain the insurance described in all subsections of section 1-07.18 of these Special Provisions, from insurers with a current A. M. Best rating of not less than A: VII and licensed to do business in the State of Washington. The Contracting Agency reserves the right to approve or reject the insurance provided, based on the insurer's financial condition.
- B. The Contractor shall keep this insurance in force without interruption from the commencement of the Contractor's Work through the term of the Contract and for thirty (30) days after the Physical Completion date, unless otherwise indicated below.
- C. If any insurance policy is written on a claims made form, its retroactive date, and that of all subsequent renewals, shall be no later than the effective date of this Contract. The policy shall state

that coverage is claims made, and state the retroactive date. Claims-made form coverage shall be maintained by the Contractor for a minimum of 36 months following the Completion Date or earlier termination of this Contract, and the Contractor shall annually provide the Contracting Agency with proof of renewal. If renewal of the claims made form of coverage becomes unavailable, or economically prohibitive, the Contractor shall purchase an extended reporting period ("tail") or execute another form of guarantee acceptable to the Contracting Agency to assure financial responsibility for liability for services performed.

- D. The Contractor's Automobile Liability, Commercial General Liability and Excess or Umbrella Liability insurance policies shall be primary and non-contributory insurance as respects the Contracting Agency's insurance, self-insurance, or self-insured pool coverage. Any insurance, self-insurance, or self-insured pool coverage maintained by the Contracting Agency shall be excess of the Contractor's insurance and shall not contribute with it.
- E. The Contractor shall provide the Contracting Agency and all additional insureds with written notice of any policy cancellation, within two business days of their receipt of such notice.
- F. The Contractor shall not begin work under the Contract until the required insurance has been obtained and approved by the Contracting Agency
- G. Failure on the part of the Contractor to maintain the insurance as required shall constitute a material breach of contract, upon which the Contracting Agency may, after giving five business days' notice to the Contractor to correct the breach, immediately terminate the Contract or, at its discretion, procure or renew such insurance and pay any and all premiums in connection therewith, with any sums so expended to be repaid to the Contracting Agency on demand, or at the sole discretion of the Contracting Agency, offset against funds due the Contractor from the Contracting Agency.
- H. All costs for insurance shall be incidental to and included in the unit or lump sum prices of the Contract and no additional payment will be made.

1-07.18(2) Additional Insured

All insurance policies, with the exception of Workers Compensation, and of Professional Liability and Builder's Risk (if required by this Contract) shall name the following listed entities as additional insured(s) using the forms or endorsements required herein:

- the Contracting Agency and its officers, elected officials, employees, agents, and volunteers

The above-listed entities shall be additional insured(s) for the full available limits of liability maintained by the Contractor, irrespective of whether such limits maintained by the Contractor are greater than those required by this Contract, and irrespective of whether the Certificate of Insurance provided by the Contractor pursuant to 1-07.18(4) describes limits lower than those maintained by the Contractor.

For Commercial General Liability insurance coverage, the required additional insured endorsements shall be at least as broad as ISO forms CG 20 10 10 01 for ongoing operations and CG 20 37 10 01 for completed operations.

1-07.18(3) Subcontractors

The Contractor shall cause each Subcontractor of every tier to provide insurance coverage that complies with all applicable requirements of the Contractor-provided insurance as set forth herein, except the Contractor shall have sole responsibility for determining the limits of coverage required to be obtained by Subcontractors.

The Contractor shall ensure that all Subcontractors of every tier add all entities listed in 1-07.18(2) as additional insureds, and provide proof of such on the policies as required by that section as detailed in 1-

07.18(2) using an endorsement as least as broad as ISO CG 20 10 10 01 for ongoing operations and CG 20 37 10 01 for completed operations.

Upon request by the Contracting Agency, the Contractor shall forward to the Contracting Agency evidence of insurance and copies of the additional insured endorsements of each Subcontractor of every tier as required in 1-07.18(4) Verification of Coverage.

1-07.18(4) Verification of Coverage

The Contractor shall deliver to the Contracting Agency a Certificate(s) of Insurance and endorsements for each policy of insurance meeting the requirements set forth herein when the Contractor delivers the signed Contract for the work. Failure of Contracting Agency to demand such verification of coverage with these insurance requirements or failure of Contracting Agency to identify a deficiency from the insurance documentation provided shall not be construed as a waiver of Contractor's obligation to maintain such insurance.

Verification of coverage shall include:

1. An ACORD certificate or a form determined by the Contracting Agency to be equivalent.
2. Copies of all endorsements naming Contracting Agency and all other entities listed in 1-07.18(2) as additional insured(s), showing the policy number. The Contractor may submit a copy of any blanket additional insured clause from its policies instead of a separate endorsement.
3. Any other amendatory endorsements to show the coverage required herein.
4. A notation of coverage enhancements on the Certificate of Insurance shall not satisfy these requirements – actual endorsements must be submitted.

Upon request by the Contracting Agency, the Contractor shall forward to the Contracting Agency a full and certified copy of the insurance policy(s). If Builders Risk insurance is required on this Project, a full and certified copy of that policy is required when the Contractor delivers the signed Contract for the work.

1-07.18(5) Coverages and Limits

The insurance shall provide the minimum coverages and limits set forth below. Contractor's maintenance of insurance, its scope of coverage, and limits as required herein shall not be construed to limit the liability of the Contractor to the coverage provided by such insurance, or otherwise limit the Contracting Agency's recourse to any remedy available at law or in equity.

All deductibles and self-insured retentions must be disclosed and are subject to approval by the Contracting Agency. The cost of any claim payments falling within the deductible or self-insured retention shall be the responsibility of the Contractor. In the event an additional insured incurs a liability subject to any policy's deductibles or self-insured retention, said deductibles or self-insured retention shall be the responsibility of the Contractor.

1-07.18(5)A Commercial General Liability

Commercial General Liability insurance shall be written on coverage forms at least as broad as ISO occurrence form CG 00 01, including but not limited to liability arising from premises, operations, stop gap liability, independent contractors, products-completed operations, personal and advertising injury, and liability assumed under an insured contract. There shall be no exclusion for liability arising from explosion, collapse or underground property damage.

The Commercial General Liability insurance shall be endorsed to provide a per project general aggregate limit, using ISO form CG 25 03 05 09 or an equivalent endorsement.

Contractor shall maintain Commercial General Liability Insurance arising out of the Contractor's completed operations for at least three years following Substantial Completion of the Work.

Such policy must provide the following minimum limits:

\$1,000,000	Each Occurrence
\$2,000,000	General Aggregate
\$2,000,000	Products & Completed Operations Aggregate
\$1,000,000	Personal & Advertising Injury each offence
\$1,000,000	Stop Gap / Employers' Liability each accident

1-07.18(5)B Automobile Liability

Automobile Liability shall cover owned, non-owned, hired, and leased vehicles; and shall be written on a coverage form at least as broad as ISO form CA 00 01. If the work involves the transport of pollutants, the automobile liability policy shall include MCS 90 and CA 99 48 endorsements.

Such policy must provide the following minimum limit:

\$1,000,000	Combined single limit each accident
-------------	-------------------------------------

1-07.18(5)C Workers' Compensation

The Contractor shall comply with Workers' Compensation coverage as required by the Industrial Insurance laws of the State of Washington.

(January 4, 2016 APWA GSP)

1-07.18(5)D Excess or Umbrella Liability

The Contractor shall provide Excess or Umbrella Liability insurance with limits of not less than \$1,000,000 each occurrence and annual aggregate. This excess or umbrella liability coverage shall be excess over and as least as broad in coverage as the Contractor's Commercial General and Auto Liability insurance

All entities listed under 1-07.18(2) of these Special Provisions shall be named as additional insureds on the Contractor's Excess or Umbrella Liability insurance policy.

This requirement may be satisfied instead through the Contractor's primary Commercial General and Automobile Liability coverages, or any combination thereof that achieves the overall required limits of insurance.

(January 4, 2016 APWA GSP)

1-07.18(5)J Pollution Liability

The Contractor shall provide a Contractors Pollution Liability policy, providing coverage for claims involving bodily injury, property damage (including loss of use of tangible property that has not been physically injured), cleanup costs, remediation, disposal or other handling of pollutants, including costs and expenses incurred in the investigation, defense, or settlement of claims, arising out of any one or more of the following:

1. Contractor's operations related to this project.
2. Remediation, abatement, repair, maintenance or other work with lead-based paint or materials containing asbestos.
3. Transportation of hazardous materials away from any site related to this project.

All entities listed under 1-07.18(2) of these Special Provisions shall be named by endorsement as additional insureds on the Contractors Pollution Liability insurance policy.

Such Pollution Liability policy shall provide the following minimum limits:

- \$1,000,000.00 each loss and annual aggregate

(January 1, 2016 COK GSP)

1-07.23 Public Convenience and Safety

Section 1-07.23 is supplemented with the following:

No road or street shall be closed to the public except as permitted in these plans and specifications or with the approval of the Engineer and proper governmental authority. Fire hydrants on or adjacent to the work shall be kept accessible to fire fighting equipment at all times. Provision shall be made by the Contractor to ensure the proper functioning of all gutters, sewer inlets, drainage ditches and culverts, irrigation ditches and natural water courses, and storm sewer facilities throughout the project. Temporary interruption of service will be allowed only with the permission of the Engineer.

The Kirkland Police Department and Kirkland Fire Department shall be notified at least four (4) hours in advance of any actions by the Contractor that may affect the functions of either the Police Department or Fire Department.

The Contractor shall conduct its work and take preventative measures so that dust or other particulate matter in the project area shall not become objectionable to the adjacent property owners or general public. Should the Owner determine the Contractor is not fulfilling its obligation in this regard; the Owner reserves the right to take such action as may be necessary to remedy the objectionable condition and to charge the Contractor with any cost that may be incurred in such remedial action. All work shall be carried on with due regard for the safety of the public. No driveway, whether public, commercial, or private, may be closed without prior approval of the Owner, project supervisor, or Engineer unless written authority has been given by the affected property owner. The Contractor shall be responsible for notifying the affected property owners 24 hours in advance of scheduled interruptions to access.

(January 1, 2016 COK GSP)

Pedestrian Control and Protection

When the work area encroaches upon a sidewalk, walkway or crosswalk area, special consideration must be given to pedestrian safety. Maximum effort must be made to separate pedestrians from the work area. Protective barricades, fencing, and bridges, together with warning and guidance devices and signs, shall be utilized so that the passageway for pedestrians is safe and well defined. Whenever pedestrian walkways are provided across excavations, they shall be provided with suitable handrails. Footbridges shall be safe, strong, free of bounce and sway, have a slip resistant coating, and be free of cracks, holes, and irregularities that could cause tripping. Ramps shall be provided at the entrance and exit of all raised footbridges, again to prevent tripping. Adequate illumination and reflectorization shall be provided during hours of darkness. All walkways shall be maintained with at least 4 feet clear width.

Where walks are closed by construction, an alternate walkway shall be provided, preferably within the planting strip.

Where it is necessary to divert pedestrians into the roadway, barricading or channeling devices shall be provided to separate the pedestrian walkway from the adjacent vehicular traffic lane. At no time shall pedestrians be diverted into a portion of a street used concurrently by moving vehicular traffic.

At locations where adjacent alternate walkways cannot be provided, appropriate signs shall be posted at the limits of construction and in advance of the closure at the nearest crosswalk or intersection to divert pedestrians across the street.

Physical barricades shall be installed to prevent visually impaired people from inadvertently entering a closed area. Pedestrian walkways shall be wheelchair accessible at all times. Pedestrian access shall be maintained to all properties adjacent to the construction site.

(May 2, 2017 APWA GSP)

1-07.23(1) Construction under Traffic

Revise the third sentence of the second paragraph to read:

Accessibility to existing or temporary pedestrian push buttons shall not be impaired; if approved by the Contracting Agency activating pedestrian recall timing or other accommodation may be allowed during construction.

(July 23, 2015 APWA GSP)

1-07.24 Rights of Way

Delete this section and replace it with the following:

Street Right of Way lines, limits of easements, and limits of construction permits are indicated in the Plans. The Contractor's construction activities shall be confined within these limits, unless arrangements for use of private property are made.

Generally, the Contracting Agency will have obtained, prior to bid opening, all rights of way and easements, both permanent and temporary, necessary for carrying out the work. Exceptions to this are noted in the Bid Documents or will be brought to the Contractor's attention by a duly issued Addendum.

Whenever any of the work is accomplished on or through property other than public Right of Way, the Contractor shall meet and fulfill all covenants and stipulations of any easement agreement obtained by the Contracting Agency from the owner of the private property. Copies of the easement agreements may be included in the Contract Provisions or made available to the Contractor as soon as practical after they have been obtained by the Engineer.

Whenever easements or rights of entry have not been acquired prior to advertising, these areas are so noted in the Plans. The Contractor shall not proceed with any portion of the work in areas where right of way, easements or rights of entry have not been acquired until the Engineer certifies to the Contractor that the right of way or easement is available or that the right of entry has been received. If the Contractor is delayed due to acts of omission on the part of the Contracting Agency in obtaining easements, rights of entry or right of way, the Contractor will be entitled to an extension of time. The Contractor agrees that such delay shall not be a breach of contract.

Each property owner shall be given 48 hours notice prior to entry by the Contractor. This includes entry onto easements and private property where private improvements must be adjusted.

The Contractor shall be responsible for providing, without expense or liability to the Contracting Agency, any additional land and access thereto that the Contractor may desire for temporary construction facilities, storage of materials, or other Contractor needs. However, before using any private property, whether adjoining the work or not, the Contractor shall file with the Engineer a written permission of the private property owner, and, upon vacating the premises, a written release from the property owner of each property disturbed or otherwise interfered with by reasons of construction pursued under this contract. The statement shall be signed by the private property owner, or proper authority acting for the owner of the private property affected, stating that permission has been granted to use the property and all necessary permits have been obtained or, in the case of a release, that the restoration of the property has been satisfactorily accomplished. The statement

shall include the parcel number, address, and date of signature. Written releases must be filed with the Engineer before the Completion Date will be established.

(January 1, 2021 COK GSP)

In addition to all agreements and releases between the Contractor and private property owner(s) described in this Section and as required in Section 1-07.6(2), the Contractor shall apply for a City of Kirkland Temporary Use Permit from the City of Kirkland Planning and Building Department for any temporary uses of real property (including both private property and City-owned real property) for temporary construction facilities, storage of materials, or other Contractor needs.

The Contractor shall file with the Engineer signed property release forms (in the format as detailed below) for all properties disturbed or damaged by the Contractor's operations.

PROPERTY RELEASE	
<div style="text-align: center;">_____ _____ _____ (Contractor's name and address)</div>	
DATE: _____	
I, _____	owner of _____
_____,	hereby release _____,
(Contractor's name)	
from any property damage or personal injury resulting from construction on or adjacent to my property located at _____	
during construction of the _____. My signature below is my acknowledgment and acceptance that my property, as identified above, was returned to a satisfactory condition.	
Signed: _____	
Name: _____	
Address: _____	
Phone: _____	

1-08 PROSECUTION AND PROGRESS

Add the following new section:

(May 25, 2006 APWA GSP)

1-08.0 Preliminary Matters

Add the following new section:

(October 10, 2008 APWA GSP)

1-08.0(1) Preconstruction Conference

Prior to the Contractor beginning the work, a preconstruction conference will be held between the Contractor, the Engineer and such other interested parties as may be invited. The purpose of the preconstruction conference will be:

1. To review the initial progress schedule;
2. To establish a working understanding among the various parties associated or affected by the work;

3. To establish and review procedures for progress payment, notifications, approvals, submittals, etc.;
4. To establish normal working hours for the work;
5. To review safety standards and traffic control; and
6. To discuss such other related items as may be pertinent to the work.

The Contractor shall prepare and submit at the preconstruction conference the following:

1. A breakdown of all lump sum items;
2. A preliminary schedule of working drawing submittals; and
3. A list of material sources for approval if applicable.

(January 1, 2021 COK GSP)

Add new Section 1-08.0(2).

1-08.0(2) Hours of Work

Except in the case of emergency, unless otherwise indicated in the Contract Documents, or unless otherwise approved by the Contracting Agency in advance, the allowable working hours for this Contract Work shall be any consecutive 8-hour period between 7:00 a.m. and 6:00 p.m. of a working day. A maximum 1-hour lunch break is allowable between 7:00 a.m. and 6:00 p.m. and does not count for purposes of the 8-hour working period. The Contract assumes a 5-day work week, exclusive of weekends and holidays observed by the City of Kirkland and identified in Section 1-08.5 of the Standard Specifications.

The normal straight time 8-hour working period for the contract shall be established at the preconstruction conference or prior to the Contractor commencing the Work.

Except in the event of an emergency, unless otherwise indicated in the Contract Documents, or unless otherwise approved in advance by the Contracting Agency (including the Contractor obtaining approval for all applicable City of Kirkland permits as required by the City of Kirkland Zoning Code), no Work shall be allowed between the hours of 6:00 p.m. and 7:00 a.m., during weekends (except driveway construction), or during holidays observed by the City of Kirkland and identified in Section 1-08.5 of the Standard Specifications.

The Contracting Agency may consider specific and limited requests by the Contractor to allow Work during one or more periods in which Work is not allowed by this Section, but approval of these requests is solely at the discretion of the Contracting Agency as a benefit to the general public. Contractor shall submit a request in writing to the Engineer, including a full and accurate explanation of the type(s) of work to be performed, the period or periods of time outside normal Work hours, and the explanation(s) for why this work cannot be performed during the allowable Work hours.

The Engineer will consider requests and determine conditions and limitations as the Engineer deems necessary, in conformance with the conditions of support for local permitting described in Section 1-07.6 of the Standard Specifications and these Special Provisions. These conditions and limitations are additional to any conditions or limitations that may be required by Contracting Agency permits and/or variances. These conditions may include, but are not limited to:

1. Require the Engineer or such assistants as the Engineer may deem necessary to be present during the Work, including (but not limited to):
 - a. Survey crews
 - b. Personnel from the Contracting Agency's material testing laboratory
 - c. Inspectors

- d. City operations and maintenance staff
 - e. Police, fire, or other public safety officials
 - f. Any other Contracting Agency employees who, in the opinion of the Engineer, are a necessary presence for the Work outside of the allowable working hours;
2. Require the Contractor to reimburse the Contracting Agency for all additional costs and expenses in excess of straight-time costs incurred for Contracting Agency employees and expenses during such times;
 3. Measure Work performed on nights, weekend days, and holidays as working days with regards to the Contract Time; and/or,
 4. Consider multiple work shifts (such as a sequential 8-hour day period followed by an 8-hour night period) as multiple working days with respect to Contract Time, even if those multiple shifts occur in a single 24-hour period.

If the Engineer approves the Contractor's written request and all conditions and/or restrictions the Engineer applies to that approval are acceptable by the Contractor, the Contractor shall be responsible for obtaining work hours and noise variances as required by Section 1-07.6. The Contractor shall apply to the City of Kirkland Planning and Building Department using <http://mybuildingpermit.com>. The Engineer can provide supporting documentation, as deemed appropriate by the Engineer, to the Contractor for submission with this application.

Unless otherwise indicated in the Contract Documents or indicated by the Engineer in writing, no claims for equitable adjustments of Contract will be allowed for review and approval time frames for the Contractor to obtain approval for requests to Work outside the approved working hours in this Section. No claims for equitable adjustments of the Contract will be allowed for requirements, including limitations, in approvals to work outside of the allowed working hours in this Section.

Approved Work outside the allowable working hours in this Section is subject to additional noise control requirements. Approval to continue work during these hours may be revoked at any time the Contractor exceeds the Contracting Agency's noise control regulations or complaints are received from the public or adjoining property owners regarding the noise from the Contractor's operations. The Contractor shall have no claim for damages or delays should such permission be revoked for these reasons.

Arterial Streets

No work will be performed on arterial streets during the peak traffic hours of 7:00 a.m. – 9:00 a.m. and 3:30 p.m. – 6:00 p.m., except emergency work to restore services, unless a City-approved traffic control plan allows work during the peak hours. The following streets are classified as arterials:

<i>STREET</i>	<i>FROM</i>	<i>TO</i>
Central Way/NE 85th St	Market St	132nd Ave NE
Juanita Dr NE /NE Juanita Dr	NE 143 rd St (City Limits)	98th Ave NE
Juanita Woodinville Way	100 th Ave NE	NE 145 th St (City Limits)
Lake St/Lake Washington Blvd/Northup Wy	Central Way	Northup Way (City Limits)
Kirkland Ave/Kirkland Way	Lake St	NE 85 th St
Lakeview Dr /NE 68th St/NE 70th St	Lake Washington Blvd	132nd Ave NE
Market St/98th Ave NE/100th Ave NE	Central Way	NE 145 th St (City Limits)
NE 116th St	98th Ave NE	Slater Ave NE

NE 120th St/132nd Ave NE	Slater Ave NE	NE 60th St (City Limits)
NE 124th St	100th Ave NE	East City Limits
NE 128th St	116 th Ave NE/116 th Way NE	120 th Ave NE
Simonds Rd NE	92 nd Ave NE (City Limits)	100 th Ave NE
Slater Ave NE	NE 116 th St	NE 124 th St
Totem Lake Blvd	NE 132nd St	124th Ave NE
3 rd Street/State Street	Central Way	NE 68 th Street/Lakeview Dr.
6 th St/6 th St S/108 th Ave NE	Central Way/NE 85 th St	South City Limits
90 th Ave NE/NE 131st Way/NE 132nd St	NE 134 th St	132nd Ave NE
120 th Ave NE/116 th Ave NE/116 th Way NE	NE 112 th St	NE 132 nd St
124th Ave NE	NE 85th St	NE 124th St
124th Ave NE	NE 132 nd St	NE 145 th PI (City Limits)

(December 8, 2014 APWA GSP)

Add new Section 1-08.0(2).

1-08.0(2) Hours of Work

Except in the case of emergency or unless otherwise approved by the Engineer, the normal working hours for the Contract shall be any consecutive 8-hour period between 7:00 a.m. and 6:00 p.m. Monday through Friday, exclusive of a lunch break. If the Contractor desires different than the normal working hours stated above, the request must be submitted in writing prior to the preconstruction conference, subject to the provisions below. The working hours for the Contract shall be established at or prior to the preconstruction conference.

All working hours and days are also subject to local permit and ordinance conditions (such as noise ordinances).

If the Contractor wishes to deviate from the established working hours, the Contractor shall submit a written request to the Engineer for consideration. This request shall state what hours are being requested, and why. Requests shall be submitted for review no later than 5 working days prior to the day(s) the Contractor is requesting to change the hours.

If the Contracting Agency approves such a deviation, such approval may be subject to certain other conditions, which will be detailed in writing. For example:

1. On non-Federal aid projects, requiring the Contractor to reimburse the Contracting Agency for the costs in excess of straight-time costs for Contracting Agency representatives who worked during such times. (The Engineer may require designated representatives to be present during the work. Representatives who may be deemed necessary by the Engineer include, but are not limited to: survey crews; personnel from the Contracting Agency's material testing lab; inspectors; and other Contracting Agency employees or third party consultants when, in the opinion of the Engineer, such work necessitates their presence.)
2. Considering the work performed on Saturdays, Sundays, and holidays as working days with regard to the contract time.
3. Considering multiple work shifts as multiple working days with respect to contract time even though the multiple shifts occur in a single 24-hour period.

4. If a 4-10 work schedule is requested and approved the non working day for the week will be charged as a working day.
5. If Davis Bacon wage rates apply to this Contract, all requirements must be met and recorded properly on certified payroll

(January 1, 2016 COK GSP)

1-08.1 Subcontracting

Section 1-08.1 is supplemented with the following:

A Subcontractor or an Agent to the Subcontractor will not be permitted to perform any work under the contract until the following documents have been completed and submitted to the Engineer:

1. Request to Sublet Work (form 421-012).
2. Statement of Intent to Pay Prevailing Wages (Form 700-029-000).

The Contractor's records pertaining to the requirements of this Special Provision shall be open to inspection or audit by representatives of the Department during the life of the contract and for a period of not less than three years after the date of acceptance of the contract. The Contractor shall retain these records for that period. The Contractor shall also guarantee that these records of all Subcontractors and Agents shall be open to similar inspection or audit for the same period.

(January 1, 2016 COK GSP)

1-08.3 Progress Schedule

The order of work will be at the Contractor's option, in keeping with good construction practice and the terms of the contract. All work shall be carried out in accordance with the requirements of the City of Kirkland in compliance with the plans and specifications. However, the Contractor shall so schedule the work within the time constraints noted in the various contract documents, including any permits. The Contractor is cautioned to review said documents and permits and schedule the work appropriately as no additional compensation will be made to the Contractor due to the time constraints imposed by such documents.

(March 13, 2012 APWA GSP)

1-08.3(2)A Type A Progress Schedule

Revise this section to read:

The Contractor shall submit 4 (four) copies of a Type A Progress Schedule no later than 10 (ten) working days at the preconstruction conference, or some other mutually agreed upon submittal time. The schedule may be a critical path method (CPM) schedule, bar chart, or other standard schedule format. Regardless of which format used, the schedule shall identify the critical path. The Engineer will evaluate the Type A Progress Schedule and approve or return the schedule for corrections within 15 calendar days of receiving the submittal.

(July 23, 2015 APWA GSP)

1-08.4 Prosecution of Work

Delete this section in its entirety, and replace it with the following:

1-08.4 Notice to Proceed and Prosecution of Work

Notice to Proceed will be given after the contract has been executed and the contract bond and evidence of insurance have been approved and filed by the Contracting Agency. The Contractor shall not commence with the work until the Notice to Proceed has been given by the Engineer. The Contractor shall commence construction activities on the project site within ten days of the Notice to Proceed Date, unless otherwise approved in writing. The Contractor shall diligently pursue the work to the physical completion date within the time specified in the contract. Voluntary shutdown or slowing of operations by the Contractor shall not relieve the Contractor of the responsibility to complete the work within the time(s) specified in the contract.

When shown in the Plans, the first order of work shall be the installation of high visibility fencing to delineate all areas for protection or restoration, as described in the Contract. Installation of high visibility fencing adjacent to the roadway shall occur after the placement of all necessary signs and traffic control devices in accordance with 1-10.1(2). Upon construction of the fencing, the Contractor shall request the Engineer to inspect the fence. No other work shall be performed on the site until the Contracting Agency has accepted the installation of high visibility fencing, as described in the Contract.

(November 30, 2018 APWA GSP, Option B)

1-08.5 Time for Completion

Revise the third and fourth paragraphs to read:

Contract time shall begin on the first working day following the **14 (fourteen)** calendar day after the Notice to Proceed date. If the Contractor starts work on the project at an earlier date, then contract time shall begin on the first working day when onsite work begins.

Each working day shall be charged to the contract as it occurs, until the contract work is physically complete. If substantial completion has been granted and all the authorized working days have been used, charging of working days will cease. Each week the Engineer will provide the Contractor a statement that shows the number of working days: (1) charged to the contract the week before; (2) specified for the physical completion of the contract; and (3) remaining for the physical completion of the contract. The statement will also show the nonworking days and any partial or whole day the Engineer declares as unworkable. Within 10 calendar days after the date of each statement, the Contractor shall file a written protest of any alleged discrepancies in it. To be considered by the Engineer, the protest shall be in sufficient detail to enable the Engineer to ascertain the basis and amount of time disputed. By not filing such detailed protest in that period, the Contractor shall be deemed as having accepted the statement as correct. If the Contractor is approved to work 10 hours a day and 4 days a week (a 4-10 schedule) and the fifth day of the week in which a 4-10 shift is worked would ordinarily be charged as a working day, then the fifth day of that week will be charged as a working day whether or not the Contractor works on that day.

Revise the sixth paragraph to read:

The Engineer will give the Contractor written notice of the completion date of the contract after all the Contractor's obligations under the contract have been performed by the Contractor. The following events must occur before the Completion Date can be established:

1. The physical work on the project must be complete; and
2. The Contractor must furnish all documentation required by the contract and required by law, to allow the Contracting Agency to process final acceptance of the contract. The following documents must be received by the Project Engineer prior to establishing a completion date:
 - a. Certified Payrolls (per Section 1-07.9(5)).
 - b. Material Acceptance Certification Documents

- c. Monthly Reports of Amounts Credited as DBE Participation, as required by the Contract Provisions.
- d. Final Contract Voucher Certification
- e. Copies of the approved "Affidavit of Prevailing Wages Paid" for the Contractor and all Subcontractors
- f. A copy of the Notice of Termination sent to the Washington State Department of Ecology (Ecology); the elapse of 30 calendar days from the date of receipt of the Notice of Termination by Ecology; and no rejection of the Notice of Termination by Ecology. This requirement will not apply if the Construction Stormwater General Permit is transferred back to the Contracting Agency in accordance with Section 8-01.3(16).
- g. Documentation of compliance with all terms and conditions of all local, state, and federal permits issued to, or transferred to, the Contractor for the purposes of this Work. This documentation does not include permits issued to the Contracting Agency that were not transferred to the Contractor.
- h. Property owner releases per Section 1-07.24.

(January 1, 2016 COK GSP)

Section 1-08.5 is supplemented with the following:

This project shall be physically completed in its entirety within 30 (thirty) working days.

(January 1, 2016 COK GSP)

1-08.9 Liquidated Damages

The third paragraph of Section 1-08.9 is revised to read as follows:

Accordingly, the Contractor agrees:

1. To pay (according to the following formula) liquidated damages for each working day beyond the number of working days established for Physical Completion, and
2. To authorize the Engineer to deduct these liquidated damages from any money due or coming to the Contractor.

LIQUIDATED DAMAGES FORMULA

For $C > \$50,000 \rightarrow LD = 0.15 \times C \div T$, and
For $C \leq \$50,000 \rightarrow LD = 0.30 \times C \div T$.

Where:

LD = liquidated damages per working day (rounded to the nearest dollar)
 C = original Contract amount
 T = original time for Physical Completion

1-09 MEASUREMENT AND PAYMENT

1-09.2 Weighing Equipment

(July 23, 2015 APWA GSP, Option 2)

1-09.2(1) General Requirements for Weighing Equipment

Revise item 4 of the fifth paragraph to read:

4. Test results and scale weight records for each day's hauling operations are provided to the Engineer daily. Reporting shall utilize WSDOT form 422-027, Scaleman's Daily Report, unless the printed ticket contains the same information that is on the Scaleman's Daily Report Form. The scale operator must provide AM and/or PM tare weights for each truck on the printed ticket.

(May 2, 2017 APWA GSP)

1-09.2(5) Measurement

Revise the first paragraph to read:

Scale Verification Checks – At the Engineer's discretion, the Engineer may perform verification checks on the accuracy of each batch, hopper, or platform scale used in weighing contract items of Work.

(October 10, 2008 APWA GSP)

1-09.6 Force Account

Supplement this section with the following:

The Contracting Agency has estimated and included in the Proposal, dollar amounts for all items to be paid per force account, only to provide a common proposal for Bidders. All such dollar amounts are to become a part of Contractor's total bid. However, the Contracting Agency does not warrant expressly or by implication that the actual amount of work will correspond with those estimates. Payment will be made on the basis of the amount of work actually authorized by Engineer.

(December 10, 2020 APWA GSP)

1-09.7 Mobilization

Delete this Section and replace it with the following:

Mobilization consists of preconstruction expenses and the costs of preparatory Work and operations performed by the Contractor which occur before 10 percent of the total original amount of an individual Bid Schedule is earned from other Contract items on that Bid Schedule. Items which are not to be included in the item of Mobilization include but are not limited to:

1. Any portion of the Work covered by the specific Contract item or incidental Work which is to be included in a Contract item or items.
2. Profit, interest on borrowed money, overhead, or management costs.
3. Any costs of mobilizing equipment for force account Work.

Based on the lump sum Contract price for "Mobilization", partial payments will be made as follows:

1. When 5 percent of the total original Bid Schedule amount is earned from other Contract items on that original Bid Schedule, excluding amounts paid for materials on hand, 50 percent of

- the Bid Item for mobilization on that original Bid Schedule, 5 percent of the total of that original Bid Schedule, or 5 percent of the total original Contract amount, whichever is the least, will be paid.
2. When 10 percent of the total original Bid Schedule amount is earned from other Contract items on that original Bid Schedule, excluding amounts paid for materials on hand, 100 percent of the Bid Item for mobilization on that original Bid Schedule, 10 percent of the total of that original Bid Schedule, or 10 percent of the total original Contract amount, whichever is the least, will be paid.
 3. When the Substantial Completion Date has been established for the project, payment of any remaining amount Bid for mobilization will be paid.

Nothing herein shall be construed to limit or preclude partial payments otherwise provided by the Contract.

(March 13, 2012 APWA GSP)

1-09.9 Payments

Supplement this section with the following:

Lump sum item breakdowns are not required when the bid price for the lump sum item is less than \$10,000.

(March 13, 2012 APWA GSP)

1-09.9 Payments

Delete the first four paragraphs and replace them with the following:

The basis of payment will be the actual quantities of Work performed according to the Contract and as specified for payment.

The Contractor shall submit a breakdown of the cost of lump sum bid items at the Preconstruction Conference, to enable the Project Engineer to determine the Work performed on a monthly basis. A breakdown is not required for lump sum items that include a basis for incremental payments as part of the respective Specification. Absent a lump sum breakdown, the Project Engineer will make a determination based on information available. The Project Engineer's determination of the cost of work shall be final.

Progress payments for completed work and material on hand will be based upon progress estimates prepared by the Engineer. A progress estimate cutoff date will be established at the preconstruction conference.

The initial progress estimate will be made not later than 30 days after the Contractor commences the work, and successive progress estimates will be made every month thereafter until the Completion Date. Progress estimates made during progress of the work are tentative, and made only for the purpose of determining progress payments. The progress estimates are subject to change at any time prior to the calculation of the final payment.

The value of the progress estimate will be the sum of the following:

1. Unit Price Items in the Bid Form — the approximate quantity of acceptable units of work completed multiplied by the unit price.
2. Lump Sum Items in the Bid Form — based on the approved Contractor's lump sum breakdown for that item, or absent such a breakdown, based on the Engineer's determination.
3. Materials on Hand — 100 percent of invoiced cost of material delivered to Job site or other storage area approved by the Engineer.

4. Change Orders — entitlement for approved extra cost or completed extra work as determined by the Engineer.

Progress payments will be made in accordance with the progress estimate less:

1. Retainage per Section 1-09.9(1), on non FHWA-funded projects;
2. The amount of progress payments previously made; and
3. Funds withheld by the Contracting Agency for disbursement in accordance with the Contract Documents.

Progress payments for work performed shall not be evidence of acceptable performance or an admission by the Contracting Agency that any work has been satisfactorily completed. The determination of payments under the contract will be final in accordance with Section 1-05.1.

(January 1, 2016 COK GSP)

Unless otherwise agreed to by both parties, the work period shall coincide with the calendar month. A check will be mailed or made available to the Contractor no later than thirty (30) days following the last day of the work period.

(November 30, 2018 APWA GSP)

1-09.11(3) Time Limitation and Jurisdiction

Revise this section to read:

For the convenience of the parties to the Contract it is mutually agreed by the parties that any claims or causes of action which the Contractor has against the Contracting Agency arising from the Contract shall be brought within 180 calendar days from the date of final acceptance (Section 1-05.12) of the Contract by the Contracting Agency; and it is further agreed that any such claims or causes of action shall be brought only in the Superior Court of the county where the Contracting Agency headquarters is located, provided that where an action is asserted against a county, RCW 36.01.050 shall control venue and jurisdiction. The parties understand and agree that the Contractor's failure to bring suit within the time period provided, shall be a complete bar to any such claims or causes of action. It is further mutually agreed by the parties that when any claims or causes of action which the Contractor asserts against the Contracting Agency arising from the Contract are filed with the Contracting Agency or initiated in court, the Contractor shall permit the Contracting Agency to have timely access to any records deemed necessary by the Contracting Agency to assist in evaluating the claims or action.

1-09.13 Claims Resolution

(October 1, 2005 APWA GSP)

1-09.13(3) Claims \$250,000 or Less

Delete this Section and replace it with the following:

The Contractor and the Contracting Agency mutually agree that those claims that total \$250,000 or less, submitted in accordance with Section 1-09.11 and not resolved by nonbinding ADR processes, shall be resolved through litigation unless the parties mutually agree in writing to resolve the claim through binding arbitration.

(January 1, 2016 COK GSP)

1-09.13(3) Claims \$250,000 or Less

Delete this Section and replace it with the following:

The Contractor and the Contracting Agency mutually agree that those claims that total \$250,000 or less, submitted in accordance with Section 1-09.11 and not resolved by nonbinding Alternative Dispute Resolution (ADR) processes, **provided Contracting Agency agreed to engage such ADR processes**, shall be resolved through litigation unless the parties mutually agree in writing to resolve the claim through binding arbitration.

(November 30, 2018 APWA GSP)

1-09.13(3)A Administration of Arbitration

Revise the third paragraph to read:

The Contracting Agency and the Contractor mutually agree to be bound by the decision of the arbitrator, and judgment upon the award rendered by the arbitrator may be entered in the Superior Court of the county in which the Contracting Agency's headquarters is located, provided that where claims subject to arbitration are asserted against a county, RCW 36.01.050 shall control venue and jurisdiction of the Superior Court. The decision of the arbitrator and the specific basis for the decision shall be in writing. The arbitrator shall use the Contract as a basis for decisions.

1-10 TEMPORARY TRAFFIC CONTROL

(January 1, 2016 COK GSP)

1-10.2 Traffic Control Management

1-10.2(2) Traffic Control Plans

The first and second sentences of Section 1-10.2(2) are deleted and replaced with the following:

The Contractor shall submit a traffic control plan or plans showing a method of handling traffic including pedestrian and bicycle traffic. All construction signs, flaggers, spotters and other traffic control devices shall be shown on the traffic control plan(s) except for emergency situations.

(May 16, 2006 COK GSP)

1-10.3 Traffic Control Labor, Procedures, and Devices

1-10.3(1)B Other Traffic Control Labor

Section 1-10.3(1)B is supplemented with the following:

Off Duty Police

When construction activities occur at or near a signalized intersection, the Contractor shall provide an off-duty uniformed police officer to control the flow of traffic through the intersection. It is the Contractor's responsibility to coordinate the scheduling of the Uniformed Police Officer (UPO).

1-10.4 Measurement

(May 16, 2006 COK GSP)

1-10.4(2) Item Bids with Lump Sum for Incidentals

Section 1-10.4(2) is supplemented with the following:

"Off-duty Uniformed Police Officer" will be by measured per hour for each hour the off-duty uniformed police officer is performing work to control the flow of traffic through signalized intersections affected by Contractor work.

1-10.5 Payment

(January 23, 2006 APWA GSP)

1-10.5(1) Lump Sum Bid for Project (No Unit Items)

Revise the pay item name to read:

"Project Temporary Traffic Control, min. Bid \$2,500.00, lump sum.

(May 16, 2006 COK GSP)

1-10.5(2) Item Bids with Lump Sum for Incidentals

Section 1-10.5(2) is supplemented with the following:

"Off-duty Uniformed Police Officer", per hour.

The unit contract price per hour for "Off-duty Uniformed Police Officer" shall be full pay for the work described herein. No additional compensation will be made for hours of work on holidays, weekends, or overtime.

(May 16, 2006 COK GSP)

1-10.5(3) Reinstating Unit Items with Lump Sum Traffic Control

Supplement this Section with the following:

"Off-duty Uniformed Police Officer", per hour.

The unit Contract price per hour for "Off-duty Uniformed Police Officer" shall be full pay for the work described herein. No additional compensation will be made for hours of work on holidays, weekends, or overtime.

The quantity for "Off-duty Uniformed Police Officer" is not subject to the provisions of Section 1-04.6 of the Standard Specifications.

"Project Temporary Traffic Control", lump sum.

Costs for layout, installation, removal, and transport of project signage shall be included with the Contract lump sum price for "Project Temporary Traffic Control." This Bid item shall also constitute full compensation for all labor, tools, equipment, and materials necessary and incidental to maintaining temporary driving surface as required by Section 1-07.23(1), traffic and pedestrian control as required throughout the project duration in compliance with the MUTCD including, but not limited to, reflective signage, barricades, lights, traffic cones, and temporary pavement markings. Providing a minimum of two (2) flaggers and one (1) Traffic Control Supervisor during all periods of construction activities shall be included in the lump sum Bid item "Project Temporary Traffic Control".

Providing, operating, and maintaining two (2) Portable Changeable Message Signs from 7 calendar days prior to the start of construction and throughout the project duration shall be included in the lump sum Bid item "Project Temporary Traffic Control".

No separate payment will be made for preparation of the Traffic Control or Detour Plans. All costs for developing, updating, and implementing Traffic Control or Detour Plans shall be included in "Project Temporary Traffic Control".

No separate payment will be made for materials used to maintain temporary traffic that are not incorporated into the final improvements. Such materials shall be included in and considered incidental to "Project Temporary Traffic Control".

All costs for minimizing drop-offs and maintaining access to existing streets and driveways including, but not limited to, steel sheeting, and channelization devices, shall be included by the Contractor in the lump sum Bid price for "Project Temporary Traffic Control". No additional or separate compensation will be allowed.

The Lump Sum bid item for "Project Temporary Traffic Control" shall cover the cost to provide temporary traffic control for the for each and every working day (the entire contract duration) allowed as defined in Section 1-08.5 of these Special Provisions. The total allowable working days defined for this contract includes sufficient time to complete all work associated with items paid as "Minor Change" and/or as other Force Account items. Should the Contractor complete the work in fewer working days than allowed the Contract Lump Sum item will be paid in full and shall be consider an incentive to the Contractor for early completion.

For additional working days approved via a change order for work that is not identified to be paid by force account, the daily cost for Project Temporary Traffic Control shall be determined by dividing the lump sum Contract price for "Project Temporary Traffic Control" by the original allowed contract working days as defined in Section 1-08.5 of these Special Provisions.

END OF DIVISION 1

DIVISION 8 – MISCELLANEOUS CONSTRUCTION

8-22 PAVEMENT MARKING

(COK GSP)

8-22.1 Description

The work to be performed under these specifications includes, but is not limited to, installation of paint striping, raised pavement markers, plastic crosswalk, stop lines, lane marking symbols, as well as removal of worn paint and plastic markings, any and all temporary pavement markings, in accordance with the Plans, City of Kirkland Pre-Approved Plans, and these Specifications, at locations shown on the Plans or as directed by the Engineer. Pavement markings are defined as follows:

8-22.2 Materials

8-22.2(1) 4-in, Skip Centerline, Edge Line, Lane Line

A BROKEN YELLOW (paint or thermoplastic) line, 4 inches wide, used as a center line delineation. The broken or “skip” pattern shall be based on a 40-foot unit consisting of 10-foot line and a 30-foot gap.

A BROKEN WHITE (paint or thermoplastic) line, 4 inches wide, used to delineate adjacent lanes traveling in the same direction. The broken or “skip” pattern shall be based on a 40-foot unit consisting of 10-foot line and a 30-foot gap.

A SOLID WHITE (paint or thermoplastic) line, 4 inches wide, used on the edges of the traveled way.

8-22.2(1) A Payment

Measurement of the 4-in, Skip Centerline, Edge Line, Land Line shall be per linear foot.

The measurement will be based on the travel distance required of a marking system capable of simultaneous application of three 4-inch lines with two 4-inch spaces. No deduction will be made for unpainted areas when the marking includes a skip line such as skip center stripe or lane stripe.

The unit contract price per linear foot for 4-IN, SKIP CENTER LINE, EDGE LINE, LANE LINE shall be full compensation for furnishing all material, labor, tools, and equipment necessary for or incidental to the completion of the work as specified.

8-22.2(2) 4-in, Double Yellow Centerline, Two-Way Left-Turn lane line

Two SOLID YELLOW (paint or thermoplastic) lines, each 4 inches wide, separated by a 4-inch space.

A SOLID YELLOW (paint or thermoplastic) line, 4 inches wide, with a BROKEN YELLOW line, 4 inches wide, separated by a four-inch space. The broken or “skip” pattern will be based on a 40-foot unit consisting of a 10-foot line and a 30-foot space. The solid line shall be installed to the right of the broken line in the direction of travel.

A WHITE marking conforming to details in the Contract and CK-R.30.

8-22.2(2) A Payment

Measurement shall be per linear foot.

The measurement will be based on the travel distance required of a marking system capable of simultaneous application of three 4-inch lines with two 4-inch spaces. No deduction will be made for unpainted area when the marking includes a skip line such as skip center stripe, lane stripe, and two-way left-turn stripe. No addition will be allowed when more than one line can be installed on a single pass such as double yellow center stripe or two-way left-turn stripe.

The unit contract price per linear foot for 4-IN, DOUBLE YELLOW CENTER LINE, TWO WAY LEFT TURN LANE shall be full compensation for furnishing all material, labor, tools, and equipment necessary for or incidental to the completion of the work as specified.

8-22.2(3) 6-in, Wide Line, Skip Wide Line, Bicycle Lane Stripe

A SOLID WHITE (paint or thermoplastic) line, 6 inches wide, used to separate vehicular travel lanes from bicycle travel lanes.

A BROKEN WHITE (paint or thermoplastic) line, 6 inches wide, shall be used at transit stops and other locations where vehicular traffic crosses the bicycle lane.

8-22.2(3) A Payment

Measurement of the 6-in Wide Line, Skip Wide Line, Bicycle Lane Stripe shall be per linear foot.

No deduction will be made for unpainted area when the marking includes a skip line. The unit contract price per linear foot for 6-IN, WIDE LINE, SKIP WIDE LINE, PAINTED BICYCLE LANE shall be full compensation for furnishing all material, labor, tools, and equipment necessary for or incidental to the completion of the work as specified.

8-22.2(4) 8-in, Wide Line

A SOLID WHITE (paint or thermoplastic) line, 8 inches wide, used to separate turning movements from through movements at intersections.

8-22.2(4) A Payment

Measurement of 8-in Wide Line shall be per linear foot.

The unit contract price per linear foot for 8-IN, WIDE LINE shall be full compensation for furnishing all material, labor, tools, and equipment necessary for or incidental to the completion of the work as specified.

8-22.2(5) Thermoplastic Crosswalk Line

Transverse To Direction of Travel – Two SOLID WHITE lines, each 12 inches wide, installed perpendicular to roadway centerline and parallel to each other with an 8-foot space between the lines.

Parallel To Direction of Travel – SOLID WHITE bars, each 24 inches wide and 10 feet long, placed parallel to roadway centerline and parallel to each other at 4-foot to 6-foot spacing on center as directed by Engineer and conforming to CK-R.28.

8-22.2(5) A Payment

Measurement of THERMOPLASTIC CROSSWALK LINE shall be per square foot.

The unit contract price per square foot for PLASTIC CROSSWALK LINE shall be full compensation for furnishing all material, labor, tools, and equipment necessary for the completion of work as per City of Kirkland Standard Plans.

8-22.2(6) Thermoplastic Stop Bar

A SOLID WHITE line, 18 inches wide, conforming to details in the Contract and CK-R.28.

8-22.2(6) A Payment

Measurement of 18-IN, PLASTIC STOP LINE, 18-IN shall be per square foot.

The unit contract price per square foot for 18-IN, PLASTIC STOP LINE shall be full compensation for furnishing all material, labor, tools, and equipment necessary for the completion of work as per City of Kirkland Standard Plans.

8-22.2(7) 4-in Painted Parking Stall Stripe

A SOLID WHITE line, 4 inches wide, used to delineate parking stalls in parking areas listed in the contract documents. Parking Stall Stripe will also be used for 4 inch hatching.

8-22.2(7) A Payment

Measurement of 4-IN, PAINTED STALL STRIPE shall be per linear foot.

The unit contract price per linear foot for 4-IN, PAINTED STALL STRIPE shall be full compensation for furnishing all material, labor, tools, and equipment necessary or incidental to the completion of the work as specified.

8-22.2(8) Access Parking Space Symbol

A WHITE (paint or thermoplastic) marking conforming to details of CK-R.33 that is used to design restricted parking access.

8-22.2(8) A Payment

Measurement of ACCESS PARKING SPACE SYMBOL shall be per each.

The unit contract price per each for ACCESS PARKING SPACE SYMBOL shall be full compensation for furnishing all material, labor, tools, and equipment necessary for the completion of work as per City of Kirkland Standard Plans.

8-22.2(9) Bicycle Lane Symbol, Yield Symbol

A WHITE (paint or thermoplastic) marking conforming to details of CK-R.34 that is used to designate the bicycle lane.

8-22.2(9) A Payment

Measurement of BICYCLE LANE SYMBOL, YIELD SYMBOL shall be per each symbol.

The unit contract price per each BICYCLE LANE SYMBOL, YIELD SYMBOL shall be full compensation for furnishing all material, labor, tools, and equipment necessary for the completion of work as specified.

8-22.2(10) Traffic Arrow, Painted Bicycle Lane

A WHITE (paint or thermoplastic) marking conforming to details of CK-R.34 that is used to designate direction of travel in the bicycle lane.

8-22.2(10) A Payment

Measurement of TRAFFIC ARROW shall be per each.

The unit contract price per each for TRAFFIC ARROW shall be full compensation for furnishing all material, labor, tools, and equipment necessary for the completion of work as per City of Kirkland Standard Plans.

8-22.2(11) 8-ft Traffic Letter

A WHITE marking (paint or thermoplastic) conforming to the FHWA publication Standard Alphabet for Highway Signs and Pavement Markings for proportion. With the exception of the traffic letters forming parts of the Railroad Crossing Symbol and where otherwise noted in the Contract, all Traffic Letters shall be 8 feet high.

8-22.2(11) A Payment

Measurement of 8-FT TRAFFIC LETTER shall be per each stencil.

The unit contract price per each for 8-FT TRAFFIC LETTER shall be full compensation for furnishing all material, labor, tools, and equipment necessary for the completion of work as specified.

8-22.2(12) Speed Legend Bars

A WHITE marking (paint or plastic) conforming to details in the Contract and City of Kirkland Standard CK-R.38.

8-22.2(12) A Payment

Measurement of SPEED LEGEND BAR shall be per square foot.

The unit contract price per square foot for SPEED LEGEND BAR shall be full compensation for furnishing all material, labor, tools, and equipment necessary for the completion of work as per City of Kirkland Standard Plans.

8-22.2(13) Raised Pavement Marker (RPM) Stripe, Double Yellow Center

Two YELLOW lines of Raised Pavement Markers, Type 1 and Type 2, conforming to details of CK-R.31.

Type 1 and Type 2 RPMs shall be installed to replace missing or damaged markers as directed by the Engineer.

8-22.2(13) A Payment

Measurement of RAISED PAVEMENT MARKER, TYPE 1 and Type 2 shall be per each.

The unit contract price per hundred for RAISED PAVEMENT MARKER, TYPE 1 AND TYPE 2 shall be full compensation for furnishing all material, labor, tools, and equipment necessary for or incidental to the completion of the work as specified.

8-22.3 CONSTRUCTION REQUIREMENTS

(COK GSP)

8-22.3(2) PREPARATION OF ROADWAY SURFACES

The contractor is responsible for ensuring that the area to be striped is free from debris prior to striping.

(COK GSP)

8-22.3(3) MARKING Application

When the paint marking is to be applied to a newly paved surface *or* when the paint marking is not applied over an existing paint marking, two applications of paint will be required. The time period between applications shall be per the 2021 WSDOT Standard Specification.

(COK GSP)

8-22.3(6) Removal of Pavement Markings and Raised Pavement Markers

Pavement markings and raised pavement markers shall be removed by means of grinding, high-pressure water (hydroblasting), shotblasting, sandblasting, or other method approved by Engineer. Contractor shall use all reasonable means necessary to minimize air and noise pollution and to ensure that all material including shot, sand, paint, plastic, and asphalt is contained within work area.

NO MATERIAL ASSOCIATED WITH PAVEMENT MARKING OR RAISED PAVEMENT MARKER REMOVAL SHALL BE ALLOWED TO ENTER THE PUBLIC STORM DRAINAGE SYSTEM.

(COK GSP)

8-22.4 MEASUREMENT

All measurement for payment will be done by the Engineer using generally accepted field survey methods. The methods of measurement of the quantities for payment shall be in accordance with the Standard Specifications except where noted in the Bid Items section of this document.

(April 2014, COK GSP)

All measurement for payment of removal of pavement markings and raised pavement markers shall use the same measurement methods used for the application of pavement markings and raised pavement markers.

END DIVISION 8

DIVISION 9 - MATERIALS

9-34 PAVEMENT MARKING MATERIAL

(COK GSP)

9-34.2(4) PAINT

Paint shall comply with the specifications for **low VOC solvent based paint**.

(COK GSP)

9-34.3 PLASTIC

Plastic pavement marking materials shall comply with the specifications for: Type A -
Liquid hot applied thermoplastic

END DIVISION 9

PREVAILING WAGE RATES



City of Kirkland

PREVAILING WAGE RATES

Prevailing wage rates can be found at:

www.lni.wa.gov/tradeslicensing/prevwage/wagerates

Use June 2, 2021 rates

(published date – use BID date)

King County

A copy of the applicable wage rates is available for viewing in our office:

City Hall Annex
310 1st Street
Kirkland, WA 98033

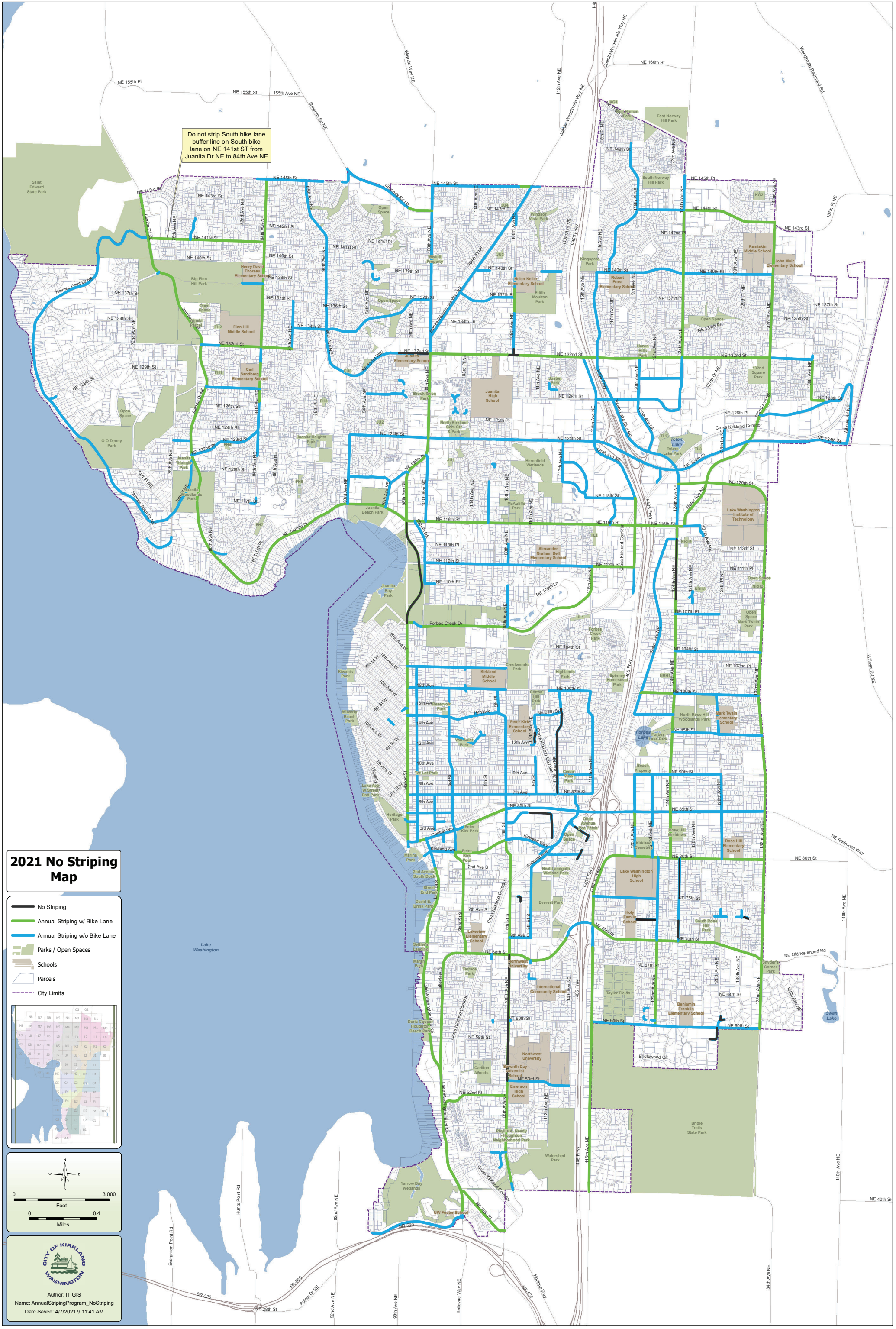
The City of Kirkland will mail a hard copy of the applicable wage rates upon request. Send your request to the Project Engineer, or
JVanderVaart@kirklandwa.gov.

APPENDIX A

SCHEDULE A – STRIPING LOCATION MAP

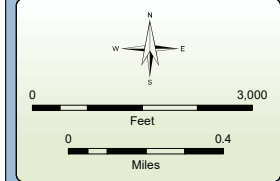
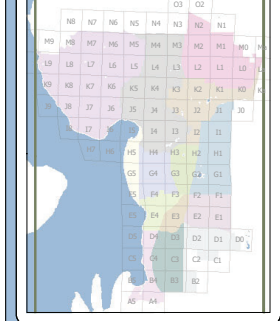



City of Kirkland



2021 No Striping Map

- No Striping
- Annual Striping w/ Bike Lane
- Annual Striping w/o Bike Lane
- Parks / Open Spaces
- Schools
- Parcels
- City Limits





Author: IT GIS
Name: AnnualStripingProgram_NoStriping
Date Saved: 4/7/2021 9:11:41 AM

APPENDIX B

SCHEDULE B – THERMOPLASTIC PLAN SHEETS



City of Kirkland

FINN HILL INTERSECTION PLANS



CITY OF KIRKLAND
DEPARTMENT OF PUBLIC WORKS
123 FIFTH AVENUE KIRKLAND, WA 98033
(425) 587-3800 www.kirklandwa.gov

S. GONSAR	9/2020
DESIGNED BY:	DATE
J. JENNINGS	9/2020
DRAWN BY:	DATE
CHECKED BY:	DATE

2021 PAVEMENT MARKING PROGRAM

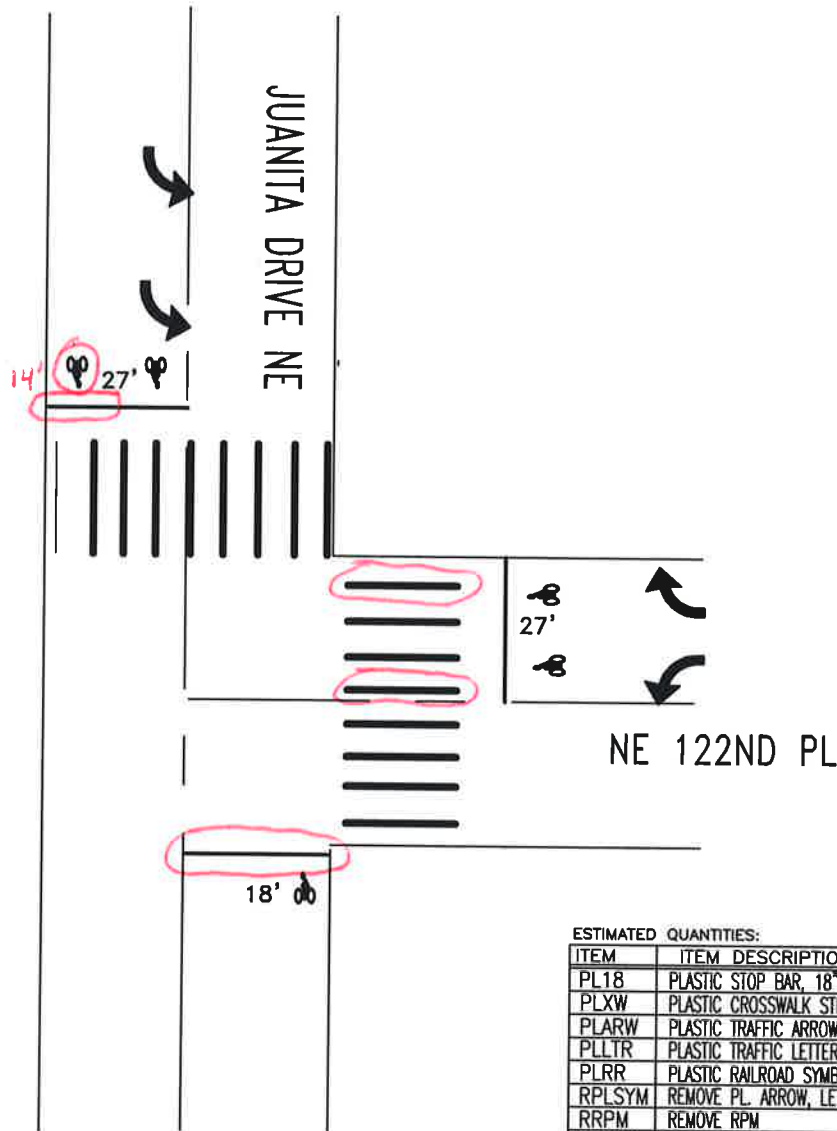
STREET:

CROSS STREET:

SEGMENT:

SCALE:
N.T.S.

FILENAME:
1-0



ESTIMATED QUANTITIES:

ITEM	ITEM DESCRIPTION	UNIT	INVENTORY	REPAIR QTY
PL18	PLASTIC STOP BAR, 18"	LF	72	32
PLXW	PLASTIC CROSSWALK STRIPE	SF	214	40
PLARW	PLASTIC TRAFFIC ARROW	EA	4	
PLLTR	PLASTIC TRAFFIC LETTER, 8 FT HIGH	EA		
PLRR	PLASTIC RAILROAD SYMBOL	EA		
RPLSYM	REMOVE PL. ARROW, LETTER, SYMBOL	EA		
RRPM	REMOVE RPM	EA		
RPLXW	REMOVE PLASTIC STRIPE	SF		
	PLASTIC BIKE DETECTION SYMBOL	EA	5	1



CITY OF KIRKLAND
DEPARTMENT OF PUBLIC WORKS
123 FIFTH AVENUE KIRKLAND, WA 98033
(425) 587-3800 www.kirklandwa.gov

S. GONSAR 4/2019
DESIGNED BY: DATE
J. JENNINGS 4/2019
DRAWN BY: DATE
CHECKED BY: DATE

20__ PAVEMENT MARKING PROGRAM
STREET: JUANITA DRIVE NE
CROSS STREET: NE 122ND PL

SEGMENT:
SCALE: N.T.S.
SHEET: PAGE 1-4

HOLMES PT DR

30'

14'

JUANITA DR NE

10'

10'

NE 120 ST



ESTIMATED QUANTITIES:

ITEM	ITEM DESCRIPTION	UNIT	INVENTORY	REPAIR QTY
PL18	PLASTIC STOP BAR, 18"	LF	90	14
PLXW	PLASTIC CROSSWALK STRIPE	SF	350	60
PLARW	PLASTIC TRAFFIC ARROW	EA	2	
PLLTR	PLASTIC TRAFFIC LETTER, 8 FT HIGH	EA		
PLRR	PLASTIC RAILROAD SYMBOL	EA		
RPLSYM	REMOVE PL. ARROW, LETTER, SYMBOL	EA		
RRPM	REMOVE RPM	EA		
RPLXW	REMOVE PLASTIC STRIPE	SF		
	PLASTIC BIKE DETECTION SYMBOL	EA	5	3
	6" WIDE PLASTIC LINE	LF	98	



CITY OF KIRKLAND

DEPARTMENT OF PUBLIC WORKS

123 FIFTH AVENUE KIRKLAND, WA 98033

(425) 587-3800 www.kirklandwa.gov

S. GONSAR 4/2019
DESIGNED BY: DATE

J. JENNINGS 4/2019
DRAWN BY: DATE

CHECKED BY: DATE

20__ PAVEMENT MARKING PROGRAM

STREET: JUANITA DRIVE NE

CROSS STREET: NE 120TH STREET

SEGMENT:

SCALE: N.T.S.

SHEET: PAGE 1-5

84 AVE NE



16'

10'

NE 132 ST

ESTIMATED QUANTITIES:

ITEM	ITEM DESCRIPTION	UNIT	INVENTORY	REPAIR QTY
PL18	PLASTIC STOP BAR, 18"	LF	26	
PLXW	PLASTIC CROSSWALK STRIPE	SF	490	120
PLARW	PLASTIC TRAFFIC ARROW	EA		
PLLTR	PLASTIC TRAFFIC LETTER, 8 FT HIGH	EA		
PLRR	PLASTIC RAILROAD SYMBOL	EA		
RPLSYM	REMOVE PL. ARROW, LETTER, SYMBOL	EA		
RRPM	REMOVE RPM	EA		
RPLXW	REMOVE PLASTIC STRIPE	SF		



CITY OF KIRKLAND

DEPARTMENT OF PUBLIC WORKS

123 FIFTH AVENUE KIRKLAND, WA 98033

(425) 587-3800 www.kirklandwa.gov

G. HORTILLOSA 2/2012
DESIGNED BY: DATE

J. JENNINGS 2/2012
DRAWN BY: DATE

CHECKED BY: DATE

20__ PAVEMENT MARKING PROGRAM

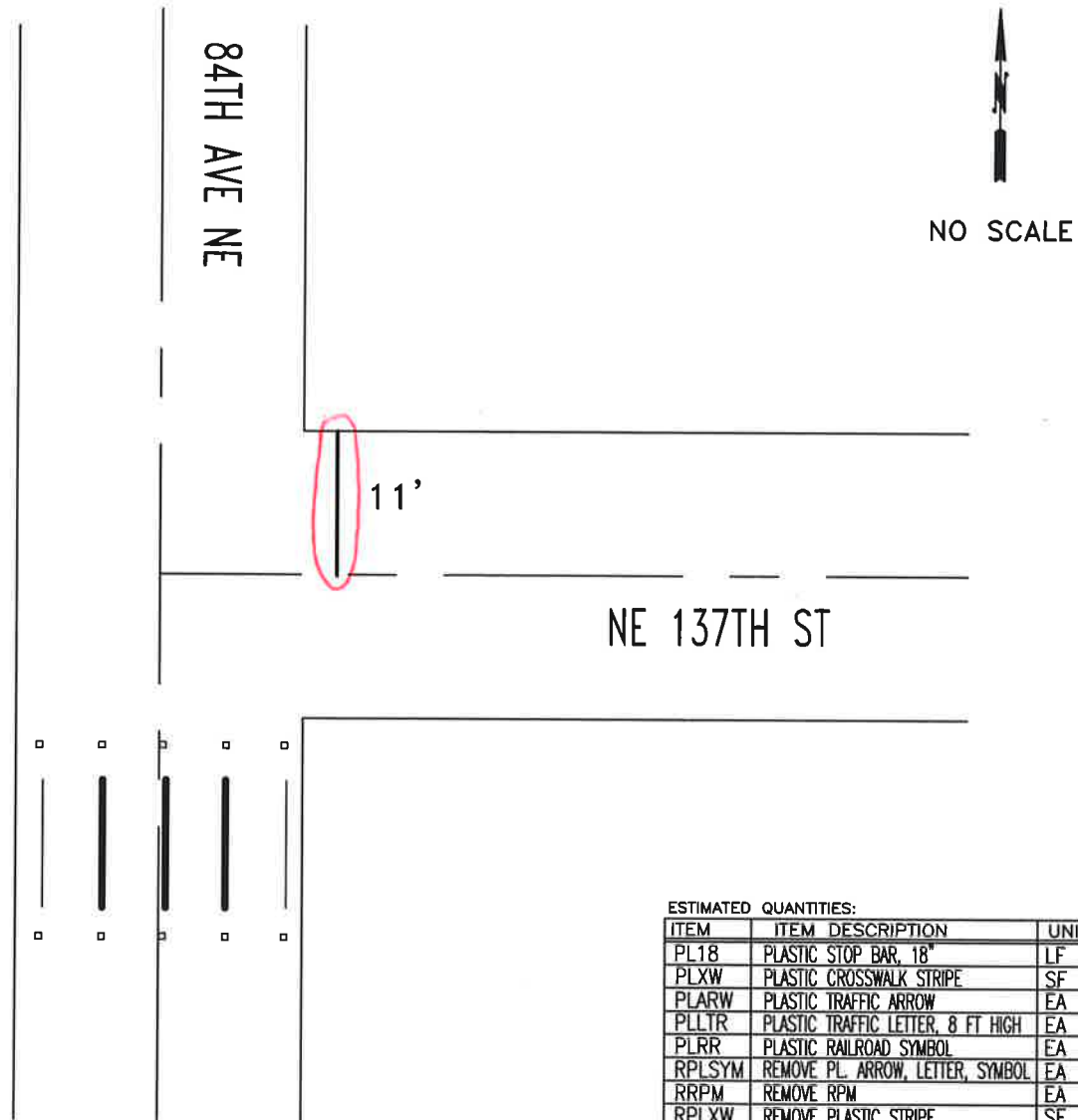
STREET: NE 132ND ST

CROSS STREET: 84 AVE NE

SEGMENT:

SCALE: N.T.S.

FILENAME: Page 1-11



NO SCALE

ESTIMATED QUANTITIES:

ITEM	ITEM DESCRIPTION	UNIT	INVENTORY	REPAIR QTY
PL18	PLASTIC STOP BAR, 18"	LF	11	11
PLXW	PLASTIC CROSSWALK STRIPE	SF	80	
PLARW	PLASTIC TRAFFIC ARROW	EA		
PLLTR	PLASTIC TRAFFIC LETTER, 8 FT HIGH	EA		
PLRR	PLASTIC RAILROAD SYMBOL	EA		
RPLSYM	REMOVE PL. ARROW, LETTER, SYMBOL	EA		
RRPM	REMOVE RPM	EA		
RPLXW	REMOVE PLASTIC STRIPE	SF		
	RAISED PAVEMENT MARKER TYPE 2	EA	10	



CITY OF KIRKLAND

DEPARTMENT OF PUBLIC WORKS
123 FIFTH AVENUE KIRKLAND, WA 98033
(425) 587-3800 www.kirklandwa.gov

G. HORTILLOSA 10/2013
DESIGNED BY: DATE

J. JENNINGS 10/2013
DRAWN BY: DATE

REVISED BY: DATE

20__ PAVEMENT MARKING PROGRAM

STREET: 84TH AVE NE

CROSS STREET: NE 137TH ST

SEGMENT:

SCALE:
N.T.S.

FILENAME:
Page 1--16

NE 141ST ST

84TH AVE NE

NE 141ST ST

NO SCALE

ESTIMATED QUANTITIES:

ITEM	ITEM DESCRIPTION	UNIT	INVENTORY	REPAIR QTY
PL18	PLASTIC STOP BAR, 18"	LF		
PLXW	PLASTIC CROSSWALK STRIPE	SF	410	40
PLARW	PLASTIC TRAFFIC ARROW	EA		
PLLTR	PLASTIC TRAFFIC LETTER, 8 FT HIGH	EA		
PLRR	PLASTIC RAILROAD SYMBOL	EA		
RPLSYM	REMOVE PL. ARROW, LETTER, SYMBOL	EA		
RRPM	REMOVE RPM	EA		
RPLXW	REMOVE PLASTIC STRIPE	SF		

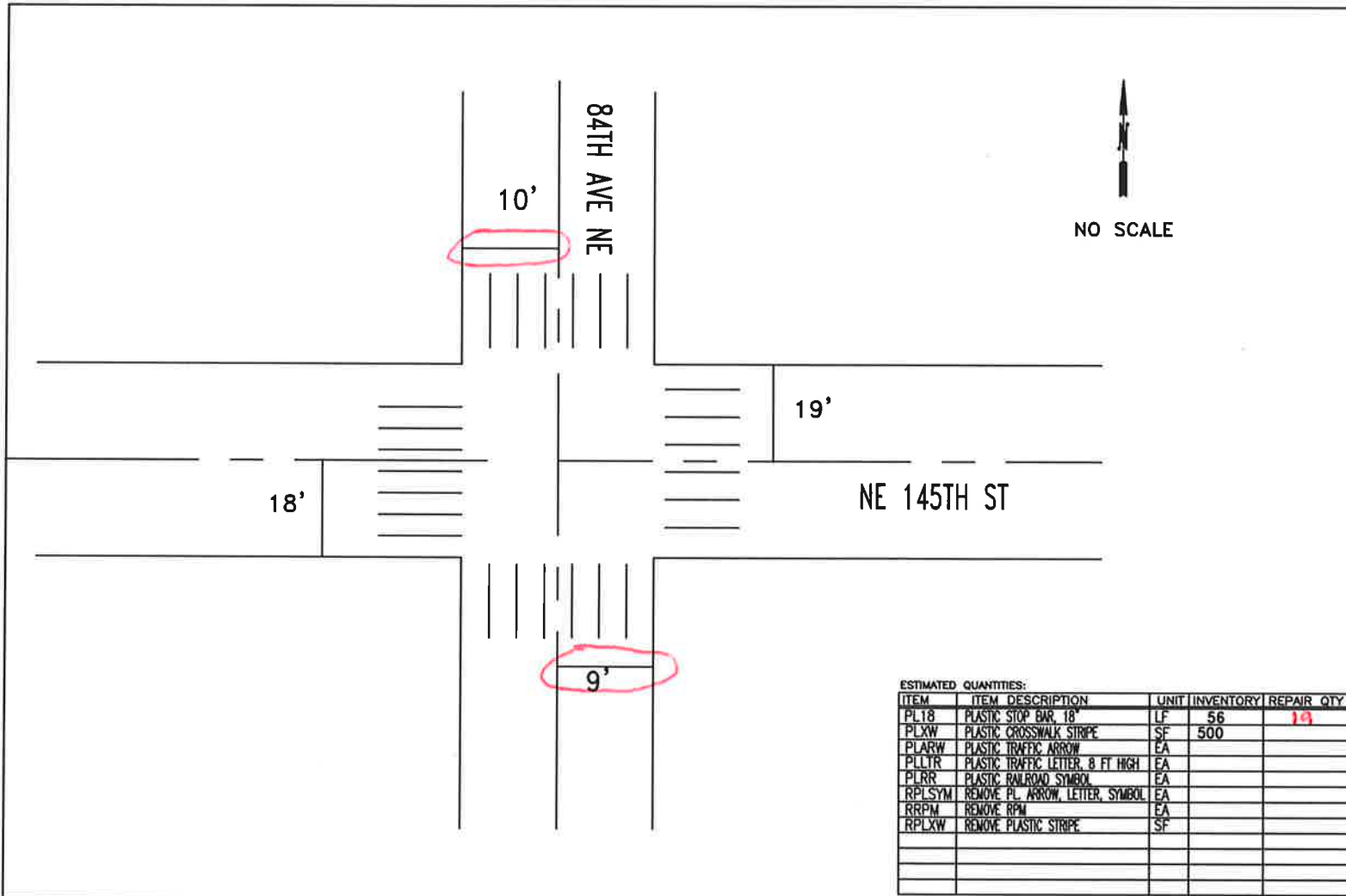


CITY OF KIRKLAND
DEPARTMENT OF PUBLIC WORKS
123 FIFTH AVENUE KIRKLAND, WA 98033
(425) 587-3800 www.kirklandwa.gov

A. KHANAL, PE 9/2014
DESIGNED BY: DATE
J. JENNINGS 9/2014
DRAWN BY: DATE
REVISED BY: DATE

20__ PAVEMENT MARKING PROGRAM
STREET: 84TH AVE NE
CROSS STREET: NE 141ST ST

SEGMENT:
SCALE: N.T.S.
FILENAME:
Page 1-18



ESTIMATED QUANTITIES:

ITEM	ITEM DESCRIPTION	UNIT	INVENTORY	REPAIR QTY
PL18	PLASTIC STOP BAR, 18"	LF	56	14
PLXW	PLASTIC CROSSWALK STRIPE	SF	500	
PLARW	PLASTIC TRAFFIC ARROW	EA		
PLLTR	PLASTIC TRAFFIC LETTER, 8 FT HIGH	EA		
PLRR	PLASTIC RAILROAD SYMBOL	EA		
RPLSYM	REMOVE PL. ARROW, LETTER, SYMBOL	EA		
RRPM	REMOVE RPM	EA		
RPLXW	REMOVE PLASTIC STRIPE	SF		



CITY OF KIRKLAND
 DEPARTMENT OF PUBLIC WORKS
 123 FIFTH AVENUE KIRKLAND, WA 98033
 (425) 587-3800 www.kirklandwa.gov

S. GONSAR 12/2020
 DESIGNED BY: DATE
 B. McVittie 12/2020
 DRAWN BY: DATE
 REVISED BY: DATE

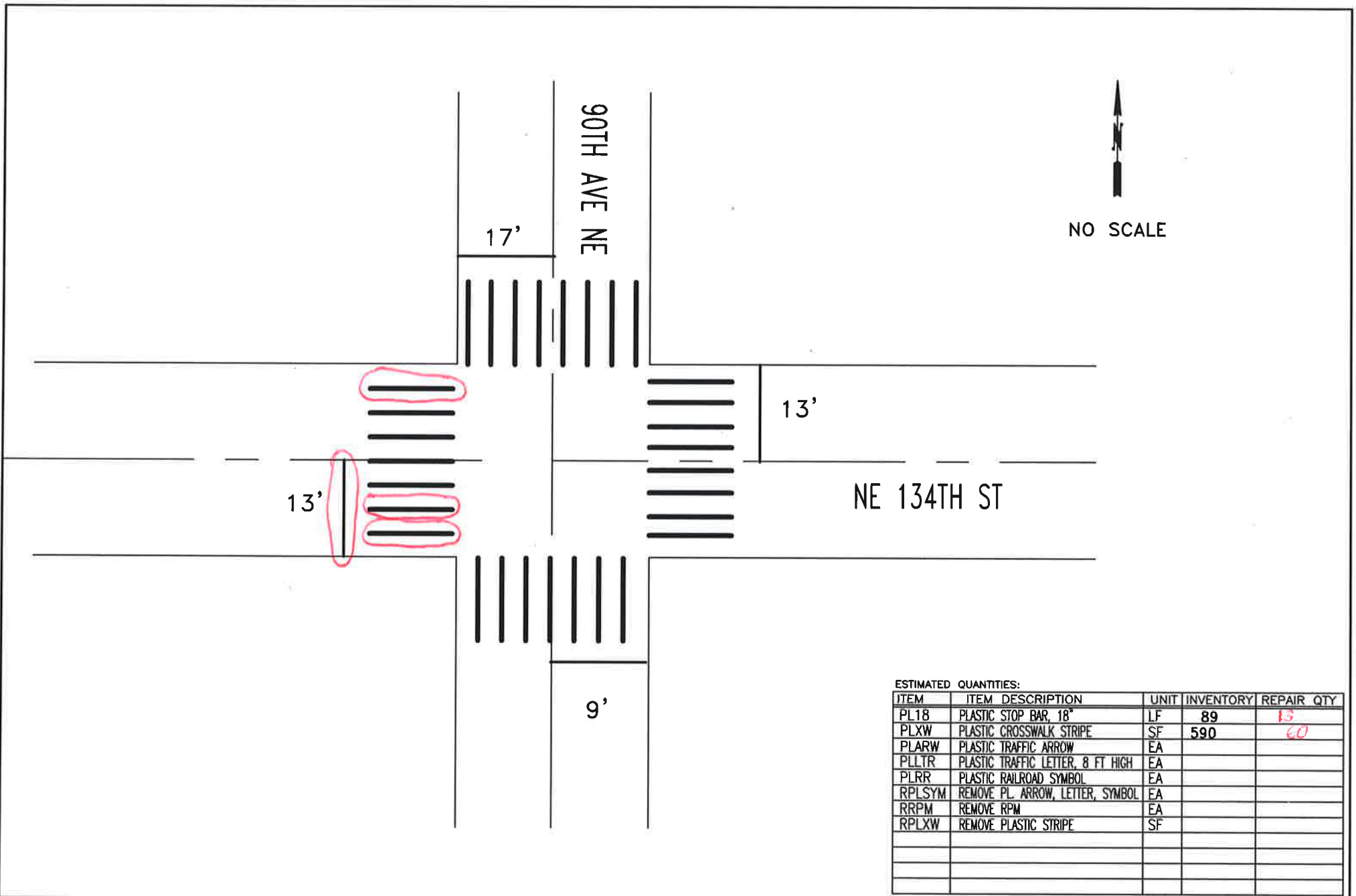
20__ PAVEMENT MARKING PROGRAM

STREET:
84TH AVE NE
 CROSS STREET:
NE 145TH ST

SEGMENT:

SCALE:
 N.T.S.

FILENAME:
 Page 1-19

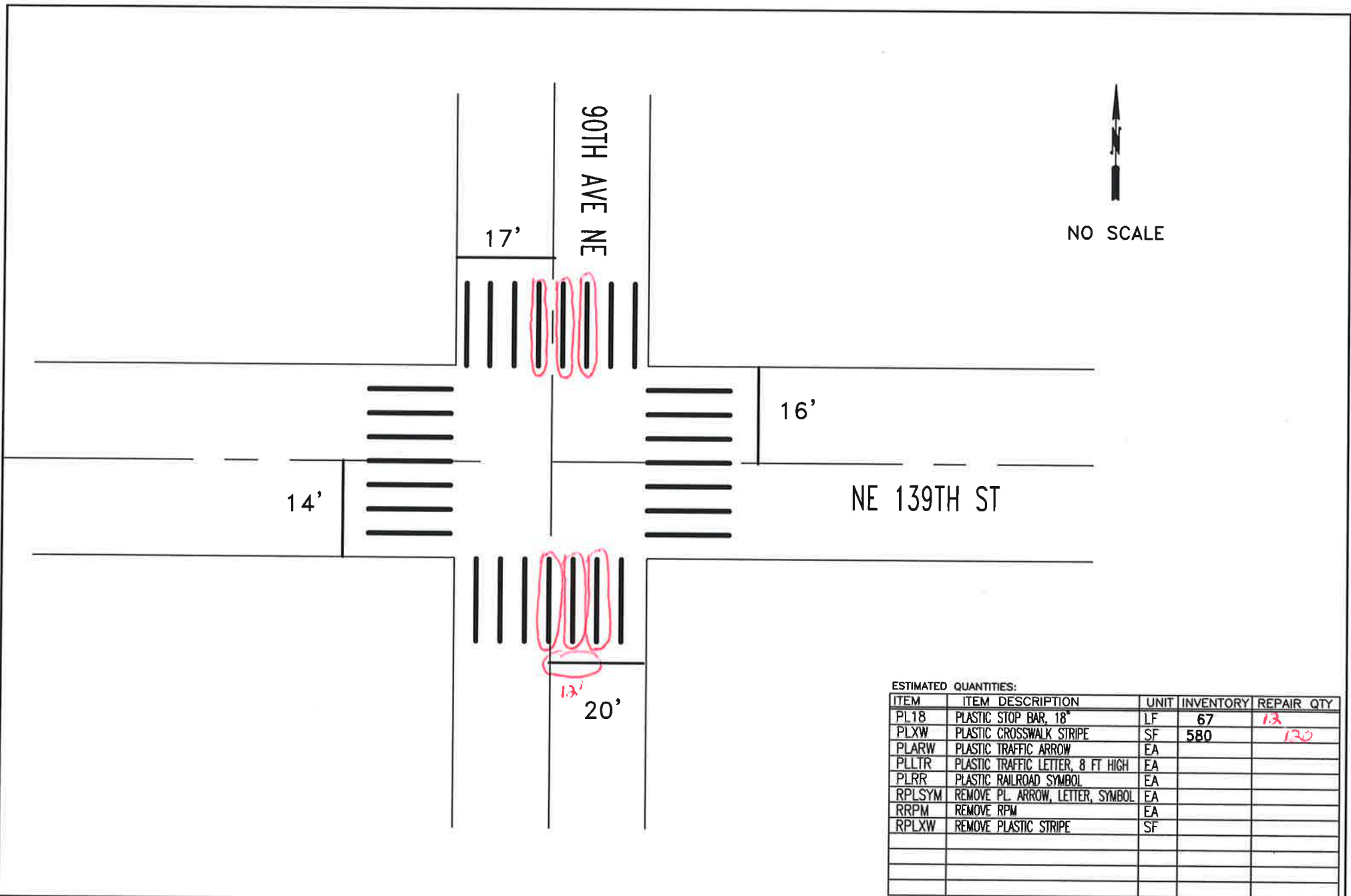


CITY OF KIRKLAND
 DEPARTMENT OF PUBLIC WORKS
 123 FIFTH AVENUE KIRKLAND, WA 98033
 (425) 587-3800 www.kirklandwa.gov

A. KHANAL, PE 9/2014
 DESIGNED BY: DATE
 J. JENNINGS 9/2014
 DRAWN BY: DATE
 REVISED BY: DATE

20__ PAVEMENT MARKING PROGRAM
 STREET: 90TH AVE NE
 CROSS STREET: NE 134TH ST

SEGMENT:
 SCALE: N.T.S.
 FILENAME: Page 1-22



ESTIMATED QUANTITIES:				
ITEM	ITEM DESCRIPTION	UNIT	INVENTORY	REPAIR QTY
PL18	PLASTIC STOP BAR, 18"	LF	67	12
PLXW	PLASTIC CROSSWALK STRIPE	SF	580	120
PLARW	PLASTIC TRAFFIC ARROW	EA		
PLLTR	PLASTIC TRAFFIC LETTER, 8 FT HIGH	EA		
PLRR	PLASTIC RAILROAD SYMBOL	EA		
RPLSYM	REMOVE PL. ARROW, LETTER, SYMBOL	EA		
RRPM	REMOVE RPM	EA		
RPLXW	REMOVE PLASTIC STRIPE	SF		



CITY OF KIRKLAND
DEPARTMENT OF PUBLIC WORKS
123 FIFTH AVENUE KIRKLAND, WA 98033
(425) 587-3800 www.kirklandwa.gov

A. KHANAL, PE 9/2014
DESIGNED BY: DATE
J. JENNINGS 9/2014
DRAWN BY: DATE
REVISED BY: DATE

20__ PAVEMENT MARKING PROGRAM
STREET: 90TH AVE NE
CROSS STREET: NE 139TH ST

SEGMENT:
SCALE: N.T.S.
FILENAME: Page 1-23

94TH AVE NE

NO SCALE

NE 136TH ST

ESTIMATED QUANTITIES:

ITEM	ITEM DESCRIPTION	UNIT	INVENTORY	REPAIR QTY
PL18	PLASTIC STOP BAR, 18"	LF		
PLXW	PLASTIC CROSSWALK STRIPE	SF	140	40
PLARW	PLASTIC TRAFFIC ARROW	EA		
PLLTR	PLASTIC TRAFFIC LETTER, 8 FT HIGH	EA		
PLRR	PLASTIC RAILROAD SYMBOL	EA		
RPLSYM	REMOVE PL. ARROW, LETTER, SYMBOL	EA		
RRPM	REMOVE RPM	EA		
RPLXW	REMOVE PLASTIC STRIPE	SF		



CITY OF KIRKLAND
 DEPARTMENT OF PUBLIC WORKS
 123 FIFTH AVENUE KIRKLAND, WA 98033
 (425) 587-3800 www.kirklandwa.gov


S. GONSAR 12/2020
DESIGNED BY: DATE
 B. McVittie 12/2020
DRAWN BY: DATE
 REVISED BY: DATE

20__ PAVEMENT MARKING PROGRAM
 STREET: 94TH AVE NE
 CROSS STREET: NE 136TH ST

SEGMENT:
 SCALE: N.T.S.
 FILENAME:
 Page 1-25

DENNY PARK

HOLMES POINT ROAD



ESTIMATED QUANTITIES:

ITEM	ITEM DESCRIPTION	UNIT	INVENTORY	REPAIR	QTY
PL18	PLASTIC STOP BAR, 18"	LF			
PLXW	PLASTIC CROSSWALK STRIPE	SF	80	30	
PLARW	PLASTIC TRAFFIC ARROW	EA			
PLLTR	PLASTIC TRAFFIC LETTER, 8 FT HIGH	EA			
PLRR	PLASTIC RAILROAD SYMBOL	EA			
RPLSYM	REMOVE PL. ARROW, LETTER, SYMBOL	EA			
RRPM	REMOVE RPM	EA			
RPLXW	REMOVE PLASTIC STRIPE	SF			



CITY OF KIRKLAND

DEPARTMENT OF PUBLIC WORKS
123 FIFTH AVENUE KIRKLAND, WA 98033
(425) 587-3800 www.kirklandwa.gov

L. KAWAOKA 3/2016
DESIGNED BY: DATE
J. JENNINGS 3/2016
DRAWN BY: DATE
CHECKED BY: DATE

20__ PAVEMENT MARKING PROGRAM

STREET: HOLMES POINT ROAD

CROSS STREET: 68TH AVE NE

SEGMENT:
SCALE: N.T.S.
FILENAME:
Page 1-39



Item No.	Item Description	Est Quantities	Unit
B6	Speed Cushion Marking	2	EA



Item No.	Item Description	Est Quantities	Unit
B6	Speed Cushion Marking	5	EA



Item No.	Item Description	Est Quantities	Unit
B5	Bike Lane Symbol & Sharrow Symbol	14	EA

NORTH JUANITA INTERSECTION PLANS



CITY OF KIRKLAND

DEPARTMENT OF PUBLIC WORKS

123 FIFTH AVENUE KIRKLAND, WA 98033

(425) 587-3800 www.kirklandwa.gov

S. GONSAR 9/2020
DESIGNED BY: DATE

J. JENNINGS 9/2020
DRAWN BY: DATE

CHECKED BY: DATE

2021 PAVEMENT MARKING PROGRAM

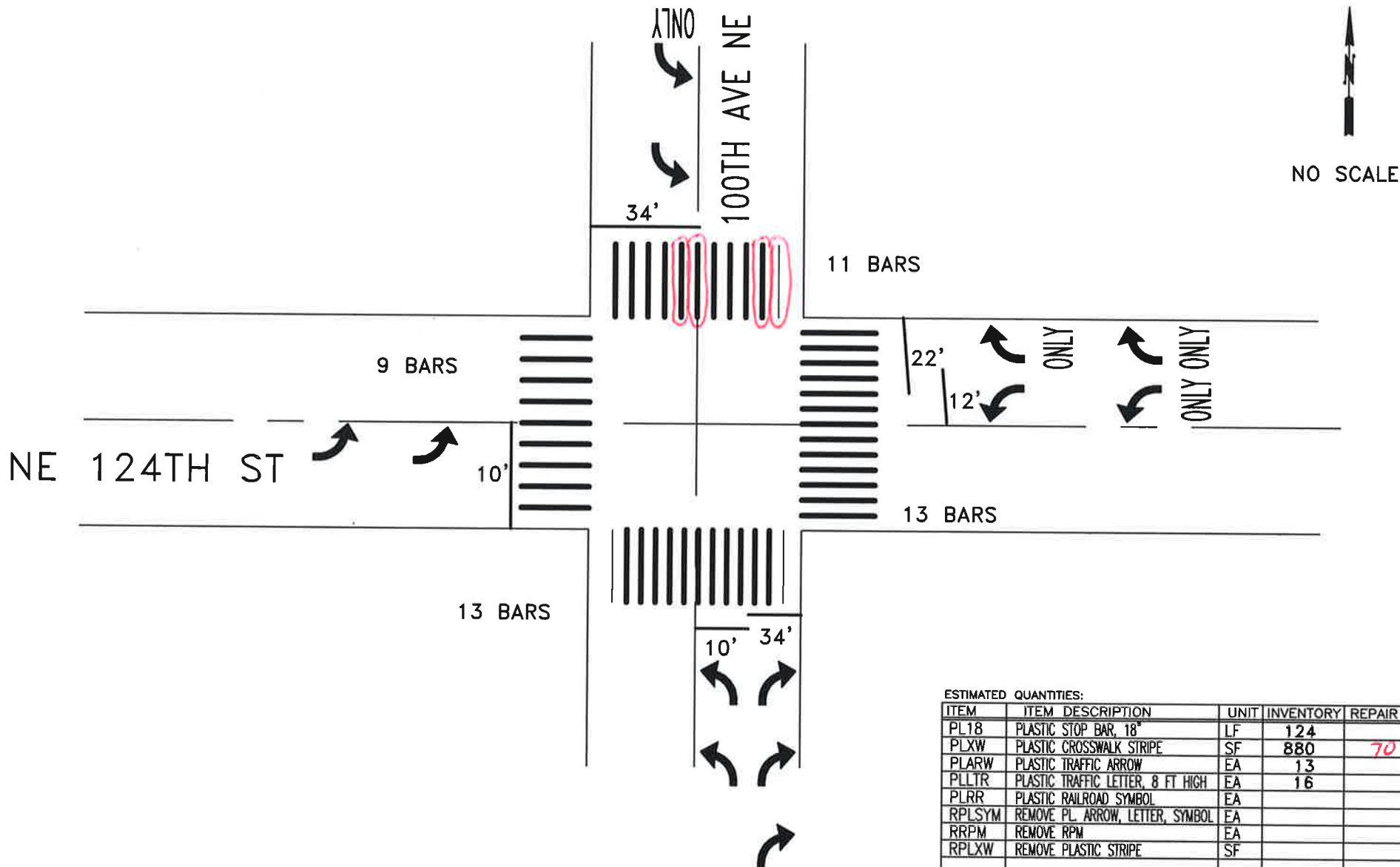
STREET:

CROSS STREET:

SEGMENT:

SCALE:
N.T.S.

FILENAME:
2-0



ESTIMATED QUANTITIES:

ITEM	ITEM DESCRIPTION	UNIT	INVENTORY	REPAIR QTY
PL18	PLASTIC STOP BAR, 18"	LF	124	
PLXW	PLASTIC CROSSWALK STRIPE	SF	880	70
PLARW	PLASTIC TRAFFIC ARROW	EA	13	
PLLTR	PLASTIC TRAFFIC LETTER, 8 FT HIGH	EA	16	
PLRR	PLASTIC RAILROAD SYMBOL	EA		
RPLSYM	REMOVE PL. ARROW, LETTER, SYMBOL	EA		
RRPM	REMOVE RPM	EA		
RPLXW	REMOVE PLASTIC STRIPE	SF		



CITY OF KIRKLAND
DEPARTMENT OF PUBLIC WORKS
123 FIFTH AVENUE KIRKLAND, WA 98033
(425) 587-3800 www.kirklandwa.gov

D.GRILLEY 1/2000
DESIGNED BY: DATE
J.JENNINGS 10/2009
DRAWN BY: DATE
CHECKED BY: DATE

20__ PAVEMENT MARKING PROGRAM

STREET: NE 124TH ST
CROSS STREET: 100TH AVE NE

SEGMENT: 3040-#130
SCALE: N.T.S.
FILENAME: Page 2-4

NE 124TH ST

107TH PL NE

7 BARS



7 BARS

107TH AVE NE

ESTIMATED QUANTITIES:

ITEM	ITEM DESCRIPTION	UNIT	INVENTORY	REPAIR QTY
PL18	PLASTIC STOP BAR, 18"	LF		
PLXW	PLASTIC CROSSWALK STRIPE	SF	280	80
PLARW	PLASTIC TRAFFIC ARROW	EA	2	
PLLTR	PLASTIC TRAFFIC LETTER, 8 FT HIGH	EA		
PLRR	PLASTIC RAILROAD SYMBOL	EA		
RPLSYM	REMOVE PL. ARROW, LETTER, SYMBOL	EA		
RRPM	REMOVE RPM	EA		
RPLXW	REMOVE PLASTIC STRIPE	SF		



CITY OF KIRKLAND

DEPARTMENT OF PUBLIC WORKS

123 FIFTH AVENUE KIRKLAND, WA 98033

(425) 587-3800 www.kirklandwa.gov

G. HORTILLOSA 10/2011
DESIGNED BY: DATE

J.JENNINGS 10/2011
DRAWN BY: DATE

CHECKED BY: DATE

20__ PAVEMENT MARKING PROGRAM

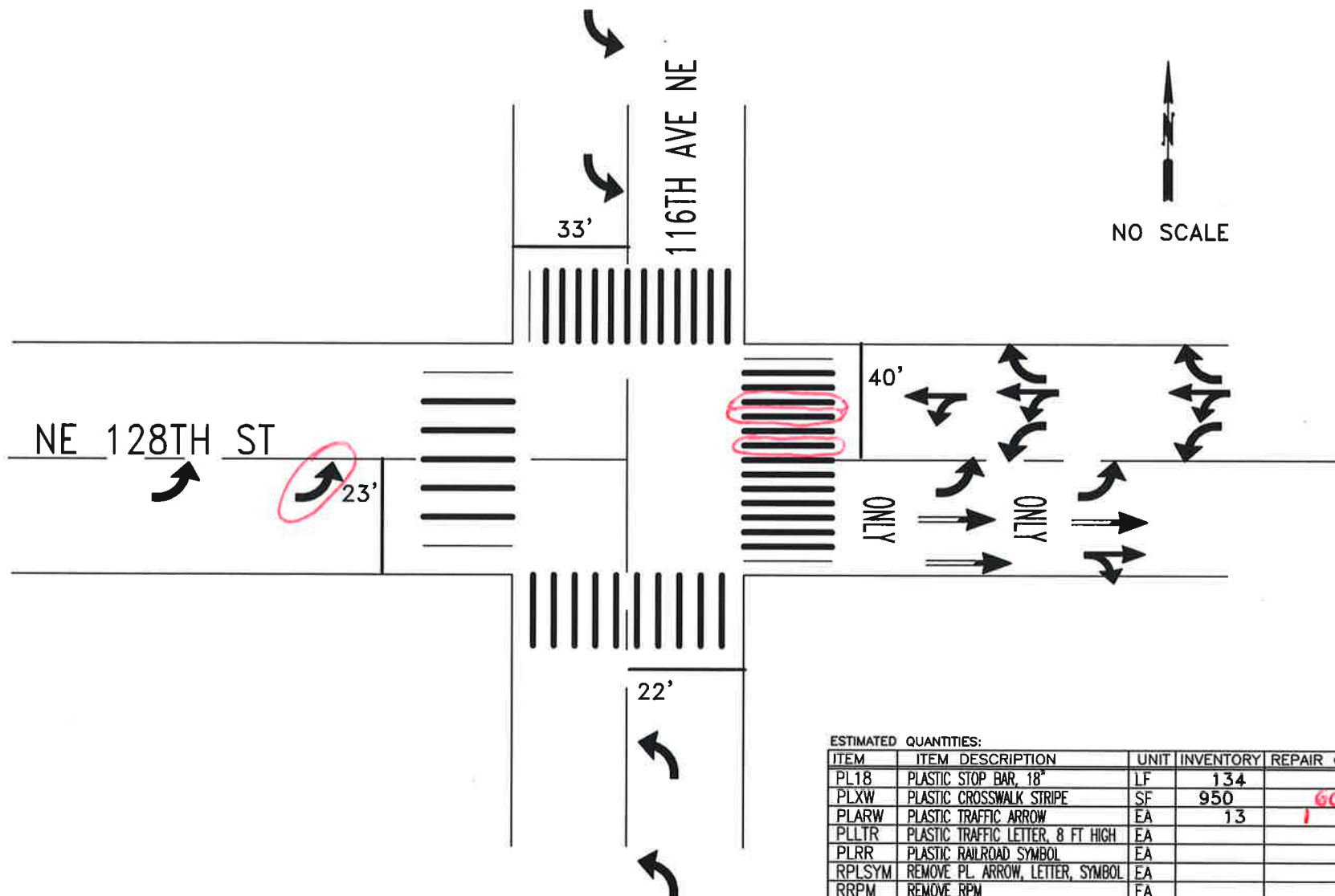
STREET: NE 124TH ST

CROSS STREET: 107TH AVE NE

SEGMENT:
3040-#80

SCALE:
N.T.S.

FILENAME:
Page 2-11



ESTIMATED QUANTITIES:

ITEM	ITEM DESCRIPTION	UNIT	INVENTORY	REPAIR QTY
PL18	PLASTIC STOP BAR, 18"	LF	134	
PLXW	PLASTIC CROSSWALK STRIPE	SF	950	60
PLARW	PLASTIC TRAFFIC ARROW	EA	13	1
PLLTR	PLASTIC TRAFFIC LETTER, 8 FT HIGH	EA		
PLRR	PLASTIC RAILROAD SYMBOL	EA		
RPLSYM	REMOVE PL. ARROW, LETTER, SYMBOL	EA		
RRPM	REMOVE RPM	EA		
RPLXW	REMOVE PLASTIC STRIPE	SF		



CITY OF KIRKLAND
DEPARTMENT OF PUBLIC WORKS
123 FIFTH AVENUE KIRKLAND, WA 98033
(425) 587-3800 www.kirklandwa.gov

G. HORTILLOSA 3/2010
DESIGNED BY: DATE
J. JENNINGS 3/2010
DRAWN BY: DATE
CHECKED BY: DATE

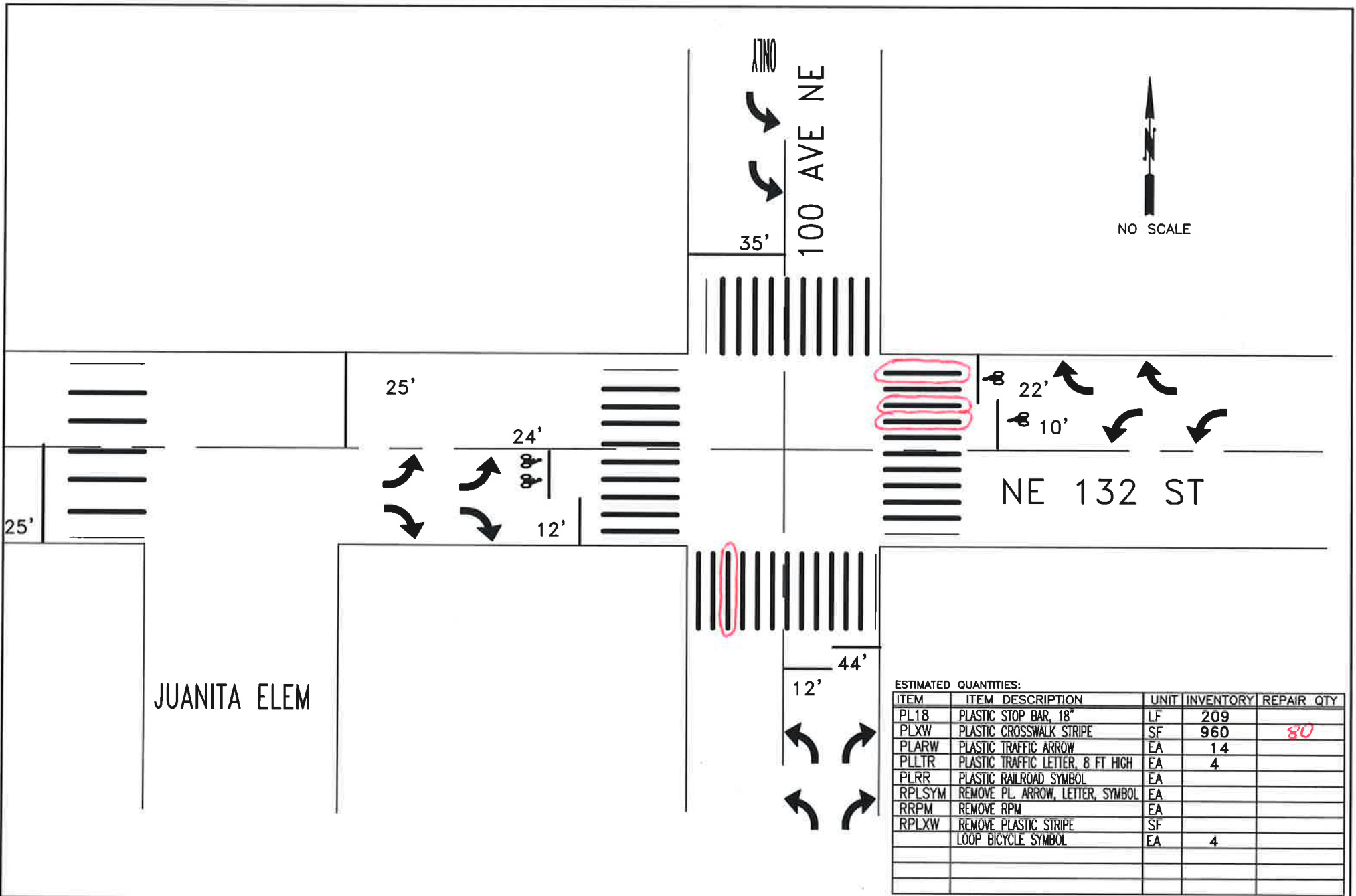
20__ PAVEMENT MARKING PROGRAM

STREET: NE 128TH ST
CROSS STREET: 116TH AVE NE

SEGMENT:

SCALE:
N.T.S.

FILENAME:
Page 2-20



CITY OF KIRKLAND
DEPARTMENT OF PUBLIC WORKS
123 FIFTH AVENUE KIRKLAND, WA 98033
(425) 587-3800 www.kirklandwa.gov

G. HORTILLOSA 2/2012
DESIGNED BY: DATE
J. JENNINGS 2/2012
DRAWN BY: DATE
CHECKED BY: DATE

20__ PAVEMENT MARKING PROGRAM
STREET: 100 AVE NE
CROSS STREET: NE 132ND STREET

SEGMENT:
SCALE: N.T.S.
FILENAME: Page 2-21

NE 145 STREET

10'

38'

100 AVE NE

28'

12'

26'

NO SCALE

ESTIMATED QUANTITIES:

ITEM	ITEM DESCRIPTION	UNIT	INVENTORY	REPAIR QTY
PL18	PLASTIC STOP BAR, 18"	LF	114	
PLXW	PLASTIC CROSSWALK STRIPE	SF	800	120
PLARW	PLASTIC TRAFFIC ARROW	EA	10	
PLLTR	PLASTIC TRAFFIC LETTER, 8 FT HIGH	EA		
PLRR	PLASTIC RAILROAD SYMBOL	EA		
RPLSYM	REMOVE PL. ARROW, LETTER, SYMBOL	EA		
RRPM	REMOVE RPM	EA		
RPLXW	REMOVE PLASTIC STRIPE	SF		

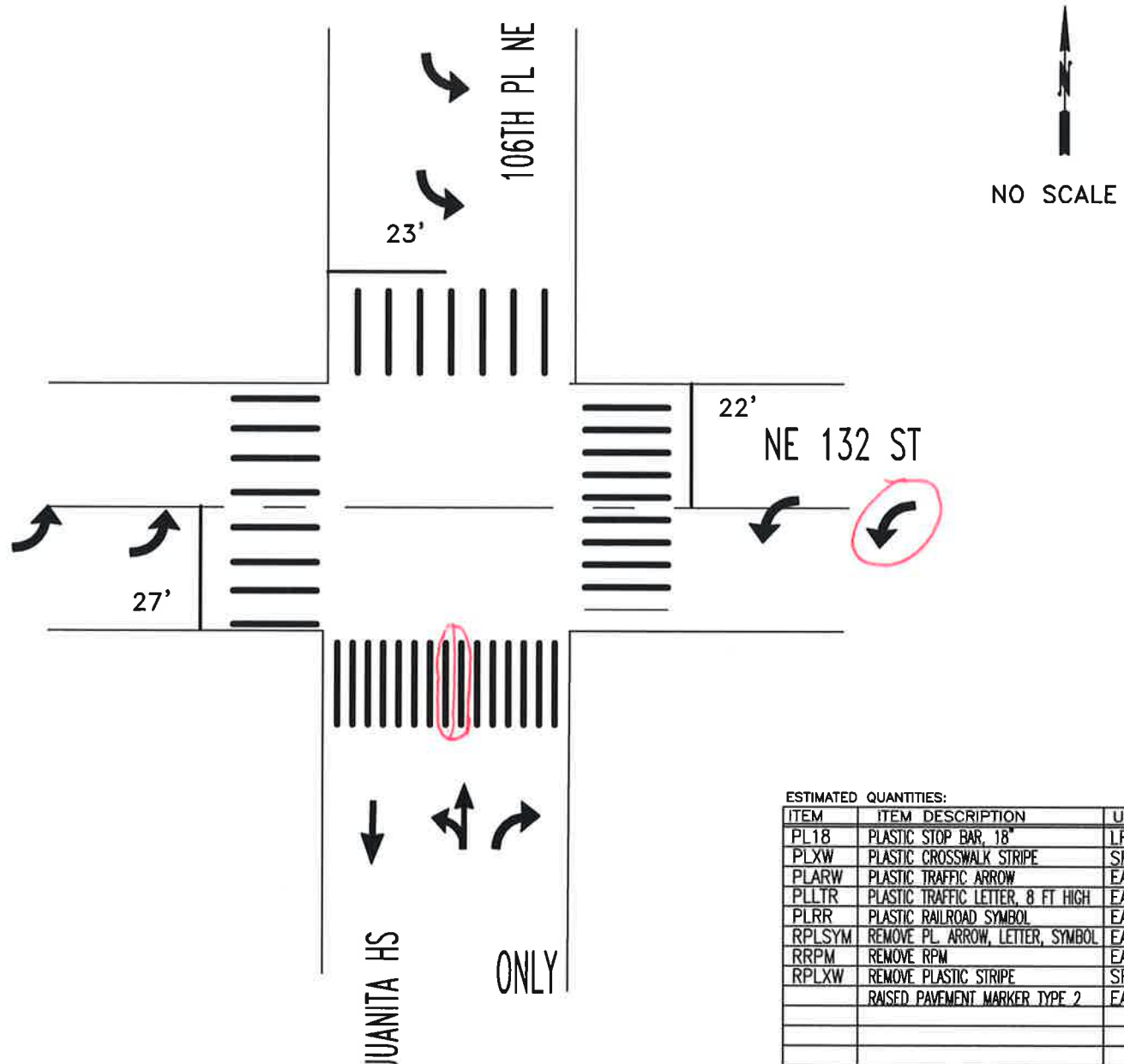


CITY OF KIRKLAND
DEPARTMENT OF PUBLIC WORKS
123 FIFTH AVENUE KIRKLAND, WA 98033
(425) 587-3800 www.kirklandwa.gov

G. HORTILLOSA 2/2012
DESIGNED BY: DATE
J.JENNINGS 2/2012
DRAWN BY: DATE
CHECKED BY: DATE

20__ PAVEMENT MARKING PROGRAM
STREET: 100 AVE NE
CROSS STREET: NE 145TH STREET

SEGMENT:
SCALE: N.T.S.
FILENAME: Page 2-23



ESTIMATED QUANTITIES:

ITEM	ITEM DESCRIPTION	UNIT	INVENTORY	REPAIR QTY
PL18	PLASTIC STOP BAR, 18"	LF	72	
PLXW	PLASTIC CROSSWALK STRIPE	SF	780	40
PLARW	PLASTIC TRAFFIC ARROW	EA	9	1
PLLTR	PLASTIC TRAFFIC LETTER, 8 FT HIGH	EA	4	
PLRR	PLASTIC RAILROAD SYMBOL	EA		
RPLSYM	REMOVE PL. ARROW, LETTER, SYMBOL	EA		
RRPM	REMOVE RPM	EA		
RPLXW	REMOVE PLASTIC STRIPE	SF		
	RAISED PAVEMENT MARKER TYPE 2	EA		



CITY OF KIRKLAND
 DEPARTMENT OF PUBLIC WORKS
 123 FIFTH AVENUE KIRKLAND, WA 98033
 (425) 587-3800 www.kirklandwa.gov

G. HORTILLOSA 2/2012
 DESIGNED BY: DATE
 J. JENNINGS 2/2012
 DRAWN BY: DATE
 CHECKED BY: DATE

20__ PAVEMENT MARKING PROGRAM
 STREET: NE 132 ST
 CROSS STREET: JUANITA HIGH SCHOOL

SEGMENT:
 SCALE: N.T.S.
 FILENAME: Page 2-33



ESTIMATED QUANTITIES:

ITEM	ITEM DESCRIPTION	UNIT	INVENTORY	REPAIR QTY
PL18	PLASTIC STOP BAR, 18"	LF		
PLXW	PLASTIC CROSSWALK STRIPE	SF	236	20
PLARW	PLASTIC TRAFFIC ARROW	EA	2	
PLLTR	PLASTIC TRAFFIC LETTER, 8 FT HIGH	EA		
PLRR	PLASTIC RAILROAD SYMBOL	EA		
RPLSYM	REMOVE PL. ARROW, LETTER, SYMBOL	EA		
RRPM	REMOVE RPM	EA		
RPLXW	REMOVE PLASTIC STRIPE	SF		



CITY OF KIRKLAND
DEPARTMENT OF PUBLIC WORKS
123 FIFTH AVENUE KIRKLAND, WA 98033
(425) 587-3800 www.kirklandwa.gov

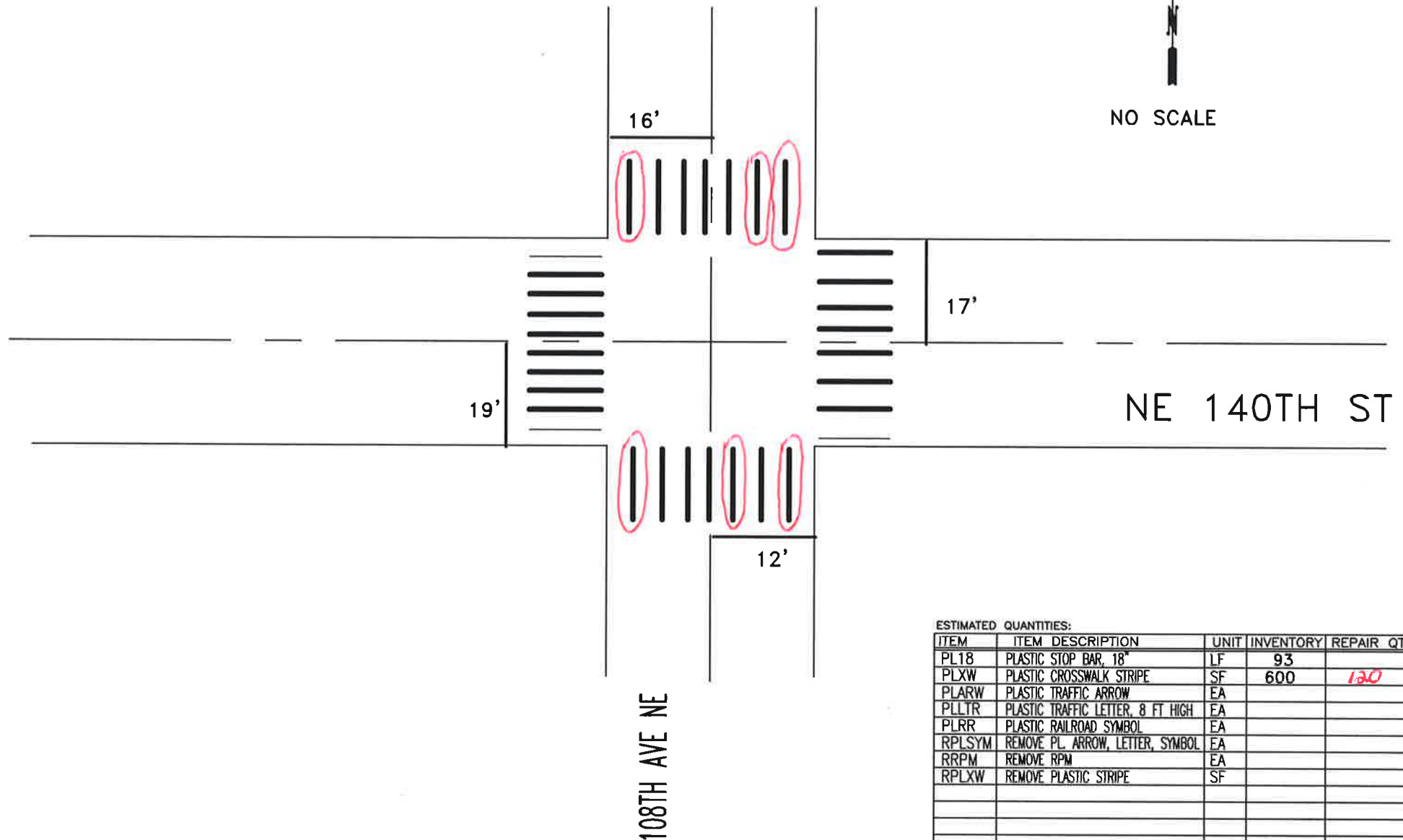
G. HORTILLOSA 2/2012
DESIGNED BY: DATE
J. JENNINGS 2/2012
DRAWN BY: DATE
CHECKED BY: DATE

20__ PAVEMENT MARKING PROGRAM
STREET: NE 132ND ST
CROSS STREET: 105 AVE NE

SEGMENT:
SCALE: N.T.S.
FILENAME:
Page 2-37



NO SCALE



ESTIMATED QUANTITIES:

ITEM	ITEM DESCRIPTION	UNIT	INVENTORY	REPAIR QTY
PL18	PLASTIC STOP BAR, 18"	LF	93	
PLXW	PLASTIC CROSSWALK STRIPE	SF	600	120
PLARW	PLASTIC TRAFFIC ARROW	EA		
PLLTR	PLASTIC TRAFFIC LETTER, 8 FT HIGH	EA		
PLRR	PLASTIC RAILROAD SYMBOL	EA		
RPLSYM	REMOVE PL. ARROW, LETTER, SYMBOL	EA		
RRPM	REMOVE RPM	EA		
RPLXW	REMOVE PLASTIC STRIPE	SF		



CITY OF KIRKLAND

DEPARTMENT OF PUBLIC WORKS

123 FIFTH AVENUE KIRKLAND, WA 98033

(425) 587-3800 www.kirklandwa.gov

P. HERBIG 5/2014
DESIGNED BY: DATE
J. JENNINGS 5/2014
DRAWN BY: DATE
CHECKED BY: DATE

20__ PAVEMENT MARKING PROGRAM

STREET: NE 140TH ST

CROSS STREET: 108TH AVE NE

SEGMENT:

SCALE: N.T.S.

FILENAME: Page 2-39



Item No.	Item Description	Est Quantities	Unit
B2	Crosswalk Line	140	SF



Item No.	Item Description	Est Quantities	Unit
B2	Crosswalk Line	120	SF




NO SCALE

NE 132ND ST

116TH AVE NE

NE 128TH STREET
PARK N RIDE



ESTIMATED QUANTITIES:

ITEM	ITEM DESCRIPTION	UNIT	INVENTORY	REPAIR QTY
PL18	PLASTIC STOP BAR, 18"	LF		
PLXW	PLASTIC CROSSWALK STRIPE	SF	440	20
PLARW	PLASTIC TRAFFIC ARROW	EA		
PLLTR	PLASTIC TRAFFIC LETTER, 8 FT HIGH	EA		
PLRR	PLASTIC RAILROAD SYMBOL	EA		
RPLSYM	REMOVE PL. ARROW, LETTER, SYMBOL	EA		
RRPM	REMOVE RPM	EA		
RPLXW	REMOVE PLASTIC STRIPE	SF		
	RAISED PAVEMENT MARKER TYPE 2	EA	10	



CITY OF KIRKLAND

DEPARTMENT OF PUBLIC WORKS
123 FIFTH AVENUE KIRKLAND, WA 98033
(425) 587-3800 www.kirklandwa.gov

L. KAWAOKA 3/2017
DESIGNED BY: DATE
J. JENNINGS 3/2017
DRAWN BY: DATE
CHECKED BY: DATE

20__ PAVEMENT MARKING PROGRAM

STREET: 116TH AVE NE

CROSS STREET: 128TH ST PARK N RIDE


SEGMENT:

SCALE: N.T.S.

FILENAME: 2-44



Item No.	Item Description	Est Quantities	Unit
B6	Speed Cushion Marking	3	EA

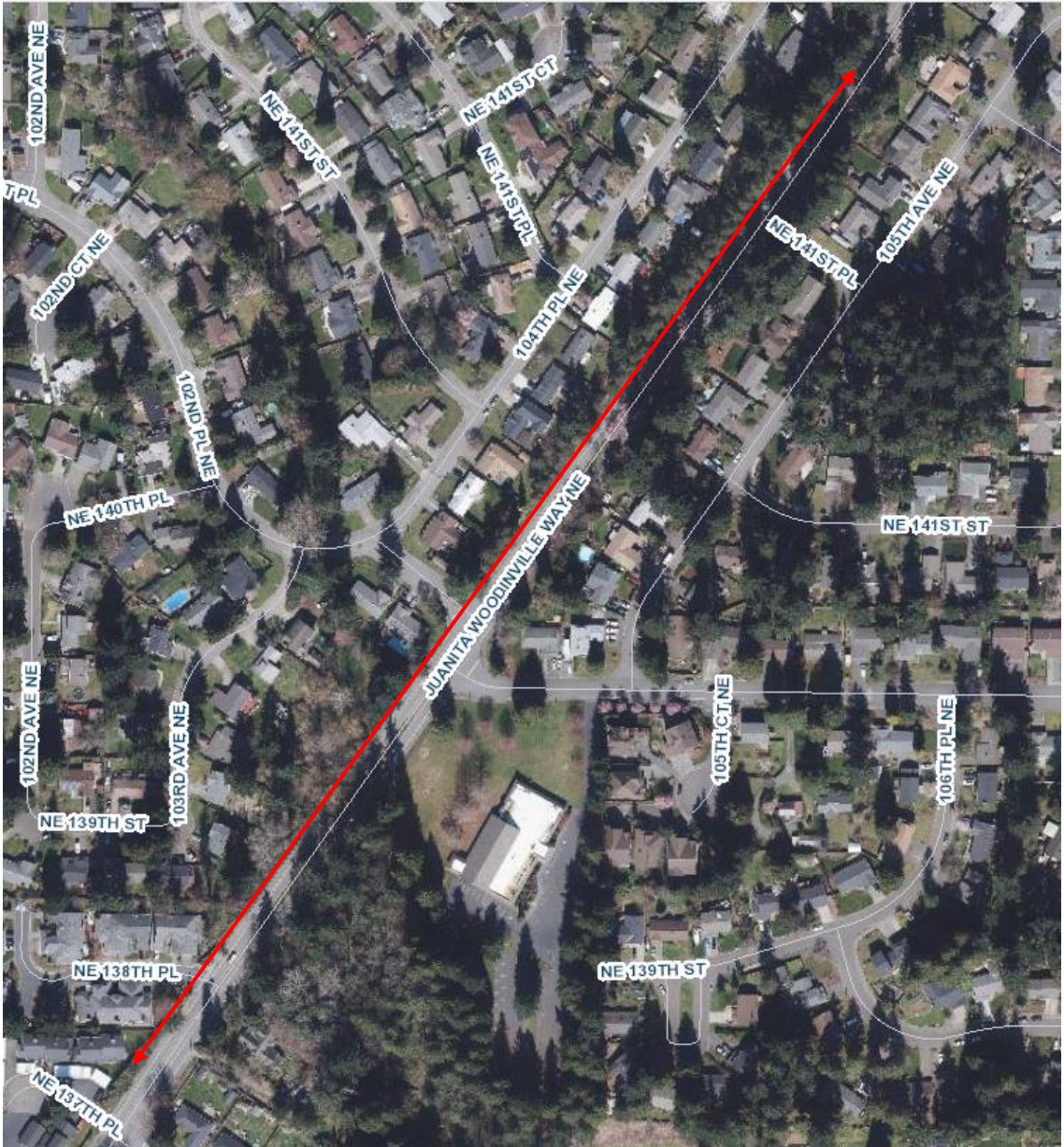
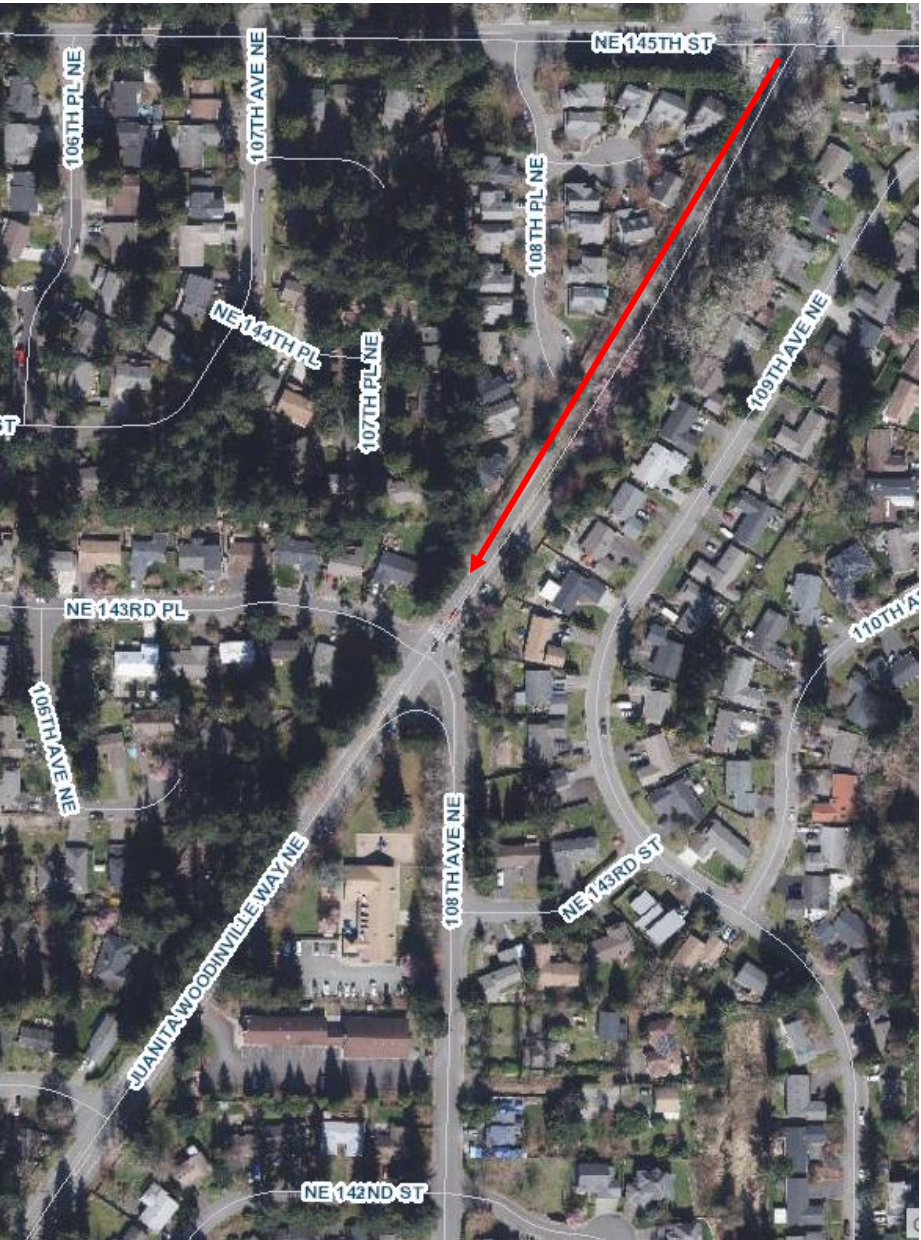


Item No.	Item Description	Est Quantities	Unit
B6	Speed Cushion Marking	5	EA



Note: Symbol location to be marked by City Inspector
2 days prior ro the contractor’s schedule

Item No.	Item Description	Est Quantities	Unit
B5	Bicycle Lane Symbol & Sharrow Symbol	8	EA



Note: Symbol Location to be marked by City Inspection
2 days prior the contractor’s schedule.

Item No.	Item Description	Est Quantities	Unit
B5	Bicycle Lane Symbol & Sharrow Symbol	46	EA



Item No.	Item Description	Est Quantities	Unit
B5	Bicycle Lane Symbol & Sharrow Symbol	2	EA

KINGSGATE INTERSECTION PLANS



CITY OF KIRKLAND
DEPARTMENT OF PUBLIC WORKS
123 FIFTH AVENUE KIRKLAND, WA 98033
(425) 587-3800 www.kirklandwa.gov

S. GONSAR	9/2020
DESIGNED BY:	DATE
J. JENNINGS	9/2020
DRAWN BY:	DATE
CHECKED BY:	DATE

2021 PAVEMENT MARKING PROGRAM

STREET:

CROSS STREET:

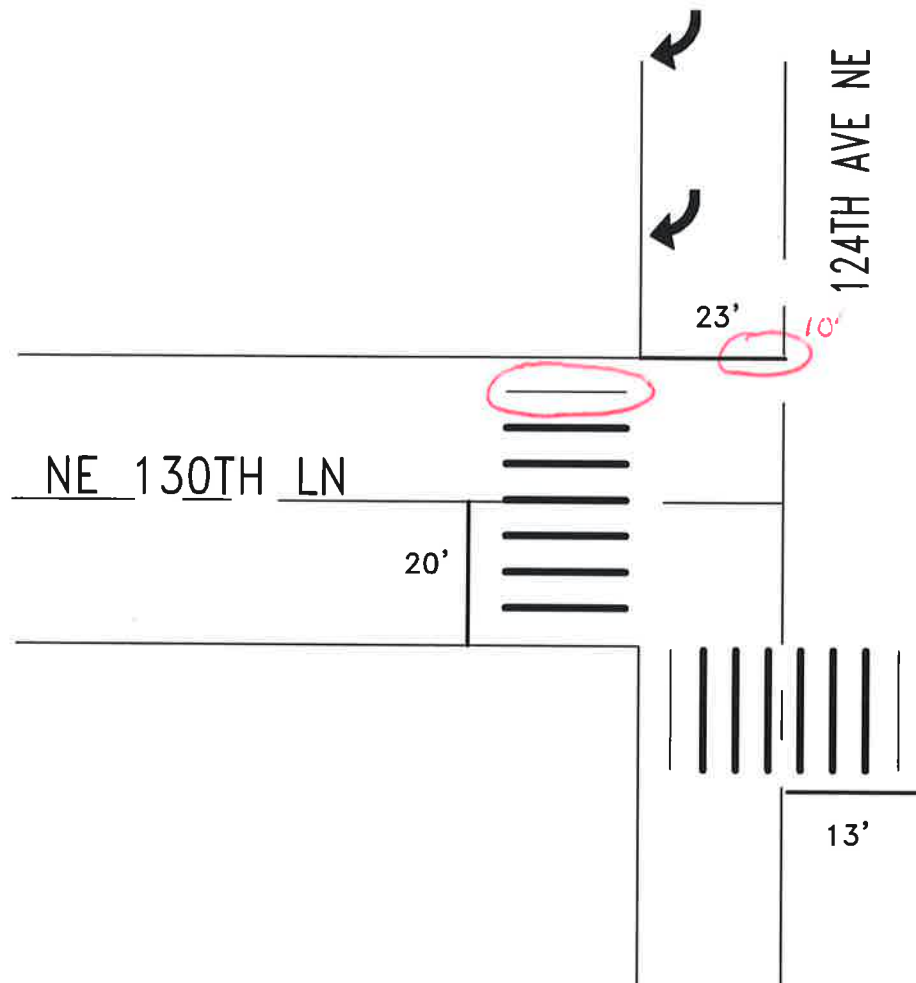
SEGMENT:

SCALE:

N.T.S.

FILENAME:

3-0



ESTIMATED QUANTITIES:

ITEM	ITEM DESCRIPTION	UNIT	INVENTORY	REPAIR QTY
PL18	PLASTIC STOP BAR, 18"	LF	55	10
PLXW	PLASTIC CROSSWALK STRIPE	SF	270	10
PLARW	PLASTIC TRAFFIC ARROW	EA	2	
PLLTR	PLASTIC TRAFFIC LETTER, 8 FT HIGH	EA		
PLRR	PLASTIC RAILROAD SYMBOL	EA		
RPLSYM	REMOVE PL. ARROW, LETTER, SYMBOL	EA		
RRPM	REMOVE RPM	EA		
RPLXW	REMOVE PLASTIC STRIPE	SF		



CITY OF KIRKLAND
DEPARTMENT OF PUBLIC WORKS
123 FIFTH AVENUE KIRKLAND, WA 98033
(425) 587-3800 www.kirklandwa.gov

G. HORTILLOSA 11/2008
DESIGNED BY: DATE
J. JENNINGS 10/2009
DRAWN BY: DATE
CHECKED BY: DATE

20__ PAVEMENT MARKING PROGRAM

STREET: NE 130TH LN

CROSS STREET: 124TH AVE NE

SEGMENT:
3020-#260

SCALE:
N.T.S.

FILENAME:
Page 3-1


120TH. AVE. N.E.

124TH. AVE. N.E.



6 BARS

N.E. 130TH. LN.



EVERGREEN HOSPITAL

ESTIMATED QUANTITIES:

ITEM	ITEM DESCRIPTION	UNIT	INVENTORY	REPAIR QTY
PL18	PLASTIC STOP BAR, 18"	LF		
PLXW	PLASTIC CROSSWALK STRIPE	SF	120	30
PLARW	PLASTIC TRAFFIC ARROW	EA		
PLLTR	PLASTIC TRAFFIC LETTER, 8 FT HIGH	EA		
PLRR	PLASTIC RAILROAD SYMBOL	EA		
RPLSYM	REMOVE PL. ARROW, LETTER, SYMBOL	EA		
RRPM	REMOVE RPM	EA		
RPLXW	REMOVE PLASTIC STRIPE	SF		



CITY OF KIRKLAND
DEPARTMENT OF PUBLIC WORKS
123 FIFTH AVENUE KIRKLAND, WA 98033
(425) 587-3800 www.kirklandwa.gov

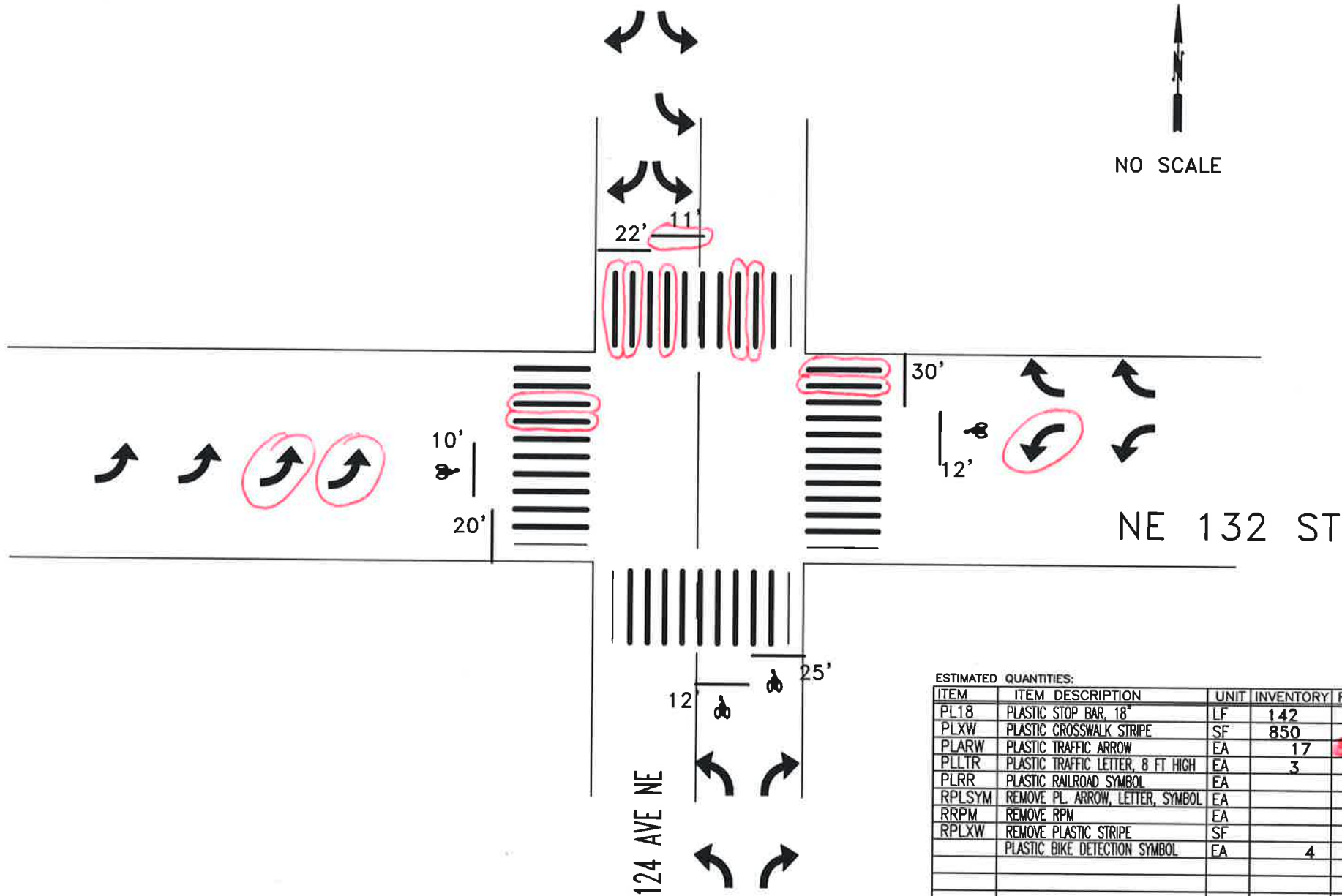
D.GRILLEY 1/2000
DESIGNED BY: DATE
J.JENNINGS 1/2000
DRAWN BY: DATE
CHECKED BY: DATE

20__ PAVEMENT MARKING PROGRAM

STREET: NE 130TH LN

CROSS STREET: CROSSWALK BETWEEN 120TH/124TH AVES NE

SEGMENT: 3210-#32/20
SCALE: N.T.S.
FILENAME: Page 3-2



ESTIMATED QUANTITIES:

ITEM	ITEM DESCRIPTION	UNIT	INVENTORY	REPAIR QTY
PL18	PLASTIC STOP BAR, 18"	LF	142	11
PLXW	PLASTIC CROSSWALK STRIPE	SF	850	180
PLARW	PLASTIC TRAFFIC ARROW	EA	17	3
PLLTR	PLASTIC TRAFFIC LETTER, 8 FT HIGH	EA	3	
PLRR	PLASTIC RAILROAD SYMBOL	EA		
RPLSYM	REMOVE PL. ARROW, LETTER, SYMBOL	EA		
RRPM	REMOVE RPM	EA		
RPLXW	REMOVE PLASTIC STRIPE	SF		
	PLASTIC BIKE DETECTION SYMBOL	EA	4	



CITY OF KIRKLAND

DEPARTMENT OF PUBLIC WORKS

123 FIFTH AVENUE KIRKLAND, WA 98033

(425) 587-3800 www.kirklandwa.gov

G. HORTILLOSA 2/2012
DESIGNED BY: DATE

J. JENNINGS 2/2012
DRAWN BY: DATE

CHECKED BY: DATE

20__ PAVEMENT MARKING PROGRAM

STREET: 124 AVE NE

CROSS STREET: NE 132 ST

SEGMENT:

SCALE: N.T.S.

FILENAME: Page 3-16

129TH AVE NE



NO SCALE

NE 132ND ST

18'

129TH AVE NE

ESTIMATED QUANTITIES:

ITEM	ITEM DESCRIPTION	UNIT	INVENTORY	REPAIR QTY
PL18	PLASTIC STOP BAR, 18"	LF	18	
PLXW	PLASTIC CROSSWALK STRIPE	SF	380	60
PLARW	PLASTIC TRAFFIC ARROW	EA		
PLLTR	PLASTIC TRAFFIC LETTER, 8 FT HIGH	EA		
PLRR	PLASTIC RAILROAD SYMBOL	EA		
RPLSYM	REMOVE PL. ARROW, LETTER, SYMBOL	EA		
RRPM	REMOVE RPM	EA		
RPLXW	REMOVE PLASTIC STRIPE	SF		
	RAISED PAVEMENT MARKER TYPE 2	EA	28	



CITY OF KIRKLAND

DEPARTMENT OF PUBLIC WORKS

123 FIFTH AVENUE KIRKLAND, WA 98033

(425) 587-3800 www.kirklandwa.gov

G. HORTILLOSA 8/2013
DESIGNED BY: DATE

J.JENNINGS 8/2013
DRAWN BY: DATE

CHECKED BY: DATE

20__ PAVEMENT MARKING PROGRAM

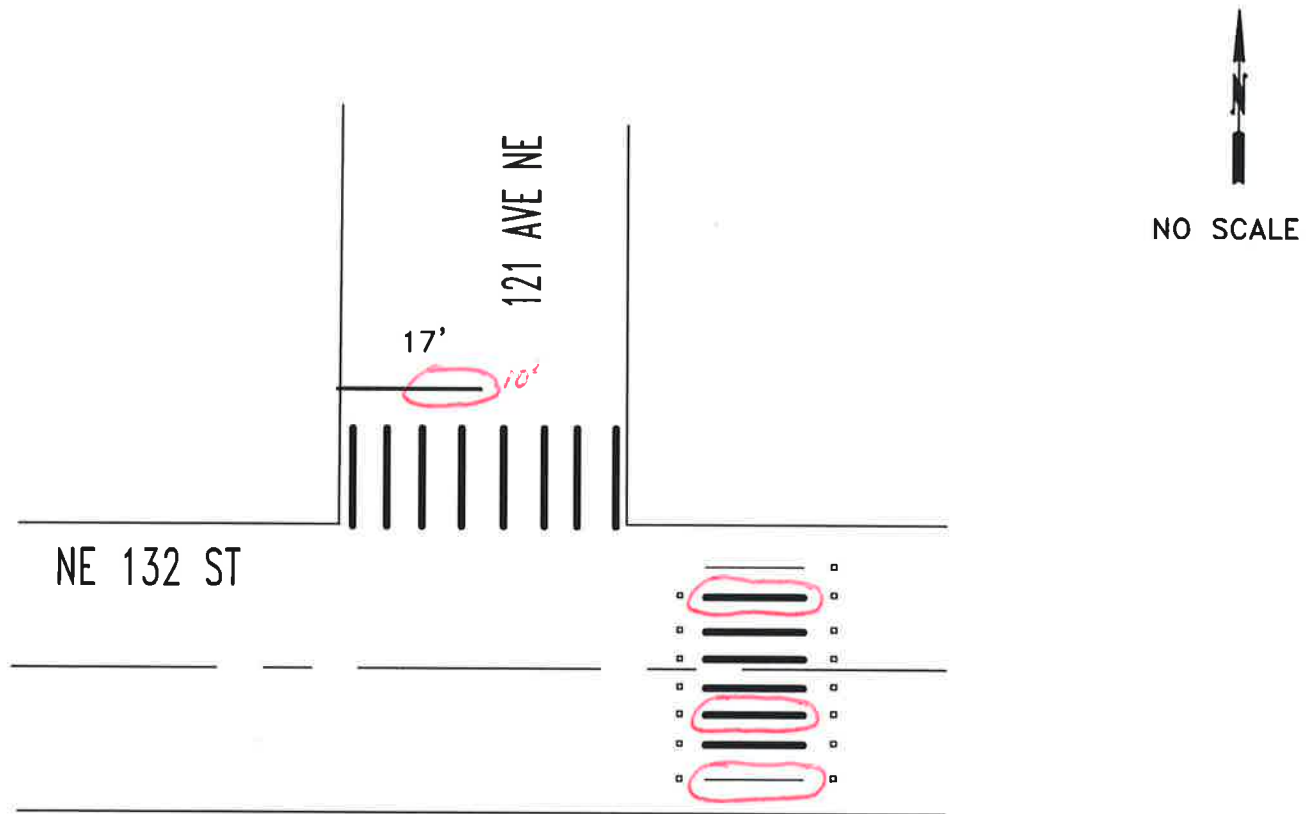
STREET: NE 132ND ST

CROSS STREET: 129TH AVE NE

SEGMENT:

SCALE: N.T.S.

FILENAME: Page 3-18



ESTIMATED QUANTITIES:

ITEM	ITEM DESCRIPTION	UNIT	INVENTORY	REPAIR QTY
PL18	PLASTIC STOP BAR, 18"	LF	17	10
PLXW	PLASTIC CROSSWALK STRIPE	SF	300	50
PLARW	PLASTIC TRAFFIC ARROW	EA		
PLLTR	PLASTIC TRAFFIC LETTER, 8 FT HIGH	EA		
PLRR	PLASTIC RAILROAD SYMBOL	EA		
RPLSYM	REMOVE PL. ARROW, LETTER, SYMBOL	EA		
RRPM	REMOVE RPM	EA		
RPLXW	REMOVE PLASTIC STRIPE	SF		
	RAISED PAVEMENT MARKER TYPE 2	EA	15	



CITY OF KIRKLAND
DEPARTMENT OF PUBLIC WORKS
123 FIFTH AVENUE KIRKLAND, WA 98033
(425) 587-3800 www.kirklandwa.gov

G. HORTILLOSA 2/2012
DESIGNED BY: DATE
J. JENNINGS 2/2012
DRAWN BY: DATE
CHECKED BY: DATE

20__ PAVEMENT MARKING PROGRAM
STREET: NE 132 ST
CROSS STREET: 121 AVE NE

SEGMENT:
SCALE: N.T.S.
FILENAME:
Page 3-19

NEW

116 AVE NE

NO SCALE

NE 132 ST

TOTEM LAKE BLVD

ESTIMATED QUANTITIES:

ITEM	ITEM DESCRIPTION	UNIT	INVENTORY	REPAIR QTY
PL18	PLASTIC STOP BAR, 18"	LF	89	
PLXW	PLASTIC CROSSWALK STRIPE	SF	620	
PLARW	PLASTIC TRAFFIC ARROW	EA	6	100
PLLTR	PLASTIC TRAFFIC LETTER, 8 FT HIGH	EA		
PLRR	PLASTIC RAILROAD SYMBOL	EA		
RPLSYM	REMOVE PL. ARROW, LETTER, SYMBOL	EA		
RRPM	REMOVE RPM	EA		
RPLXW	REMOVE PLASTIC STRIPE	SF		
	PLASTIC BIKE DETECTION SYMBOL	EA		



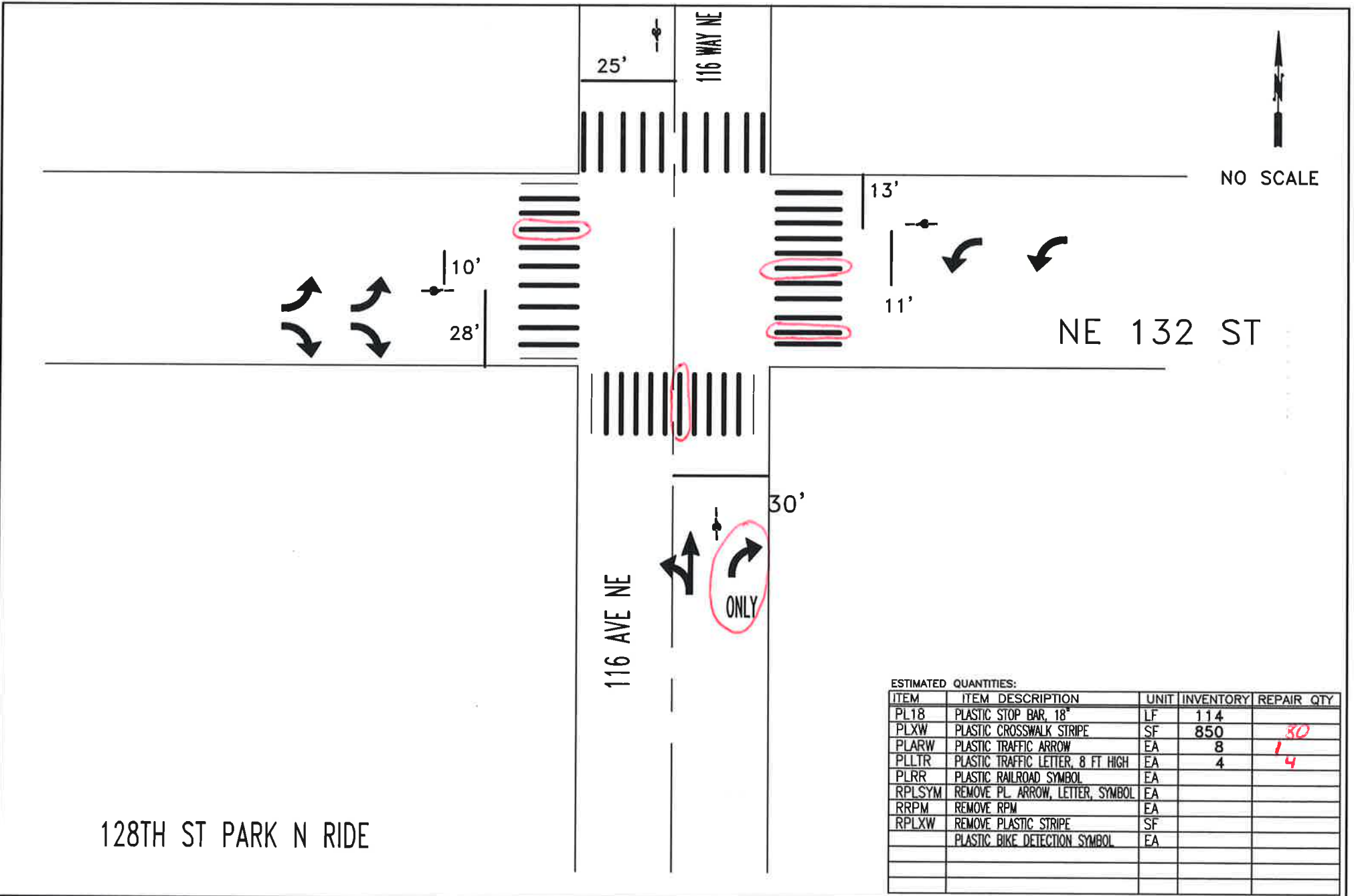
CITY OF KIRKLAND
DEPARTMENT OF PUBLIC WORKS
123 FIFTH AVENUE KIRKLAND, WA 98033
(425) 587-3800 www.kirklandwa.gov

G. HORTILLOSA 10/2012
DESIGNED BY: DATE
J. JENNINGS 10/2012
DRAWN BY: DATE
CHECKED BY: DATE

20__ PAVEMENT MARKING PROGRAM

STREET: NE 132ND ST
CROSS STREET: TOTEM LAKE BLVD

SEGMENT:
SCALE: N.T.S.
FILENAME: Page 3-21



ESTIMATED QUANTITIES:

ITEM	ITEM DESCRIPTION	UNIT	INVENTORY	REPAIR QTY
PL18	PLASTIC STOP BAR, 18"	LF	114	
PLXW	PLASTIC CROSSWALK STRIPE	SF	850	30
PLARW	PLASTIC TRAFFIC ARROW	EA	8	1
PLLTR	PLASTIC TRAFFIC LETTER, 8 FT HIGH	EA	4	4
PLRR	PLASTIC RAILROAD SYMBOL	EA		
RPLSYM	REMOVE PL. ARROW, LETTER, SYMBOL	EA		
RRPM	REMOVE RPM	EA		
RPLXW	REMOVE PLASTIC STRIPE	SF		
	PLASTIC BIKE DETECTION SYMBOL	EA		

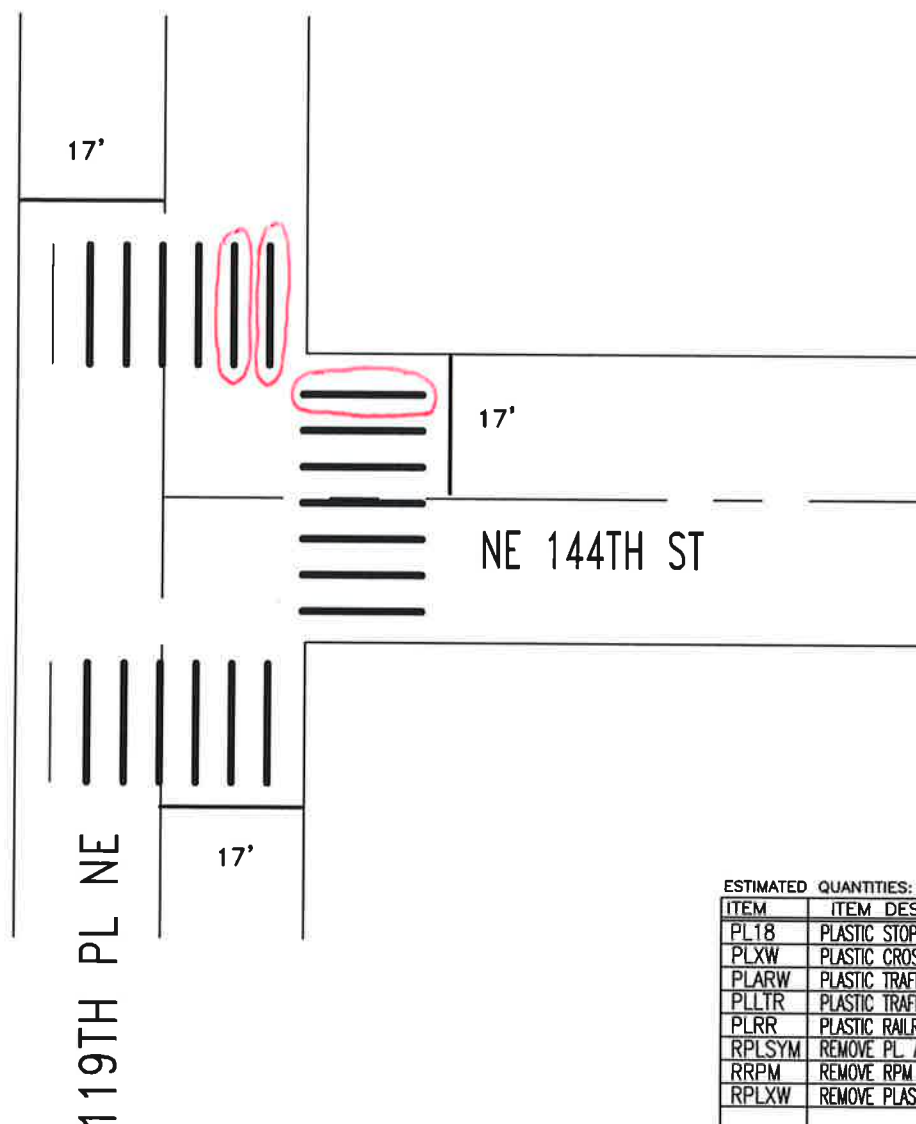


CITY OF KIRKLAND
DEPARTMENT OF PUBLIC WORKS
123 FIFTH AVENUE KIRKLAND, WA 98033
(425) 587-3800 www.kirklandwa.gov

L. KAWAOKA 8/2016
DESIGNED BY: DATE
J. JENNINGS 8/2016
DRAWN BY: DATE
CHECKED BY: DATE

20__ PAVEMENT MARKING PROGRAM
STREET: NE 132ND ST
CROSS STREET: 116 AVE NE

SEGMENT:
SCALE: N.T.S.
FILENAME:
Page 3-22



ESTIMATED QUANTITIES:

ITEM	ITEM DESCRIPTION	UNIT	INVENTORY	REPAIR QTY
PL18	PLASTIC STOP BAR, 18"	LF	51	
PLXW	PLASTIC CROSSWALK STRIPE	SF	130	60
PLARW	PLASTIC TRAFFIC ARROW	EA		
PLLTR	PLASTIC TRAFFIC LETTER, 8 FT HIGH	EA		
PLRR	PLASTIC RAILROAD SYMBOL	EA		
RPLSYM	REMOVE PL. ARROW, LETTER, SYMBOL	EA		
RRPM	REMOVE RPM	EA		
RPLXW	REMOVE PLASTIC STRIPE	SF		



CITY OF KIRKLAND
DEPARTMENT OF PUBLIC WORKS
123 FIFTH AVENUE KIRKLAND, WA 98033
(425) 587-3800 www.kirklandwa.gov

A. KHANAL 10/2015
DESIGNED BY: DATE
J. JENNINGS 10/2015
DRAWN BY: DATE
CHECKED BY: DATE

20__ PAVEMENT MARKING PROGRAM

STREET: 119TH PL NE

CROSS STREET: NE 144TH ST

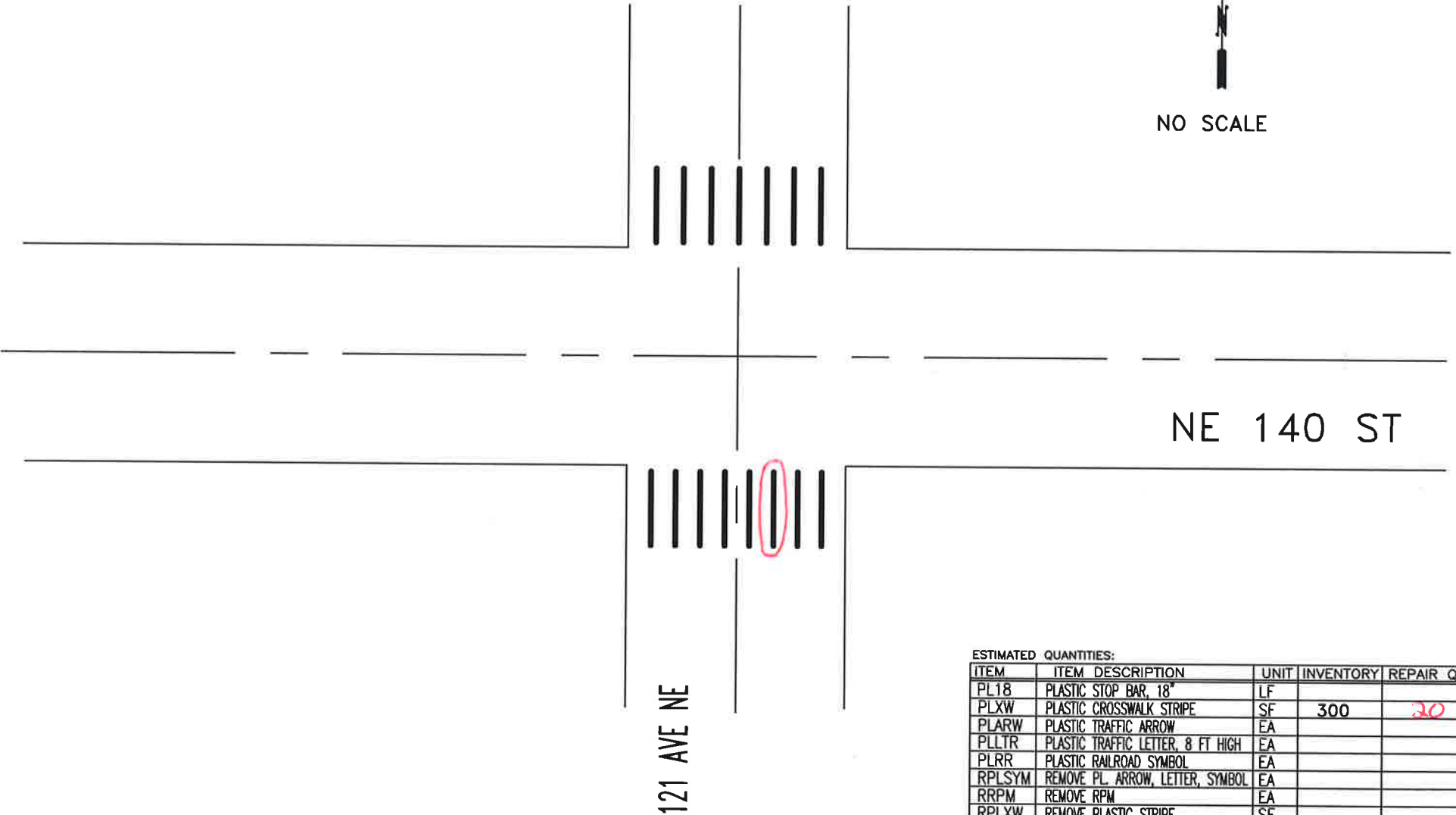
SEGMENT:

SCALE: N.T.S.

FILENAME: Page 3-28



NO SCALE



ESTIMATED QUANTITIES:

ITEM	ITEM DESCRIPTION	UNIT	INVENTORY	REPAIR QTY
PL18	PLASTIC STOP BAR, 18"	LF		
PLXW	PLASTIC CROSSWALK STRIPE	SF	300	30
PLARW	PLASTIC TRAFFIC ARROW	EA		
PLLTR	PLASTIC TRAFFIC LETTER, 8 FT HIGH	EA		
PLRR	PLASTIC RAILROAD SYMBOL	EA		
RPLSYM	REMOVE PL. ARROW, LETTER, SYMBOL	EA		
RRPM	REMOVE RPM	EA		
RPLXW	REMOVE PLASTIC STRIPE	SF		



CITY OF KIRKLAND
DEPARTMENT OF PUBLIC WORKS
123 FIFTH AVENUE KIRKLAND, WA 98033
(425) 587-3800 www.kirklandwa.gov

L. KAWAOKA 3/2016
DESIGNED BY: DATE
J. JENNINGS 3/2016
DRAWN BY: DATE
CHECKED BY: DATE

20__ PAVEMENT MARKING PROGRAM

STREET: NE 140 ST
CROSS STREET: 121 AVE NE

SEGMENT:

SCALE:
N.T.S.

FILENAME:
Page 3-31



NO SCALE

16'

18'

NE 140 ST

119 AVE NE

ESTIMATED QUANTITIES:

ITEM	ITEM DESCRIPTION	UNIT	INVENTORY	REPAIR QTY
PL18	PLASTIC STOP BAR, 18"	LF	34	
PLXW	PLASTIC CROSSWALK STRIPE	SF	530	40
PLARW	PLASTIC TRAFFIC ARROW	EA		
PLLTR	PLASTIC TRAFFIC LETTER, 8 FT HIGH	EA		
PLRR	PLASTIC RAILROAD SYMBOL	EA		
RPLSYM	REMOVE PL. ARROW, LETTER, SYMBOL	EA		
RRPM	REMOVE RPM	EA		
RPLXW	REMOVE PLASTIC STRIPE	SF		



CITY OF KIRKLAND

DEPARTMENT OF PUBLIC WORKS

123 FIFTH AVENUE KIRKLAND, WA 98033

(425) 587-3800 www.kirklandwa.gov

L. KAWAOKA 3/2016
DESIGNED BY: DATE
J. JENNINGS 3/2016
DRAWN BY: DATE
CHECKED BY: DATE

20__ PAVEMENT MARKING PROGRAM

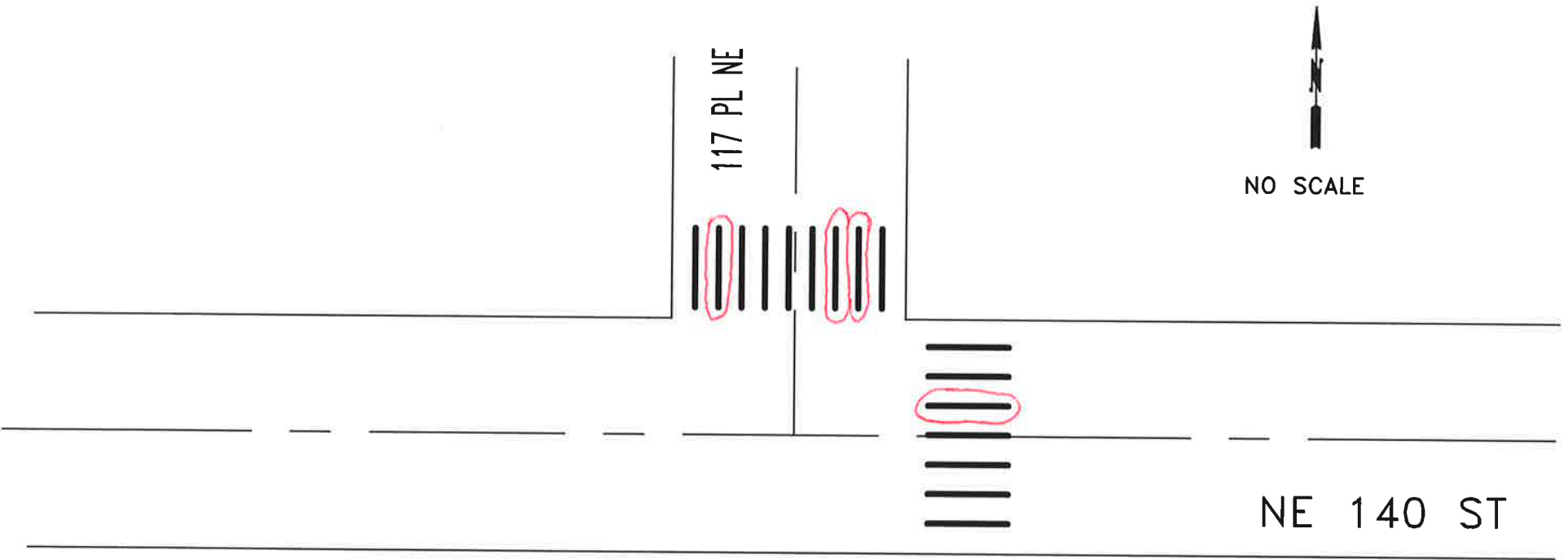
STREET: NE 140 ST

CROSS STREET: 119 AVE NE

SEGMENT:

SCALE:
N.T.S.

FILENAME:
Page 3-32



ESTIMATED QUANTITIES:

ITEM	ITEM DESCRIPTION	UNIT	INVENTORY	REPAIR QTY
PL18	PLASTIC STOP BAR, 18"	LF		
PLXW	PLASTIC CROSSWALK STRIPE	SF	320	80
PLARW	PLASTIC TRAFFIC ARROW	EA		
PLLTR	PLASTIC TRAFFIC LETTER, 8 FT HIGH	EA		
PLRR	PLASTIC RAILROAD SYMBOL	EA		
RPLSYM	REMOVE PL. ARROW, LETTER, SYMBOL	EA		
RRPM	REMOVE RPM	EA		
RPLXW	REMOVE PLASTIC STRIPE	SF		

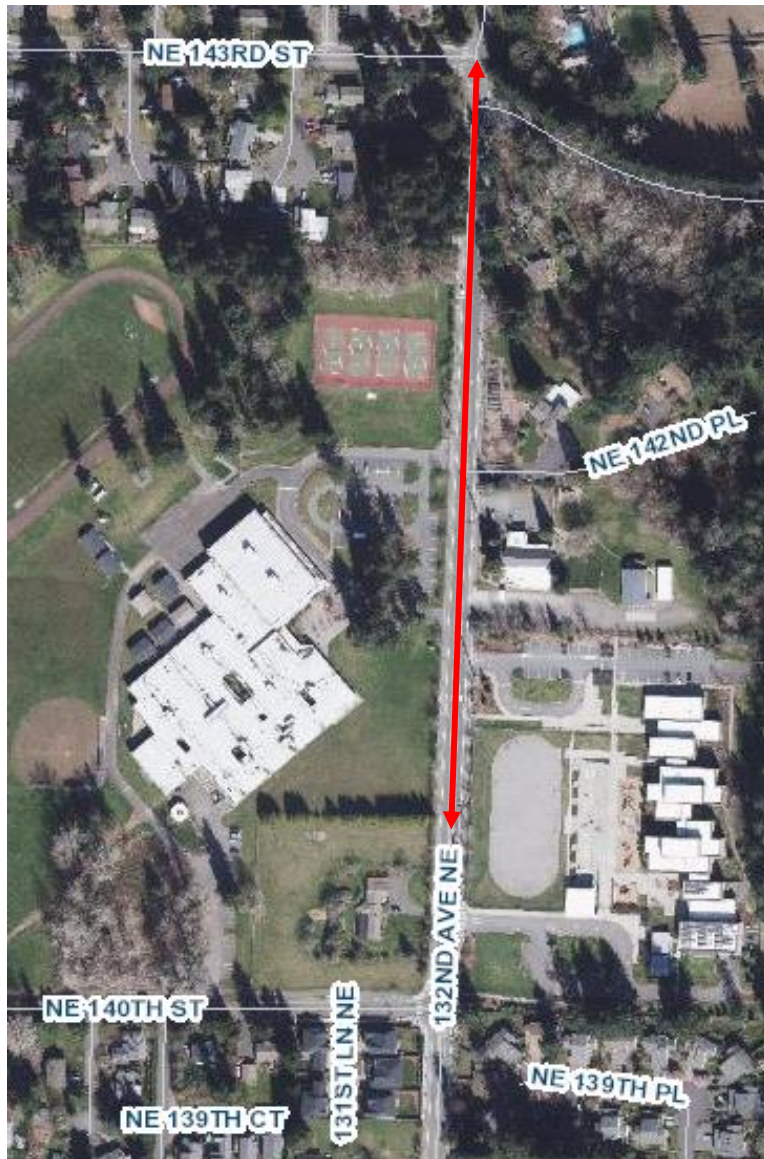


CITY OF KIRKLAND
DEPARTMENT OF PUBLIC WORKS
123 FIFTH AVENUE KIRKLAND, WA 98033
(425) 587-3800 www.kirklandwa.gov

L. KAWAOKA 3/2016
DESIGNED BY: DATE
J. JENNINGS 3/2016
DRAWN BY: DATE
CHECKED BY: DATE

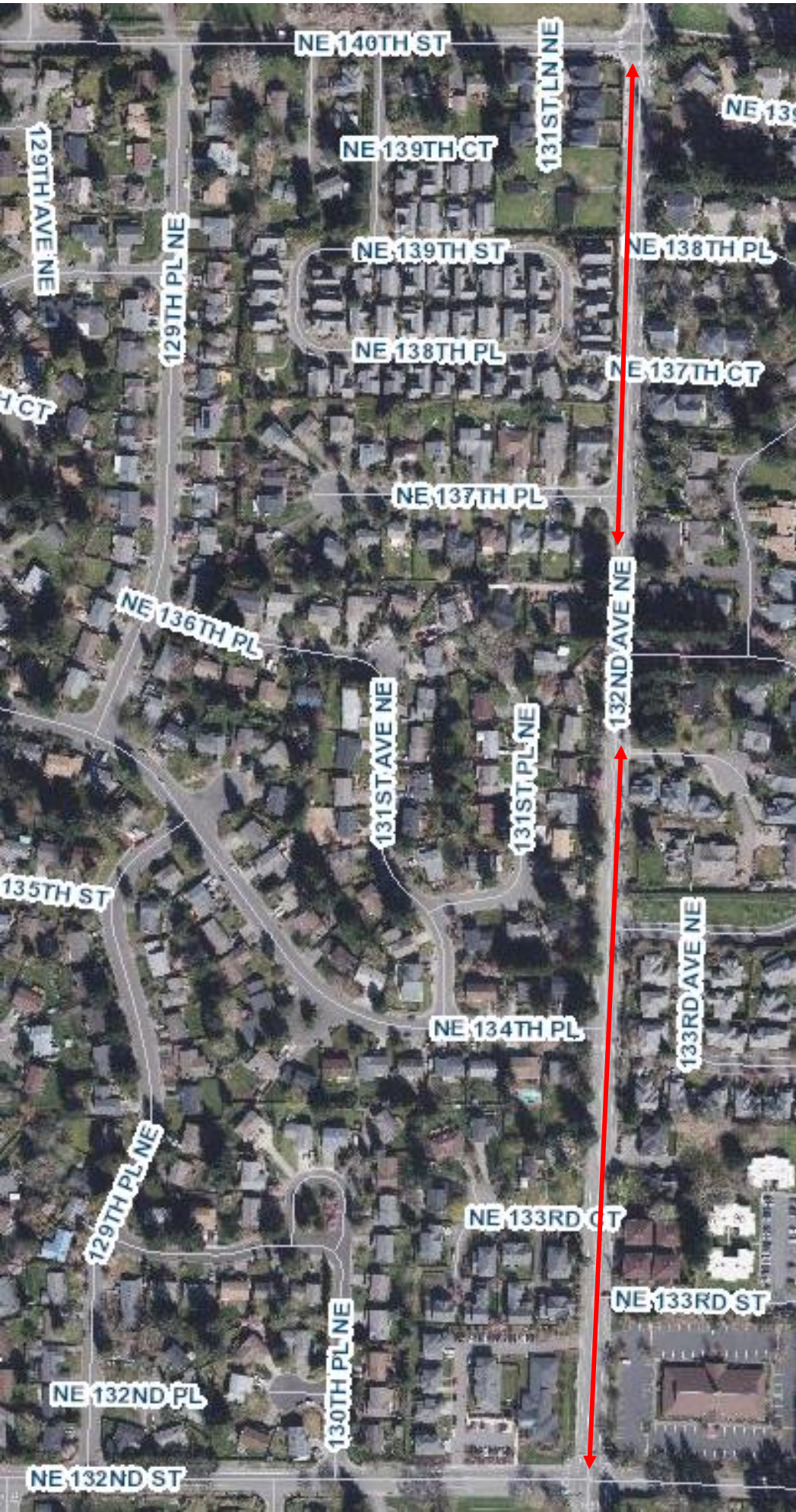
20__ PAVEMENT MARKING PROGRAM
STREET: NE 140 ST
CROSS STREET: 117 PL NE

SEGMENT:
SCALE: N.T.S.
FILENAME: Page 3-34



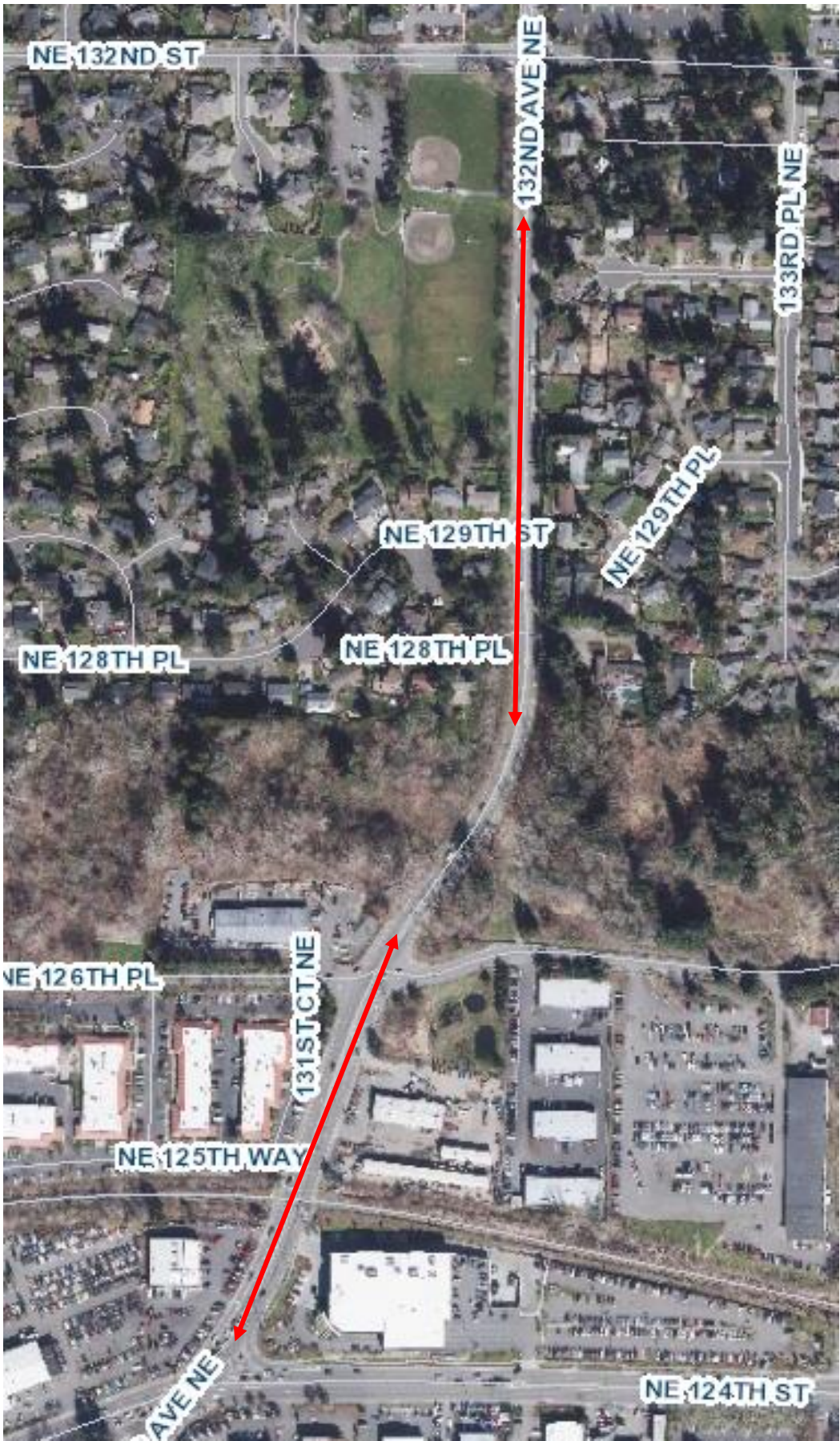
Item No.	Item Description	Est Quantities	Unit
B5	Bicycle Lane Symbol & Sharrow Symbol	13	EA

Note: Symbol Location to be marked by City Inspection
2 days prior the contractor's schedule.



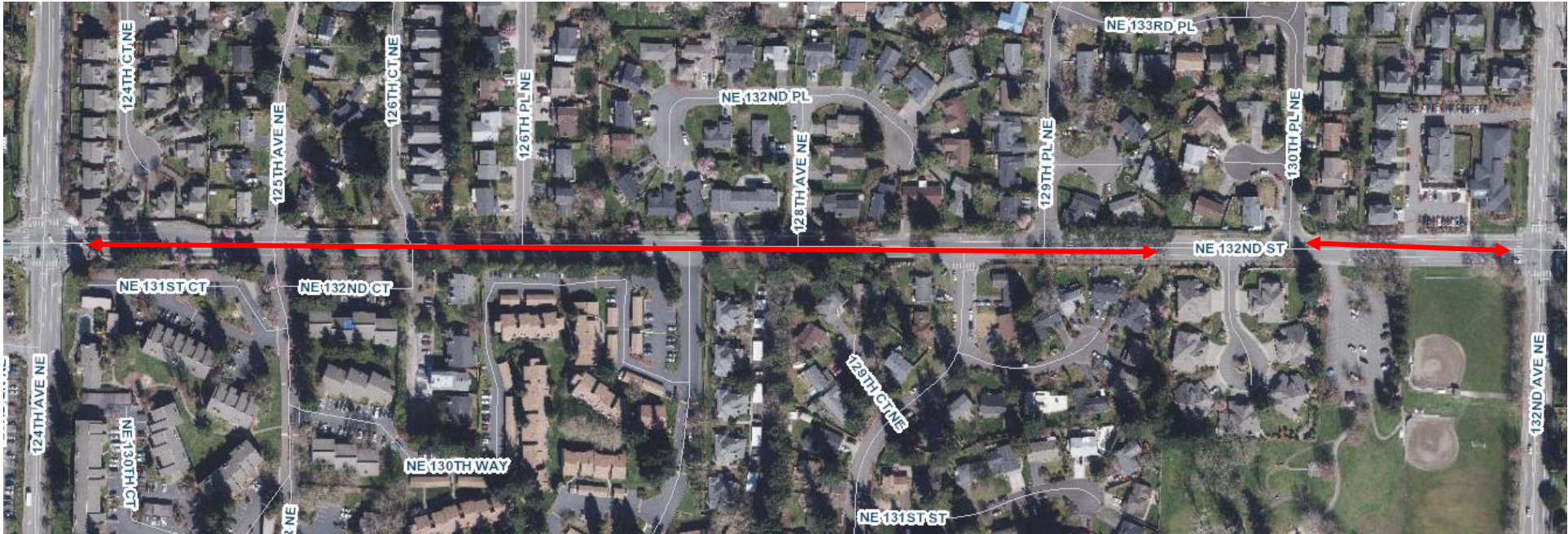
Note: Symbol Location to be marked by City Inspection
2 days prior the contractor’s schedule.

Item No.	Item Description	Est Quantities	Unit
B5	Bicycle Lane Symbol & Sharrow Symbol	21	EA




Note: Symbol Location to be marked by City Inspection
2 days prior the contractor’s schedule.

Item No.	Item Description	Est Quantities	Unit
B5	Bicycle Lane Symbol & Sharrow Symbol	20	EA



Note: Symbol Location to be marked by City Inspection
2 days prior the contractor's schedule.

Item No.	Item Description	Est Quantities	Unit
B5	Bicycle Lane Symbol & Sharrow Symbol	11	EA



Item No.	Item Description	Est Quantities	Unit
B2	Crosswalk Line	20	SF

SOUTH JUANITA INTERSECTION PLANS



CITY OF KIRKLAND
DEPARTMENT OF PUBLIC WORKS
123 FIFTH AVENUE KIRKLAND, WA 98033
(425) 587-3800 www.kirklandwa.gov

S. GONSAR 9/2020
DESIGNED BY: DATE
J. JENNINGS 9/2020
DRAWN BY: DATE
CHECKED BY: DATE

2021 PAVEMENT MARKING PROGRAM

STREET:

CROSS STREET:

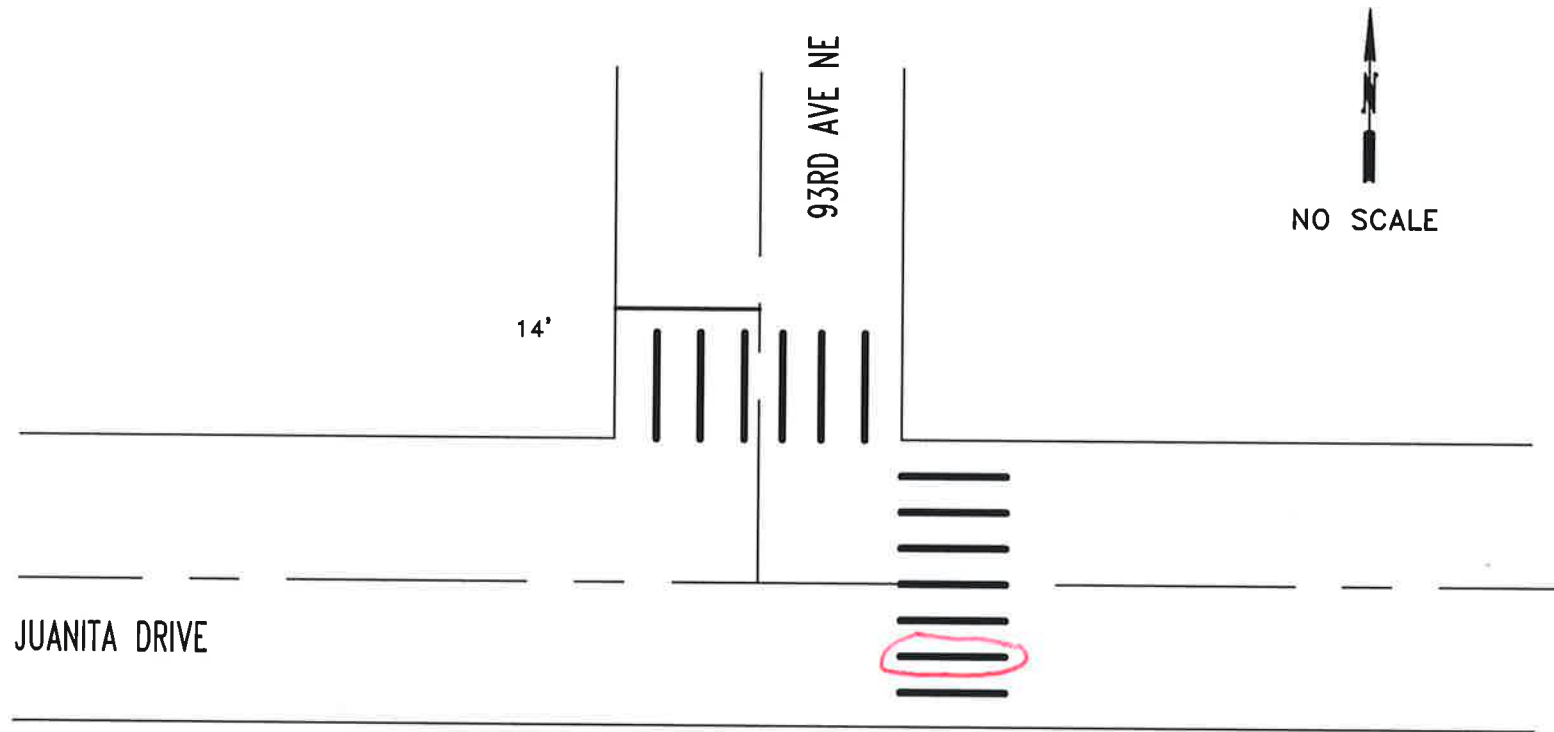
SEGMENT:

SCALE:

N.T.S.

FILENAME:

4-0



ESTIMATED QUANTITIES:

ITEM	ITEM DESCRIPTION	UNIT	INVENTORY	REPAIR_QTY
PL18	PLASTIC STOP BAR, 18"	LF	14	
PLXW	PLASTIC CROSSWALK STRIPE	SF	260	30
PLARW	PLASTIC TRAFFIC ARROW	EA		
PLLTR	PLASTIC TRAFFIC LETTER, 8 FT HIGH	EA		
PLRR	PLASTIC RAILROAD SYMBOL	EA		
RPLSYM	REMOVE PL. ARROW, LETTER, SYMBOL	EA		
RRPM	REMOVE RPM	EA		
RPLXW	REMOVE PLASTIC STRIPE	SF		



CITY OF KIRKLAND
DEPARTMENT OF PUBLIC WORKS
123 FIFTH AVENUE KIRKLAND, WA 98033
(425) 587-3800 www.kirklandwa.gov

G. HORTILLOSA 10/2011
DESIGNED BY: DATE
J. JENNINGS 10/2011
DRAWN BY: DATE
CHECKED BY: DATE

20__ PAVEMENT MARKING PROGRAM
STREET: JUANITA DRIVE
CROSS STREET: 93RD AVE NE

SEGMENT:
1690-#10
SCALE:
N.T.S.
FILENAME:
Page 4-4



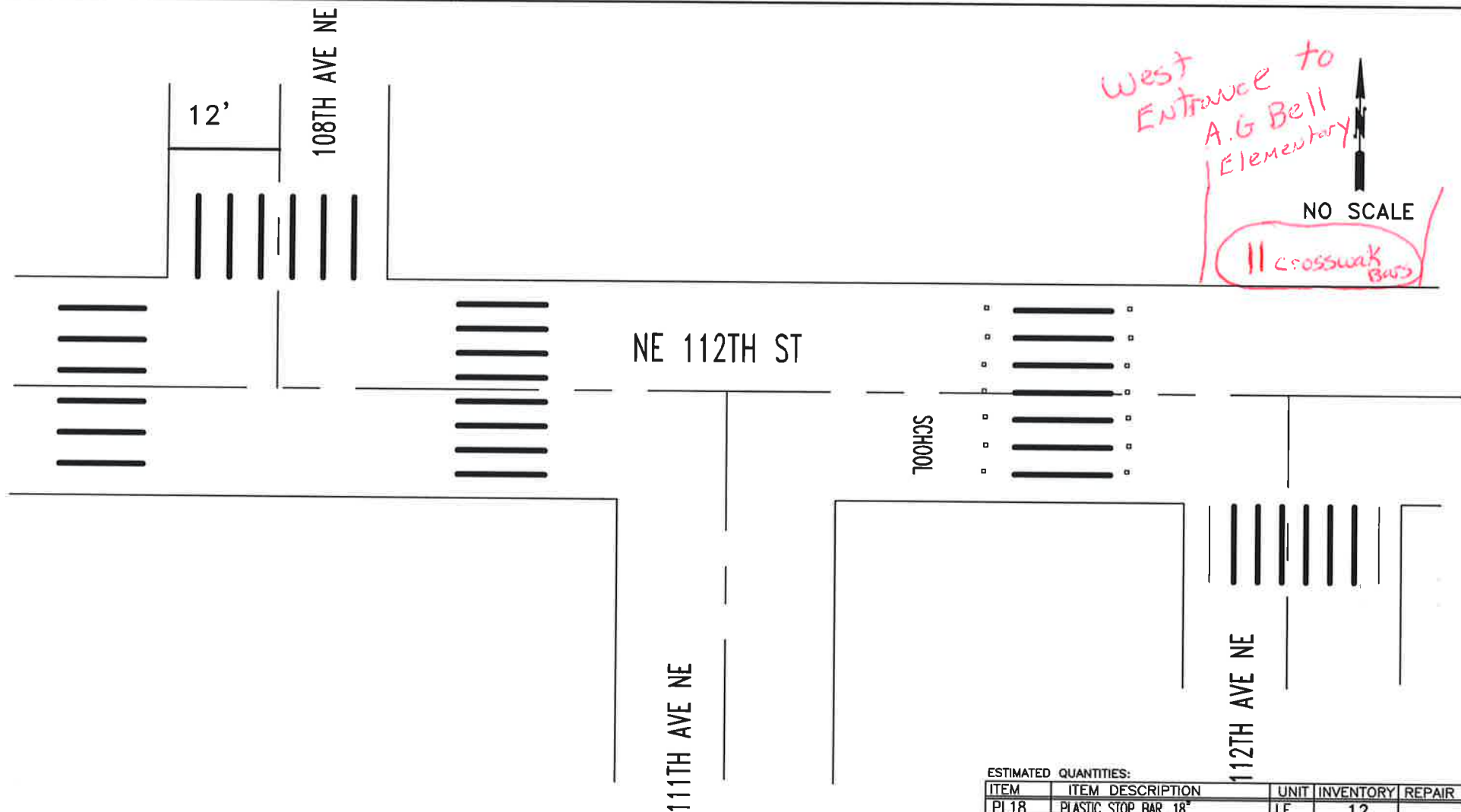
CITY OF KIRKLAND
DEPARTMENT OF PUBLIC WORKS
123 FIFTH AVENUE KIRKLAND, WA 98033
(425) 587-3800 www.kirklandwa.gov

G.. HORTILLOSA 4/2009
DESIGNED BY: DATE
J.JENNINGS 4/2009
DRAWN BY: DATE
CHECKED BY: DATE

20__ PAVEMENT MARKING PROGRAM

STREET: NE 112TH ST
CROSS STREET: 108TH 111TH & 112TH AVES NE

SEGMENT:
SCALE: N.T.S.
FILENAME:
Page 4-25

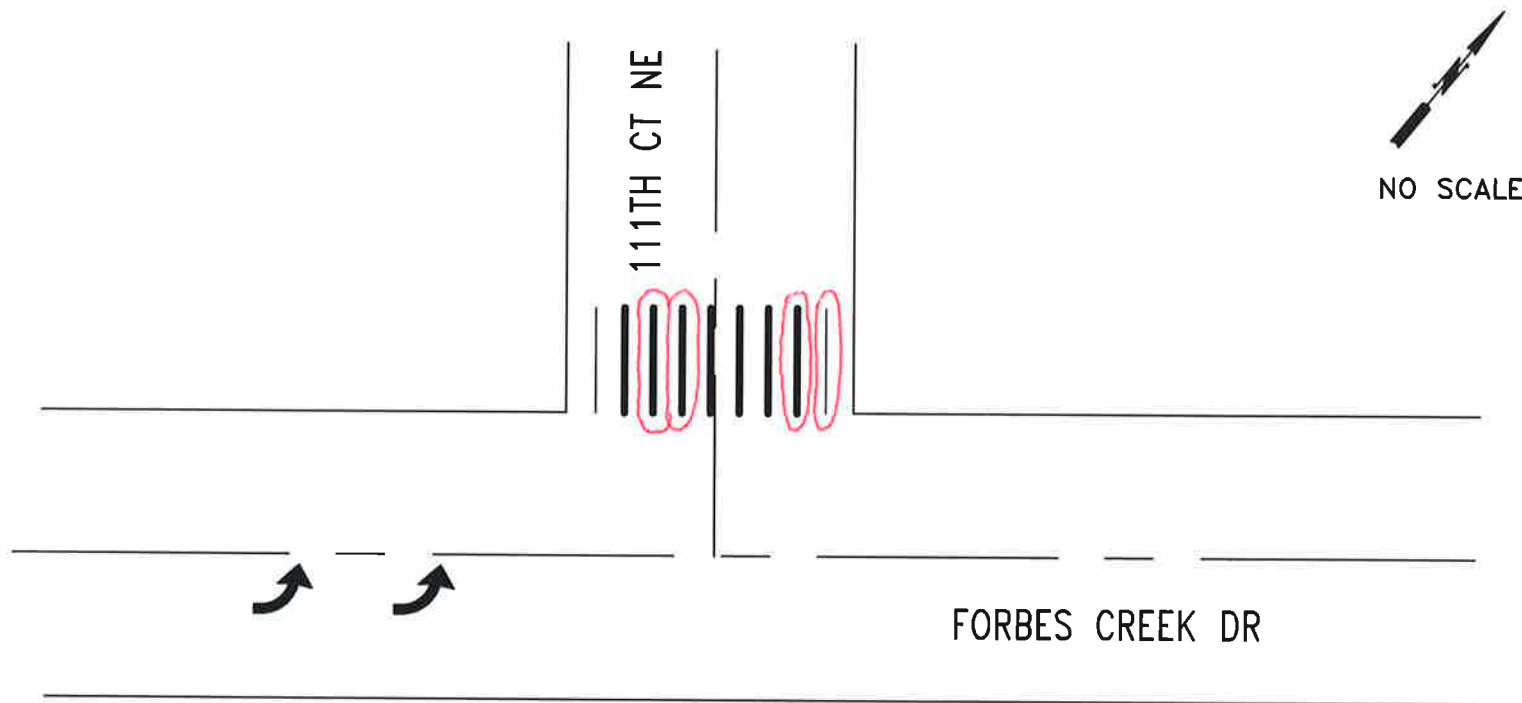


ESTIMATED QUANTITIES:

ITEM	ITEM DESCRIPTION	UNIT	INVENTORY	REPAIR QTY
PL18	PLASTIC STOP BAR, 18"	LF	12	
PLXW	PLASTIC CROSSWALK STRIPE	SF	720	220
PLARW	PLASTIC TRAFFIC ARROW	EA		
PLLTR	PLASTIC TRAFFIC LETTER, 8 FT HIGH	EA	6	
PLRR	PLASTIC RAILROAD SYMBOL	EA		
RPLSYM	REMOVE PL. ARROW, LETTER, SYMBOL	EA		
RRPM	REMOVE RPM	EA		
RPLXW	REMOVE PLASTIC STRIPE	SF		
	RAISED PAVEMENT MARKER TYPE 2	EA	16	



Item No.	Item Description	Est Quantities	Unit
B4	8-ft Traffic Letter	3	EA



ESTIMATED QUANTITIES:

ITEM	ITEM DESCRIPTION	UNIT	INVENTORY	REPAIR QTY
PL18	PLASTIC STOP BAR, 18"	LF		
PLXW	PLASTIC CROSSWALK STRIPE	SF	160	70
PLARW	PLASTIC TRAFFIC ARROW	EA	2	
PLLTR	PLASTIC TRAFFIC LETTER, 8 FT HIGH	EA		
PLRR	PLASTIC RAILROAD SYMBOL	EA		
RPLSYM	REMOVE PL, ARROW, LETTER, SYMBOL	EA		
RRPM	REMOVE RPM	EA		
RPLXW	REMOVE PLASTIC STRIPE	SF		



CITY OF KIRKLAND
DEPARTMENT OF PUBLIC WORKS
123 FIFTH AVENUE KIRKLAND, WA 98033
(425) 587-3800 www.kirklandwa.gov

D.GRILLEY 1/2000
DESIGNED BY: DATE
J.JENNINGS 1/2000
DRAWN BY: DATE
CHECKED BY: DATE

20__ PAVEMENT MARKING PROGRAM

STREET: FORBES CREEK DR

CROSS STREET: 111TH CT NE

SEGMENT:

SCALE: N.T.S.

FILENAME: Page 4-33

TOTEM LAKE INTERSECTION PLANS



CITY OF KIRKLAND

DEPARTMENT OF PUBLIC WORKS

123 FIFTH AVENUE KIRKLAND, WA 98033

(425) 587-3800 www.kirklandwa.gov

S. GONSAR 9/2020
DESIGNED BY: DATE

J. JENNINGS 9/2020
DRAWN BY: DATE

CHECKED BY: DATE

2021 PAVEMENT MARKING PROGRAM

STREET:

CROSS STREET:

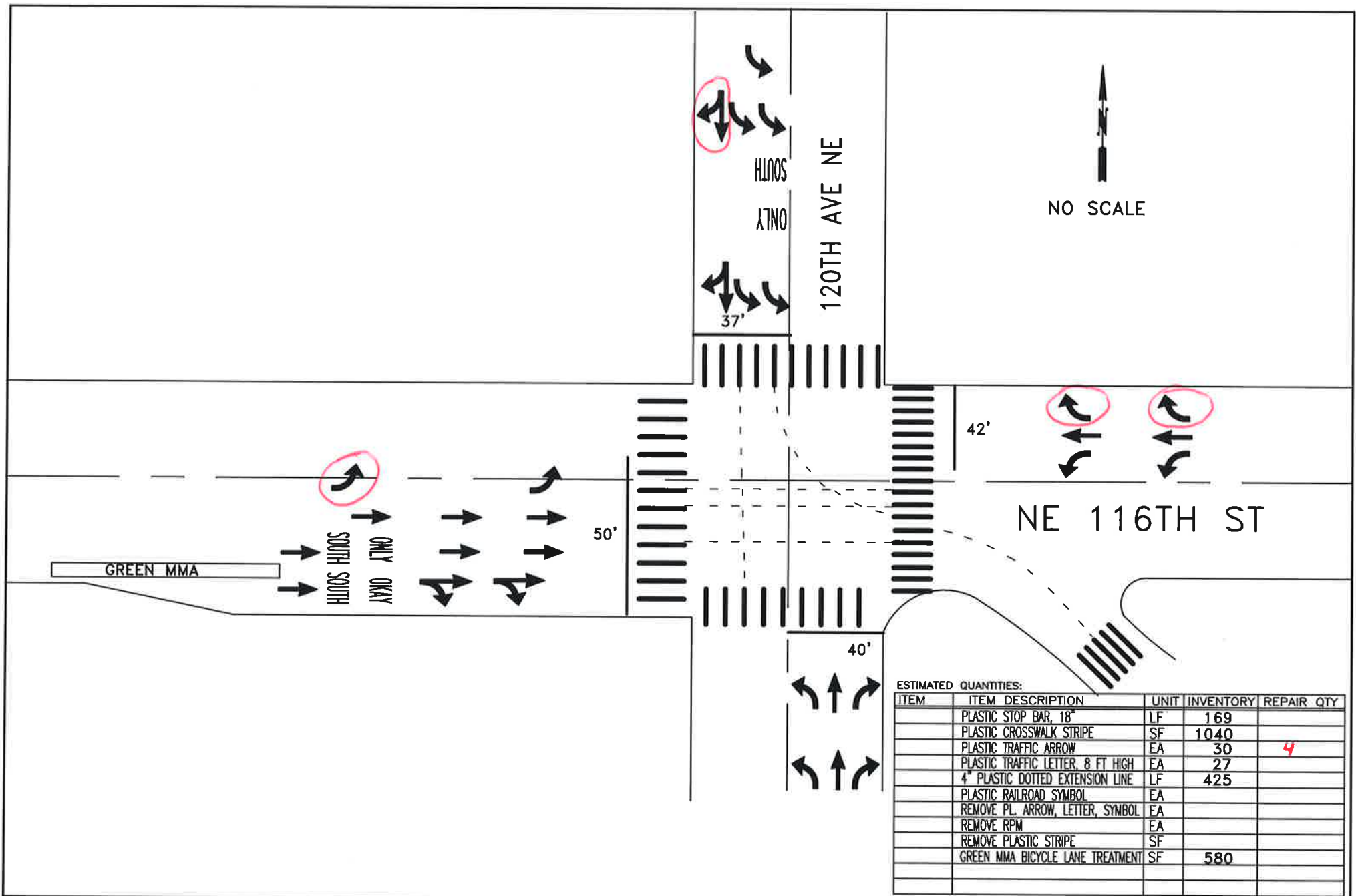
SEGMENT:

SCALE:

N.T.S.

FILENAME:

5-0



NE 118TH ST

120TH AVE NE

20'

CROSS KIRKLAND CORRIDOR

XING

NO SCALE

ESTIMATED QUANTITIES:

ITEM	ITEM DESCRIPTION	UNIT	INVENTORY	REPAIR QTY
PL18	PLASTIC STOP BAR, 18"	LF	20	
PLXW	PLASTIC CROSSWALK STRIPE	SF	420	
PLARW	PLASTIC TRAFFIC ARROW	EA	6	5
PLLTR	PLASTIC TRAFFIC LETTER, 8 FT HIGH	EA	8	4
	PLASTIC BICYCLE SYMBOL	EA	2	
RPLSYM	REMOVE PL. ARROW, LETTER, SYMBOL	EA		
RRPM	REMOVE RPM	EA		
RPLXW	REMOVE PLASTIC STRIPE	SF		
	RAISED PAVEMENT MARKER TYPE 2	EA	16	



CITY OF KIRKLAND

DEPARTMENT OF PUBLIC WORKS

123 FIFTH AVENUE KIRKLAND, WA 98033

(425) 587-3800 www.kirklandwa.gov

G. HORTILLOSA 10/2007
DESIGNED BY: DATE

J. JENNINGS 10/2007
DRAWN BY: DATE

CHECKED BY: DATE

20__ PAVEMENT MARKING PROGRAM

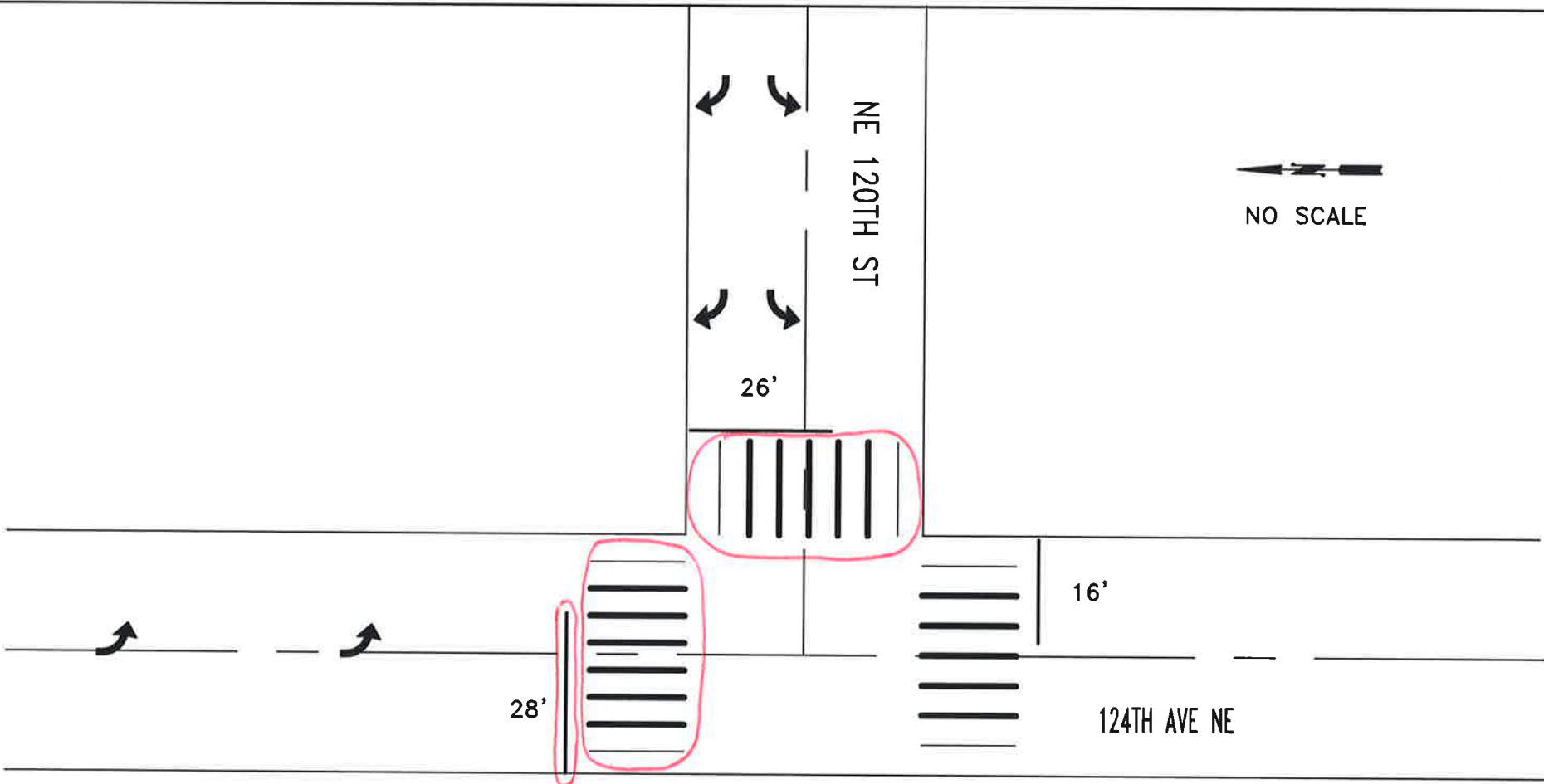
STREET: 120TH AVE NE

CROSS STREET: NE 118TH ST

SEGMENT:

SCALE: N.T.S.

FILENAME: Page 5-2



ESTIMATED QUANTITIES:

ITEM	ITEM DESCRIPTION	UNIT	INVENTORY	REPAIR QTY
PL18	PLASTIC STOP BAR, 18"	LF	70	28
PLXW	PLASTIC CROSSWALK STRIPE	SF	380	260
PLARW	PLASTIC TRAFFIC ARROW	EA	6	
PLLTR	PLASTIC TRAFFIC LETTER, 8 FT HIGH	EA		
	PLASTIC BICYCLE SYMBOL	EA		
RPLSYM	REMOVE PL. ARROW, LETTER, SYMBOL	EA		
RRPM	REMOVE RPM	EA		
RPLXW	REMOVE PLASTIC STRIPE	SF		
	RAISED PAVEMENT MARKER TYPE 2	EA		



CITY OF KIRKLAND

DEPARTMENT OF PUBLIC WORKS

123 FIFTH AVENUE KIRKLAND, WA 98033

(425) 587-3800 www.kirklandwa.gov

S GONSAR 8/2019
DESIGNED BY: DATE

J.JENNINGS 8/2019
DRAWN BY: DATE

CHECKED BY: DATE

20__ PAVEMENT MARKING PROGRAM

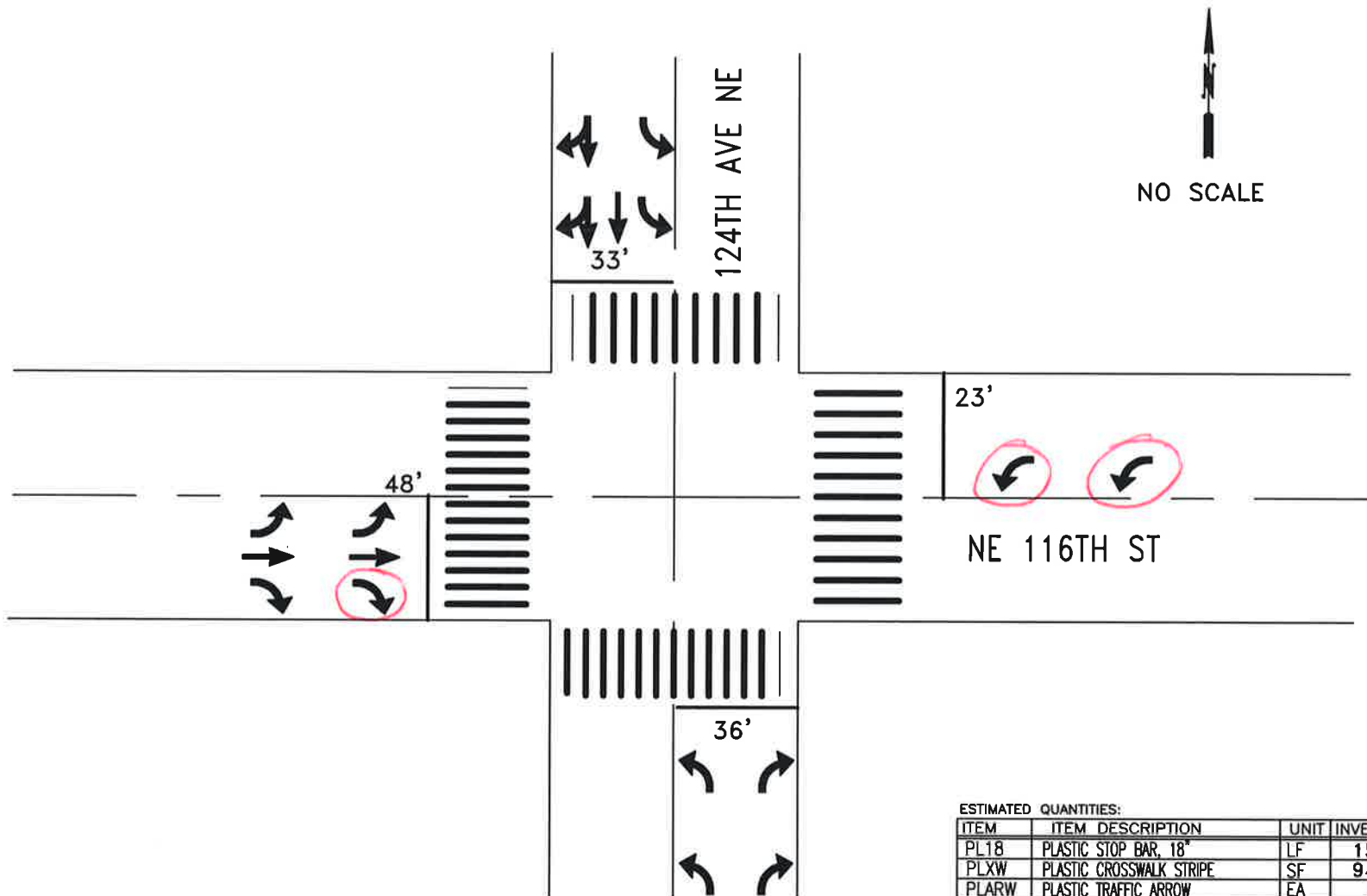
STREET: 124TH AVE NE

CROSS STREET: NE 120TH ST

SEGMENT:

SCALE:
N.T.S.

FILENAME:
Page 5-2A



ESTIMATED QUANTITIES:

ITEM	ITEM DESCRIPTION	UNIT	INVENTORY	REPAIR QTY
PL18	PLASTIC STOP BAR, 18"	LF	155	
PLXW	PLASTIC CROSSWALK STRIPE	SF	940	
PLARW	PLASTIC TRAFFIC ARROW	EA	17	3
PLLTR	PLASTIC TRAFFIC LETTER, 8 FT HIGH	EA		
PLRR	PLASTIC RAILROAD SYMBOL	EA		
RPLSYM	REMOVE PL. ARROW, LETTER, SYMBOL	EA		
RRPM	REMOVE RPM	EA		
RPLXW	REMOVE PLASTIC STRIPE	SF		



CITY OF KIRKLAND

DEPARTMENT OF PUBLIC WORKS
123 FIFTH AVENUE KIRKLAND, WA 98033
(425) 587-3800 www.kirklandwa.gov

G. HORTILLOSA 2/2011
DESIGNED BY: DATE
J. JENNINGS 10/2011
DRAWN BY: DATE
CHECKED BY: DATE

20__ PAVEMENT MARKING PROGRAM

STREET: 124TH AVE NE

CROSS STREET: NE 116TH ST

SEGMENT:

SCALE: N.T.S.

FILENAME: Page 5-3

NE 112TH ST

120TH AVE NE

NO SCALE

ESTIMATED QUANTITIES:

ITEM	ITEM DESCRIPTION	UNIT	INVENTORY	REPAIR QTY
PL18	PLASTIC STOP BAR, 18"	LF	62	
PLXW	PLASTIC CROSSWALK STRIPE	SF	320	40
PLARW	PLASTIC TRAFFIC ARROW	EA	6	2
PLLTR	PLASTIC TRAFFIC LETTER, 8 FT HIGH	EA		
PLRR	PLASTIC RAILROAD SYMBOL	EA		
RPLSYM	REMOVE PL. ARROW, LETTER, SYMBOL	EA		
RRPM	REMOVE RPM	EA		
RPLXW	REMOVE PLASTIC STRIPE	SF		
	RAISED PAVEMENT MARKER, TYPE 2	EA	16	



CITY OF KIRKLAND

DEPARTMENT OF PUBLIC WORKS

123 FIFTH AVENUE KIRKLAND, WA 98033

(425) 587-3800 www.kirklandwa.gov

R. STEITZER 8/2005
DESIGNED BY: DATE

J. JENNINGS 8/2005
DRAWN BY: DATE

CHECKED BY: DATE

20__ PAVEMENT MARKING PROGRAM

STREET: 120TH AVE NE


CROSS STREET: NE 112TH ST

SEGMENT:

SCALE: N.T.S.

FILENAME: Page 5-6

CROSS KIRKLAND CORRIDOR



ESTIMATED QUANTITIES:

ITEM	ITEM DESCRIPTION	UNIT	INVENTORY	REPAIR QTY
PL18	PLASTIC STOP BAR, 18"	LF	120	
PLXW	PLASTIC CROSSWALK STRIPE	SF		
PLARW	PLASTIC TRAFFIC ARROW	EA		
PLLTR	PLASTIC TRAFFIC LETTER, 8 FT HIGH	EA	8	4
	PLASTIC BICYCLE LANE SYMBOL	EA	2	
RPLSYM	REMOVE PL. ARROW, LETTER, SYMBOL	EA		
RRPM	REMOVE RPM	EA		
RPLXW	REMOVE PLASTIC STRIPE	SF		
	RAISED PAVEMENT MARKER TYPE 2	EA	16	

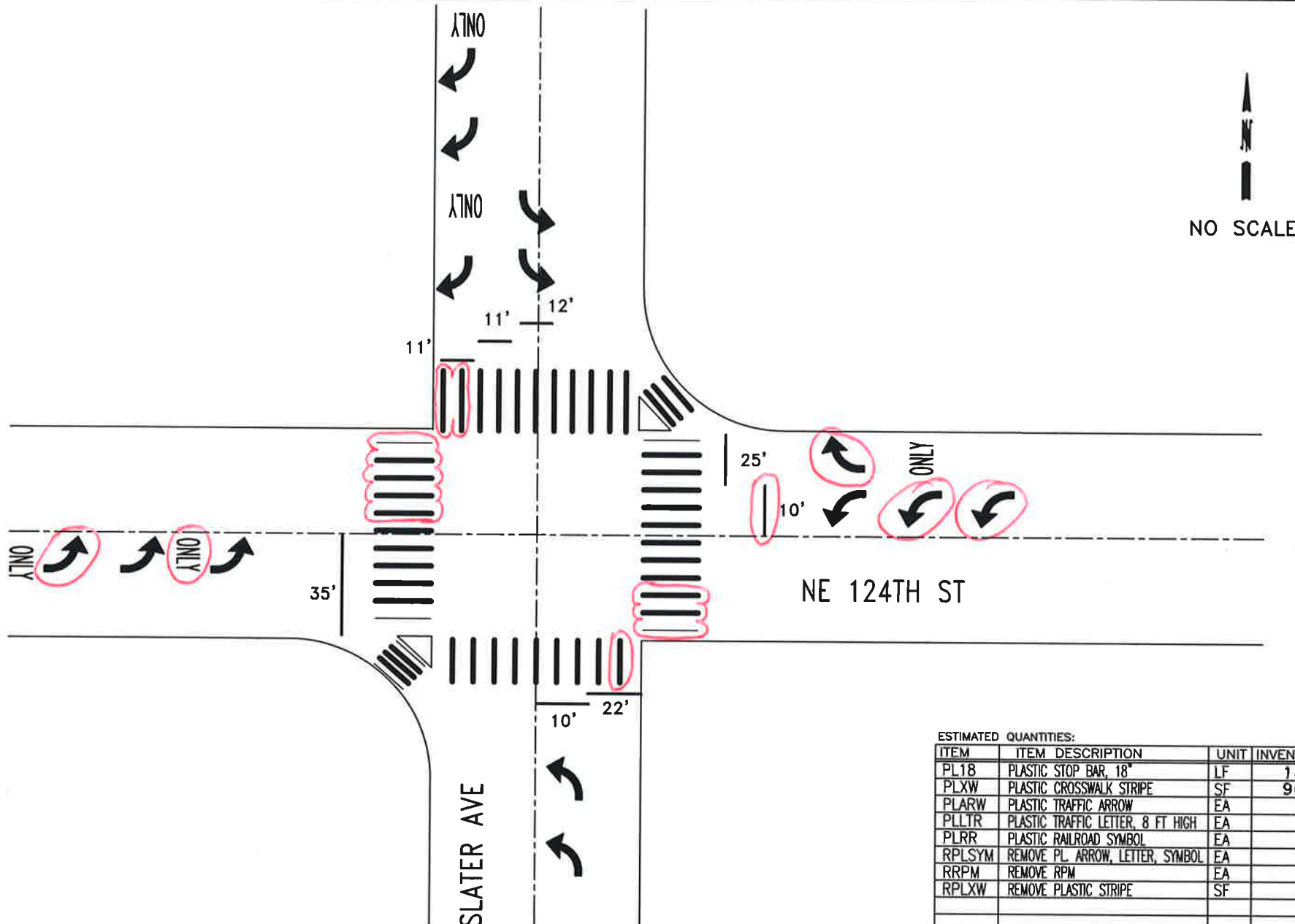


CITY OF KIRKLAND
DEPARTMENT OF PUBLIC WORKS
123 FIFTH AVENUE KIRKLAND, WA 98033
(425) 587-3800 www.kirklandwa.gov

L. KAWAOKA 12/2016
DESIGNED BY: DATE
J.JENNINGS 12/2016
DRAWN BY: DATE
CHECKED BY: DATE

20__ PAVEMENT MARKING PROGRAM
STREET: NE 112TH ST
CROSS STREET: CROSS KIRKLAND CORRIDOR

SEGMENT:
SCALE: N.T.S.
FILENAME: Page 5-7



ESTIMATED QUANTITIES:

ITEM	ITEM DESCRIPTION	UNIT	INVENTORY	REPAIR QTY
PL18	PLASTIC STOP BAR, 18"	LF	144	10
PLXW	PLASTIC CROSSWALK STRIPE	SF	960	200
PLARW	PLASTIC TRAFFIC ARROW	EA	14	4
PLLTR	PLASTIC TRAFFIC LETTER, 8 FT HIGH	EA	8	4
PLRR	PLASTIC RAILROAD SYMBOL	EA		
RPLSYM	REMOVE PL. ARROW, LETTER, SYMBOL	EA		
RRPM	REMOVE RPM	EA		
RPLXW	REMOVE PLASTIC STRIPE	SF		



CITY OF KIRKLAND
 DEPARTMENT OF PUBLIC WORKS
 123 FIFTH AVENUE KIRKLAND, WA 98033
 (425) 587-3800 www.kirklandwa.gov

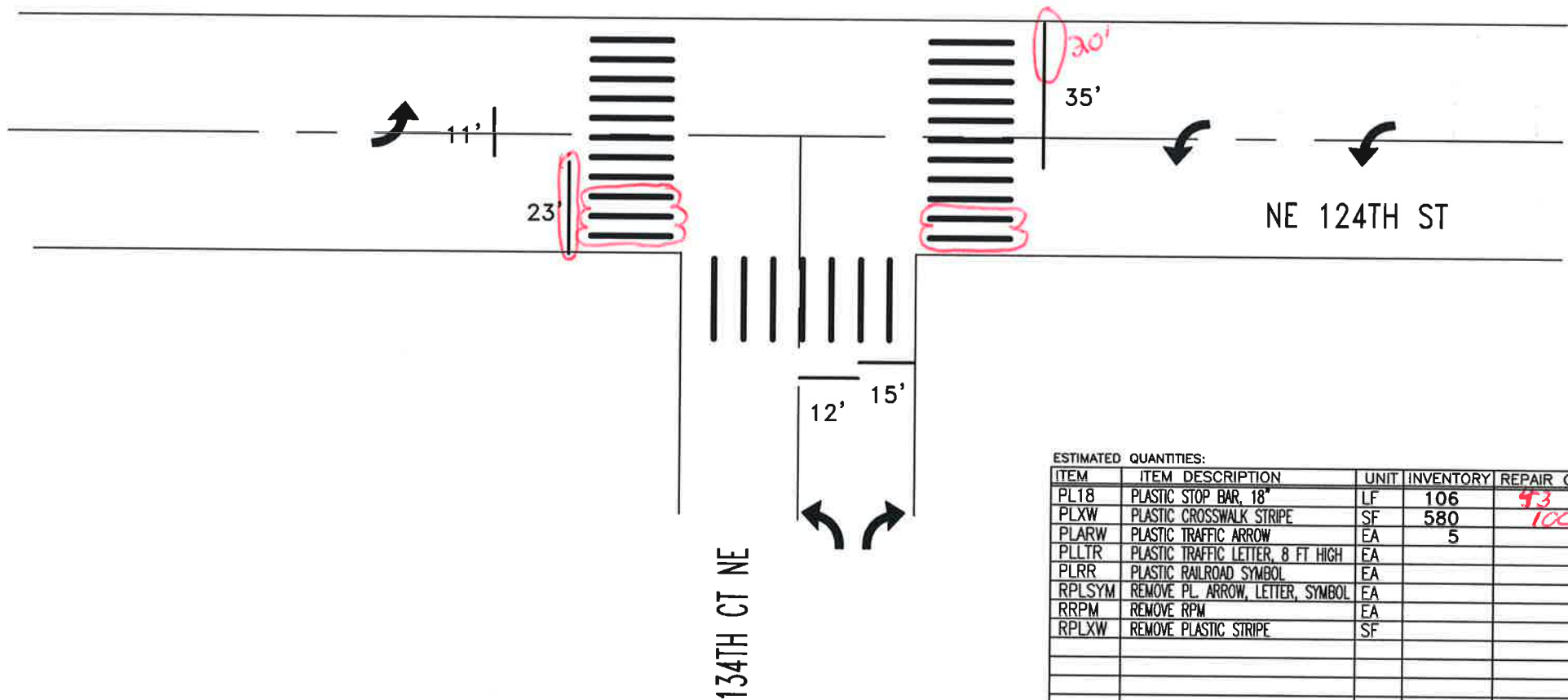
G. HORTILLOSA 10/2012
 DESIGNED BY: DATE
 J. JENNINGS 10/2012
 DRAWN BY: DATE
 CHECKED BY: DATE

20__ PAVEMENT MARKING PROGRAM
 STREET: NE 124TH ST
 CROSS STREET: SLATER AVE

SEGMENT:
 SCALE: N.T.S.
 FILENAME: Page 5-8



NO SCALE



ESTIMATED QUANTITIES:

ITEM	ITEM DESCRIPTION	UNIT	INVENTORY	REPAIR QTY
PL18	PLASTIC STOP BAR, 18"	LF	106	93
PLXW	PLASTIC CROSSWALK STRIPE	SF	580	100
PLARW	PLASTIC TRAFFIC ARROW	EA	5	
PLLTR	PLASTIC TRAFFIC LETTER, 8 FT HIGH	EA		
PLRR	PLASTIC RAILROAD SYMBOL	EA		
RPLSYM	REMOVE PL. ARROW, LETTER, SYMBOL	EA		
RRPM	REMOVE RPM	EA		
RPLXW	REMOVE PLASTIC STRIPE	SF		



CITY OF KIRKLAND

DEPARTMENT OF PUBLIC WORKS

123 FIFTH AVENUE KIRKLAND, WA 98033

(425) 587-3800 www.kirklandwa.gov

G. HORTILLOSA 7/2013
DESIGNED BY: DATE

J. JENNINGS 7/2013
DRAWN BY: DATE

CHECKED BY: DATE

20__ PAVEMENT MARKING PROGRAM

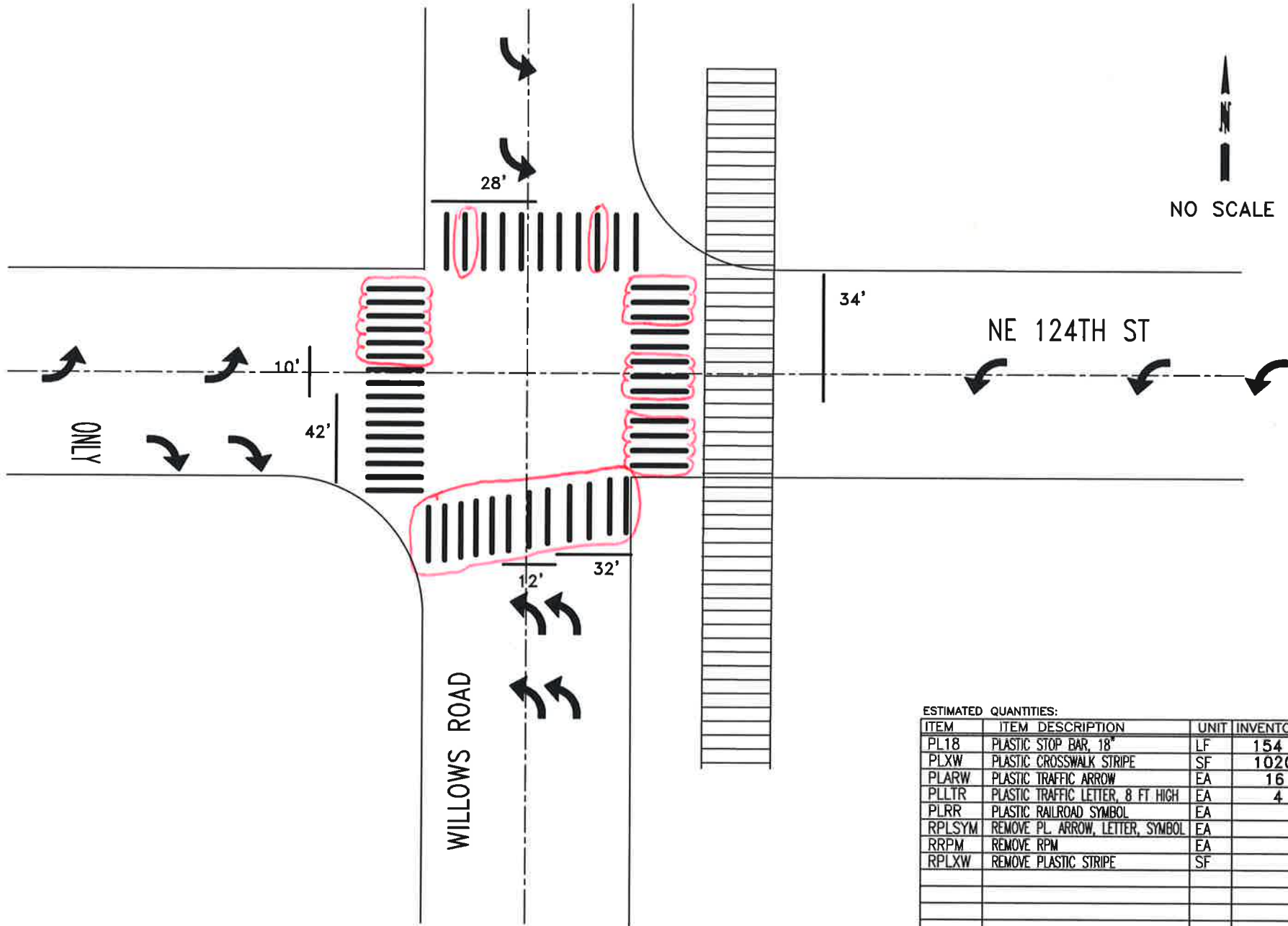
STREET: NE 124TH ST

CROSS STREET: 134TH CT NE

SEGMENT:

SCALE:
N.T.S.

FILENAME:
Page 5-10



ESTIMATED QUANTITIES:

ITEM	ITEM DESCRIPTION	UNIT	INVENTORY	REPAIR QTY
PL18	PLASTIC STOP BAR, 18"	LF	154	
PLXW	PLASTIC CROSSWALK STRIPE	SF	1020	600
PLARW	PLASTIC TRAFFIC ARROW	EA	16	
PLLTR	PLASTIC TRAFFIC LETTER, 8 FT HIGH	EA	4	
PLRR	PLASTIC RAILROAD SYMBOL	EA		
RPLSYM	REMOVE PL. ARROW, LETTER, SYMBOL	EA		
RRPM	REMOVE RPM	EA		
RPLXW	REMOVE PLASTIC STRIPE	SF		



CITY OF KIRKLAND
DEPARTMENT OF PUBLIC WORKS
123 FIFTH AVENUE KIRKLAND, WA 98033
(425) 587-3800 www.kirklandwa.gov

G. HORTILLOSA 7/2013
DESIGNED BY: DATE
J. JENNINGS 7/2013
DRAWN BY: DATE
CHECKED BY: DATE

20__ PAVEMENT MARKING PROGRAM

STREET:

NE 124TH ST

CROSS STREET:

WILLOWS ROAD

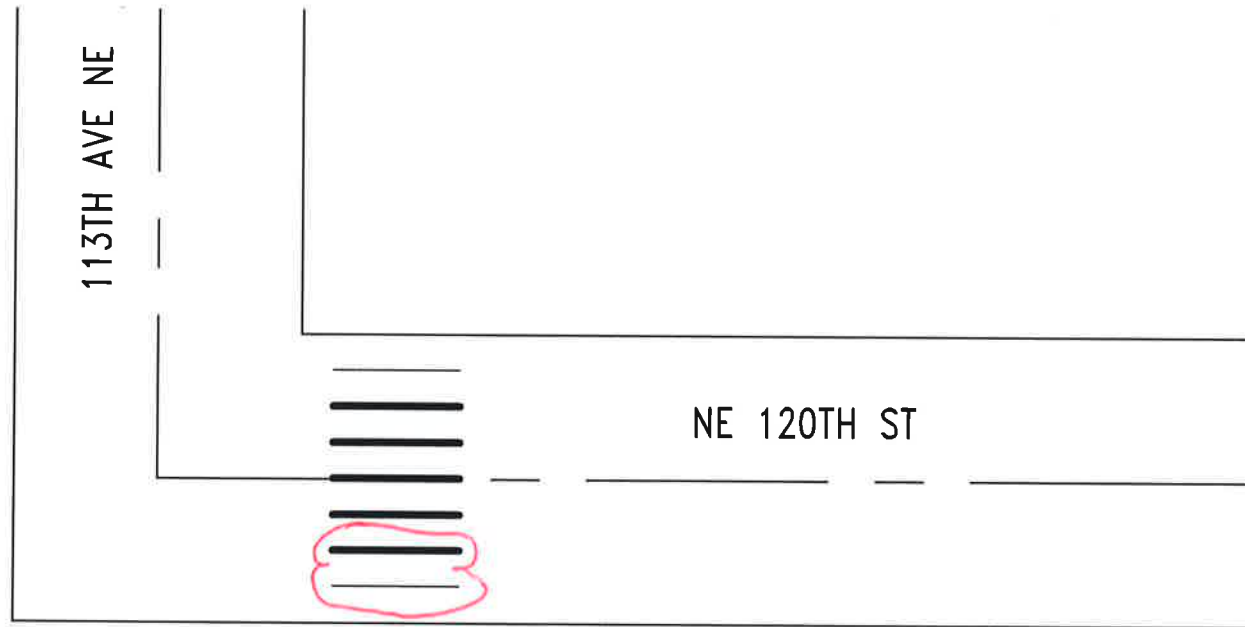
SEGMENT:

SCALE:

N.T.S.

FILENAME:

Page 5-11



ESTIMATED QUANTITIES:

ITEM	ITEM DESCRIPTION	UNIT	INVENTORY	REPAIR	QTY
PL18	PLASTIC STOP BAR, 18"	LF			
PLXW	PLASTIC CROSSWALK STRIPE	SF	120		30
PLARW	PLASTIC TRAFFIC ARROW	EA			
PLLTR	PLASTIC TRAFFIC LETTER, 8 FT HIGH	EA			
PLRR	PLASTIC RAILROAD SYMBOL	EA			
RPLSYM	REMOVE PL. ARROW, LETTER, SYMBOL	EA			
RRPM	REMOVE RPM	EA			
RPLXW	REMOVE PLASTIC STRIPE	SF			



CITY OF KIRKLAND
 DEPARTMENT OF PUBLIC WORKS
 123 FIFTH AVENUE KIRKLAND, WA 98033
 (425) 587-3800 www.kirklandwa.gov

G. HORTILLOSA 3/2009
 DESIGNED BY: DATE
 J. JENNINGS 3/2009
 DRAWN BY: DATE
 CHECKED BY: DATE

20__ PAVEMENT MARKING PROGRAM

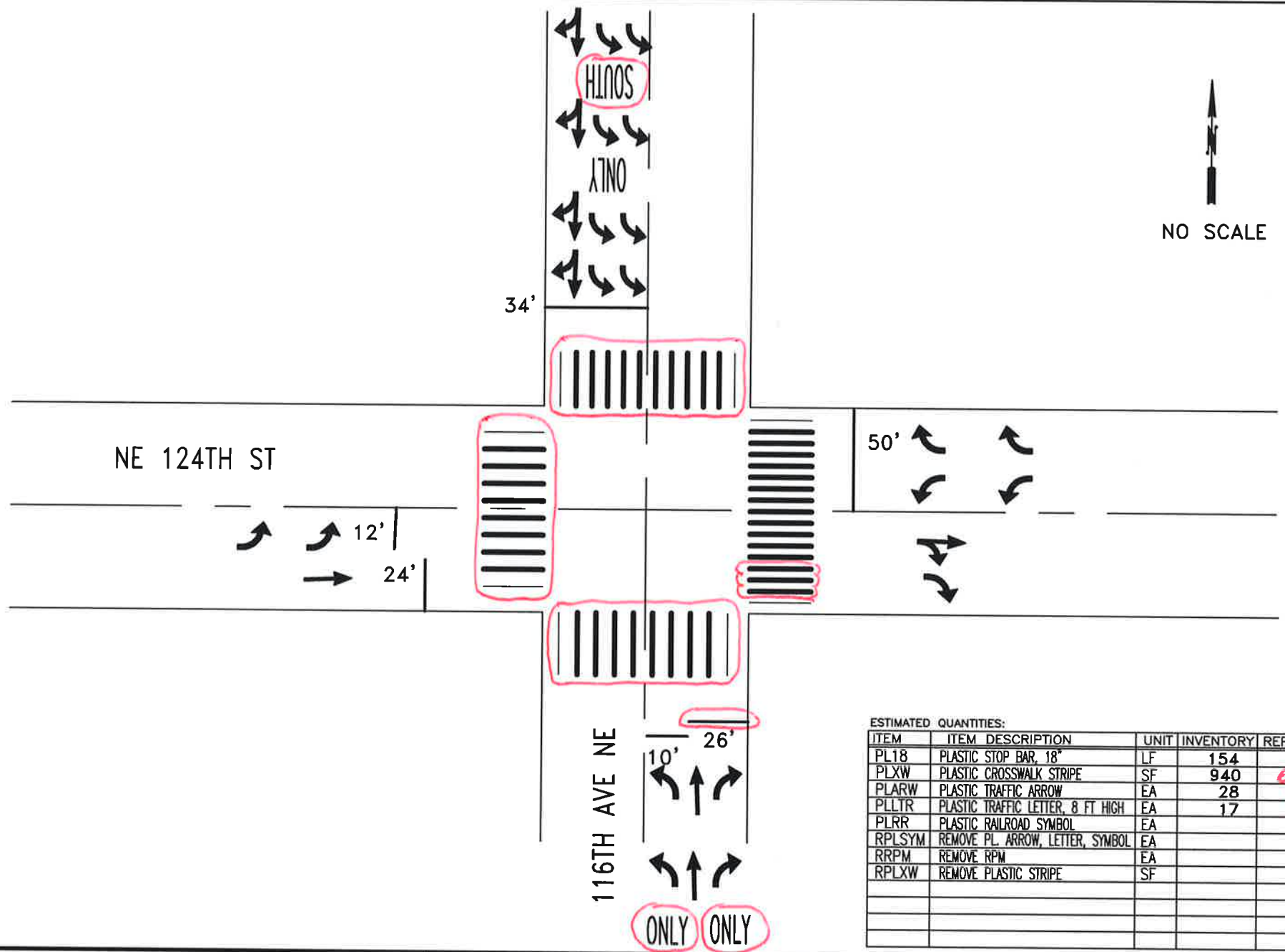
STREET: 113TH AVE NE

CROSS STREET: NE 120TH ST

SEGMENT:

SCALE: N.T.S.

FILENAME: Page 5-16



ESTIMATED QUANTITIES:

ITEM	ITEM DESCRIPTION	UNIT	INVENTORY	REPAIR QTY
PL18	PLASTIC STOP BAR, 18"	LF	154	26
PLXW	PLASTIC CROSSWALK STRIPE	SF	940	640
PLARW	PLASTIC TRAFFIC ARROW	EA	28	
PLLTR	PLASTIC TRAFFIC LETTER, 8 FT HIGH	EA	17	13
PLRR	PLASTIC RAILROAD SYMBOL	EA		
RPLSYM	REMOVE PL. ARROW, LETTER, SYMBOL	EA		
RRPM	REMOVE RPM	EA		
RPLXW	REMOVE PLASTIC STRIPE	SF		

	CITY OF KIRKLAND	G. HORTILLOSA 3/2009	20__ PAVEMENT MARKING PROGRAM	SEGMENT:
	DEPARTMENT OF PUBLIC WORKS	DESIGNED BY: DATE	STREET: NE 124TH ST	SCALE: N.T.S.
	123 FIFTH AVENUE KIRKLAND, WA 98033	J. JENNINGS 3/2009	CROSS STREET: 116TH AVE NE	FILENAME:
	(425) 587-3800 www.kirklandwa.gov	DRAWN BY: DATE		Page 5-18
		CHECKED BY: DATE		



NO SCALE

NE 120TH ST

115TH AVE NE

ESTIMATED QUANTITIES:

ITEM	ITEM DESCRIPTION	UNIT	INVENTORY	REPAIR QTY
PL18	PLASTIC STOP BAR, 18"	LF		
PLXW	PLASTIC CROSSWALK STRIPE	SF	120	30
PLARW	PLASTIC TRAFFIC ARROW	EA		
PLLTR	PLASTIC TRAFFIC LETTER, 8 FT HIGH	EA		
PLRR	PLASTIC RAILROAD SYMBOL	EA		
RPLSYM	REMOVE PL. ARROW, LETTER, SYMBOL	EA		
RRPM	REMOVE RPM	EA		
RPLXW	REMOVE PLASTIC STRIPE	SF		



CITY OF KIRKLAND

DEPARTMENT OF PUBLIC WORKS

123 FIFTH AVENUE KIRKLAND, WA 98033

(425) 587-3800 www.kirklandwa.gov

G. HORTILLOSA 3/2009
DESIGNED BY: DATE

J.JENNINGS 3/2009
DRAWN BY: DATE

CHECKED BY: DATE

20__ PAVEMENT MARKING PROGRAM

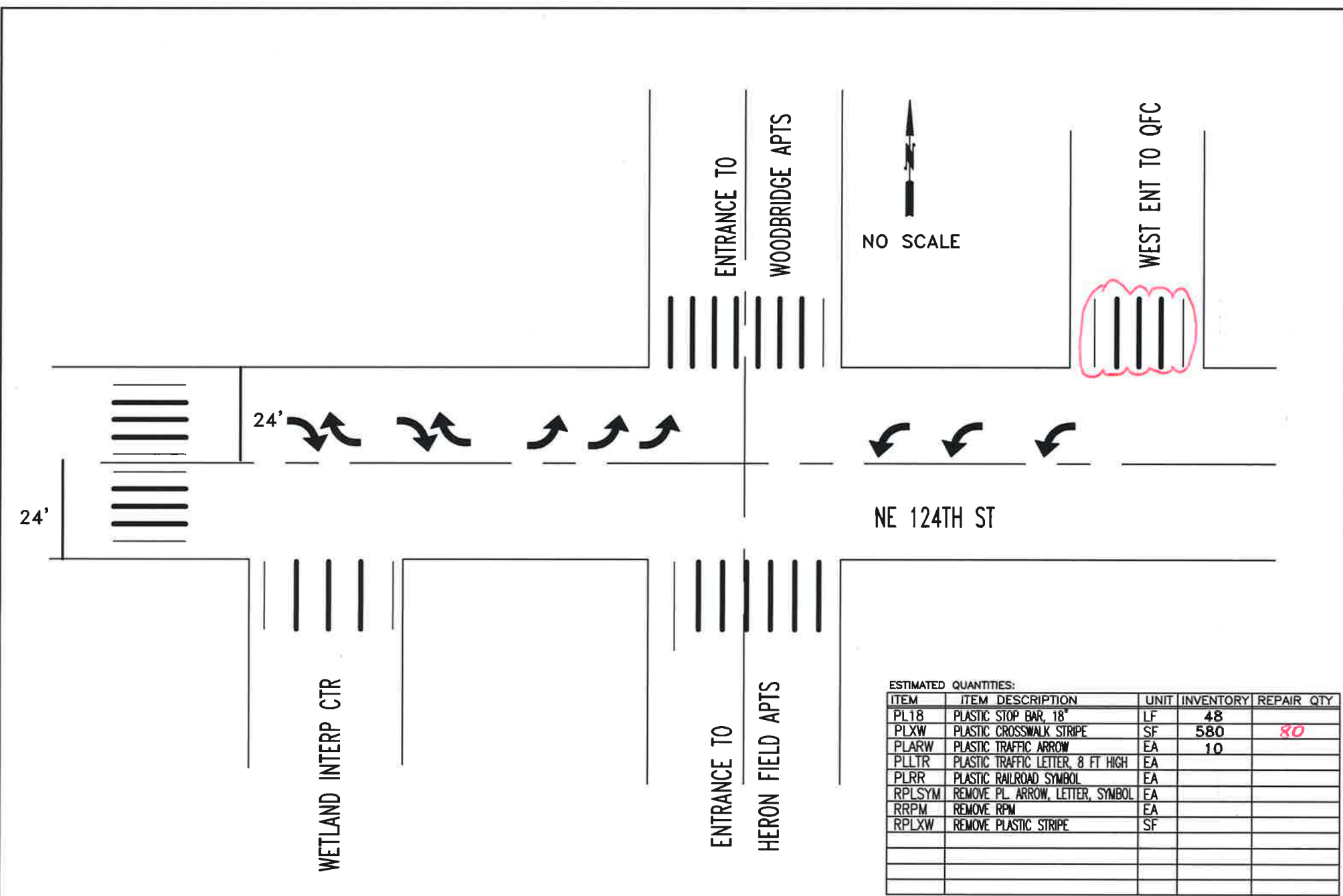
STREET: NE 120TH ST

CROSS STREET: 115TH AVE NE

SEGMENT:

SCALE:
N.T.S.

FILENAME:
Page 5-20



ESTIMATED QUANTITIES:

ITEM	ITEM DESCRIPTION	UNIT	INVENTORY	REPAIR QTY
PL18	PLASTIC STOP BAR, 18"	LF	48	
PLXW	PLASTIC CROSSWALK STRIPE	SF	580	80
PLARW	PLASTIC TRAFFIC ARROW	EA	10	
PLLTR	PLASTIC TRAFFIC LETTER, 8 FT HIGH	EA		
PLRR	PLASTIC RAILROAD SYMBOL	EA		
RPLSYM	REMOVE PL. ARROW, LETTER, SYMBOL	EA		
RRPM	REMOVE RPM	EA		
RPLXW	REMOVE PLASTIC STRIPE	SF		

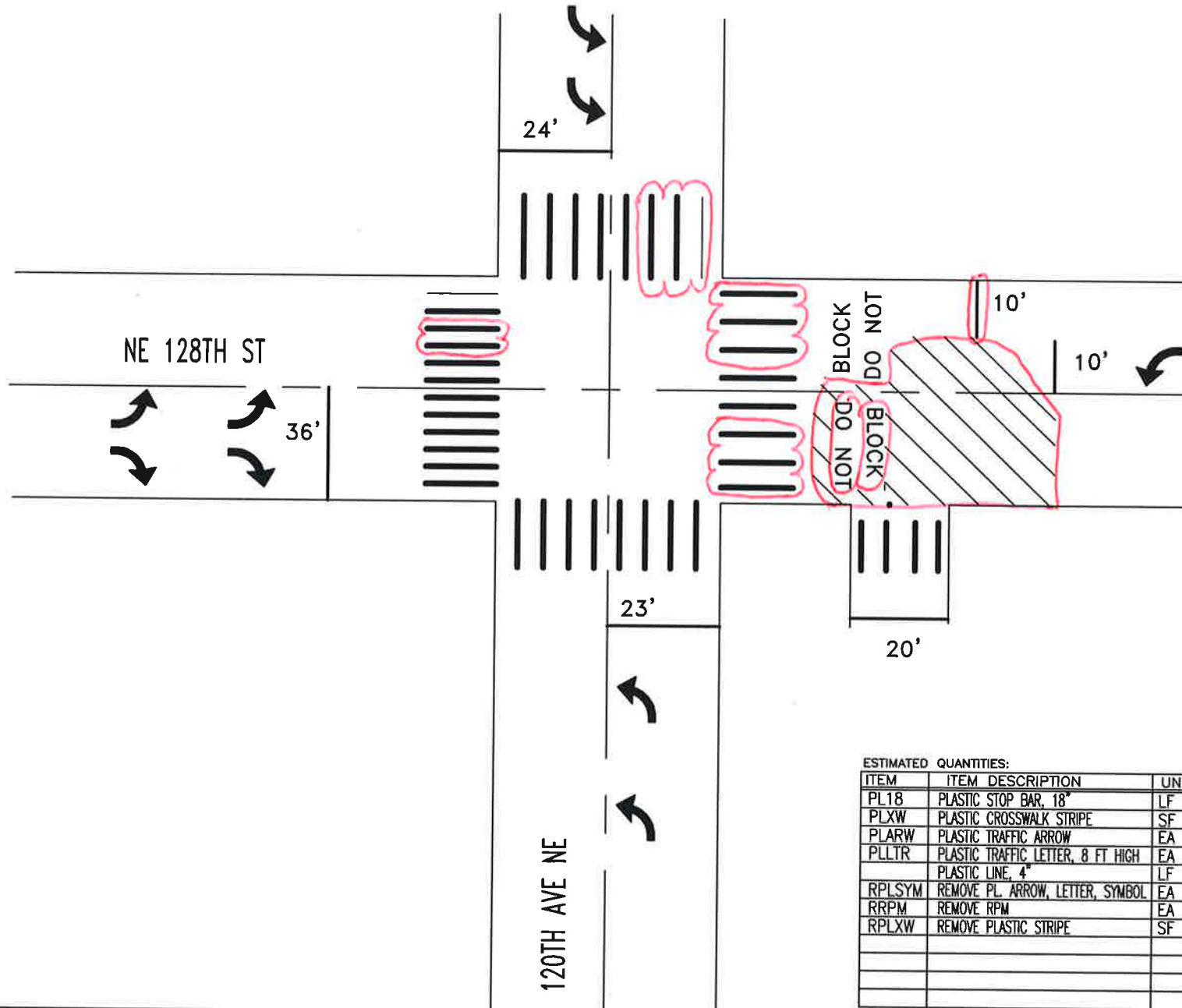


CITY OF KIRKLAND
 DEPARTMENT OF PUBLIC WORKS
 123 FIFTH AVENUE KIRKLAND, WA 98033
 (425) 587-3800 www.kirklandwa.gov

G. HORTILLOSA 10/2011
 DESIGNED BY: DATE
 J. JENNINGS 10/2011
 DRAWN BY: DATE
 CHECKED BY: DATE

20__ PAVEMENT MARKING PROGRAM
 STREET: NE 124TH ST
 CROSS STREET: 107TH TO 113TH AVES NE

SEGMENT:
 SCALE: N.T.S.
 FILENAME: Page 5-22



ESTIMATED QUANTITIES:

ITEM	ITEM DESCRIPTION	UNIT	INVENTORY	REPAIR QTY
PL18	PLASTIC STOP BAR, 18"	LF	123	10
PLXW	PLASTIC CROSSWALK STRIPE	SF	730	310
PLARW	PLASTIC TRAFFIC ARROW	EA	9	
PLLTR	PLASTIC TRAFFIC LETTER, 8 FT HIGH	EA	20	10
	PLASTIC LINE, 4"	LF	230	230
RPLSYM	REMOVE PL. ARROW, LETTER, SYMBOL	EA		
RRPM	REMOVE RPM	EA		
RPLXW	REMOVE PLASTIC STRIPE	SF		



CITY OF KIRKLAND
DEPARTMENT OF PUBLIC WORKS
123 FIFTH AVENUE KIRKLAND, WA 98033
(425) 587-3800 www.kirklandwa.gov

L. KAWAOKA 3/2016
DESIGNED BY: DATE
J. JENNINGS 3/2016
DRAWN BY: DATE
CHECKED BY: DATE

20__ PAVEMENT MARKING PROGRAM
STREET: 120TH AVE NE
CROSS STREET: NE 128TH ST

SEGMENT:
SCALE: N.T.S.
FILENAME:
Page 5-27



NO SCALE

NE 128TH ST



MADISON
HOUSE

ESTIMATED QUANTITIES:

ITEM	ITEM DESCRIPTION	UNIT	INVENTORY	REPAIR QTY
PL18	PLASTIC STOP BAR, 18"	LF		
PLXW	PLASTIC CROSSWALK STRIPE	SF	120	40
PLARW	PLASTIC TRAFFIC ARROW	EA		
PLLTR	PLASTIC TRAFFIC LETTER, 8 FT HIGH	EA		
PLRR	PLASTIC RAILROAD SYMBOL	EA		
RPLSYM	REMOVE PL. ARROW, LETTER, SYMBOL	EA		
RRPM	REMOVE RPM	EA		
RPLXW	REMOVE PLASTIC STRIPE	SF		



CITY OF KIRKLAND

DEPARTMENT OF PUBLIC WORKS

123 FIFTH AVENUE KIRKLAND, WA 98033

(425) 587-3800 www.kirklandwa.gov

F. LEE 4/2015
DESIGNED BY: DATE

J. JENNINGS 4/2015
DRAWN BY: DATE

CHECKED BY: DATE

20__ PAVEMENT MARKING PROGRAM

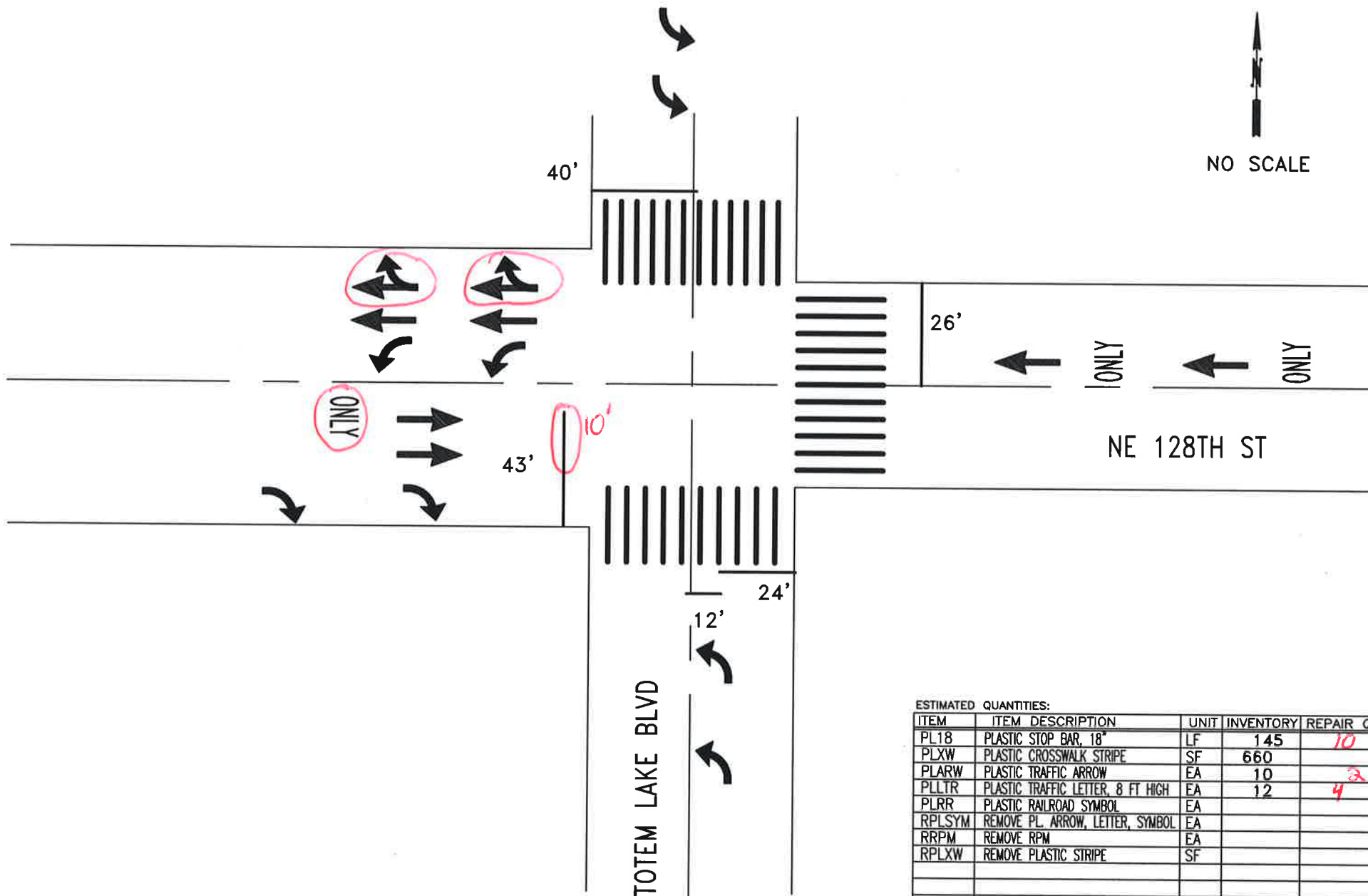
STREET: NE 128TH ST

CROSS STREET: MADISON HOUSE

SEGMENT:

SCALE:
N.T.S.

FILENAME:
Page 5-29



ESTIMATED QUANTITIES:

ITEM	ITEM DESCRIPTION	UNIT	INVENTORY	REPAIR QTY
PL18	PLASTIC STOP BAR, 18"	LF	145	10
PLXW	PLASTIC CROSSWALK STRIPE	SF	660	
PLARW	PLASTIC TRAFFIC ARROW	EA	10	2
PLLTR	PLASTIC TRAFFIC LETTER, 8 FT HIGH	EA	12	4
PLRR	PLASTIC RAILROAD SYMBOL	EA		
RPLSYM	REMOVE PL. ARROW, LETTER, SYMBOL	EA		
RRPM	REMOVE RPM	EA		
RPLXW	REMOVE PLASTIC STRIPE	SF		

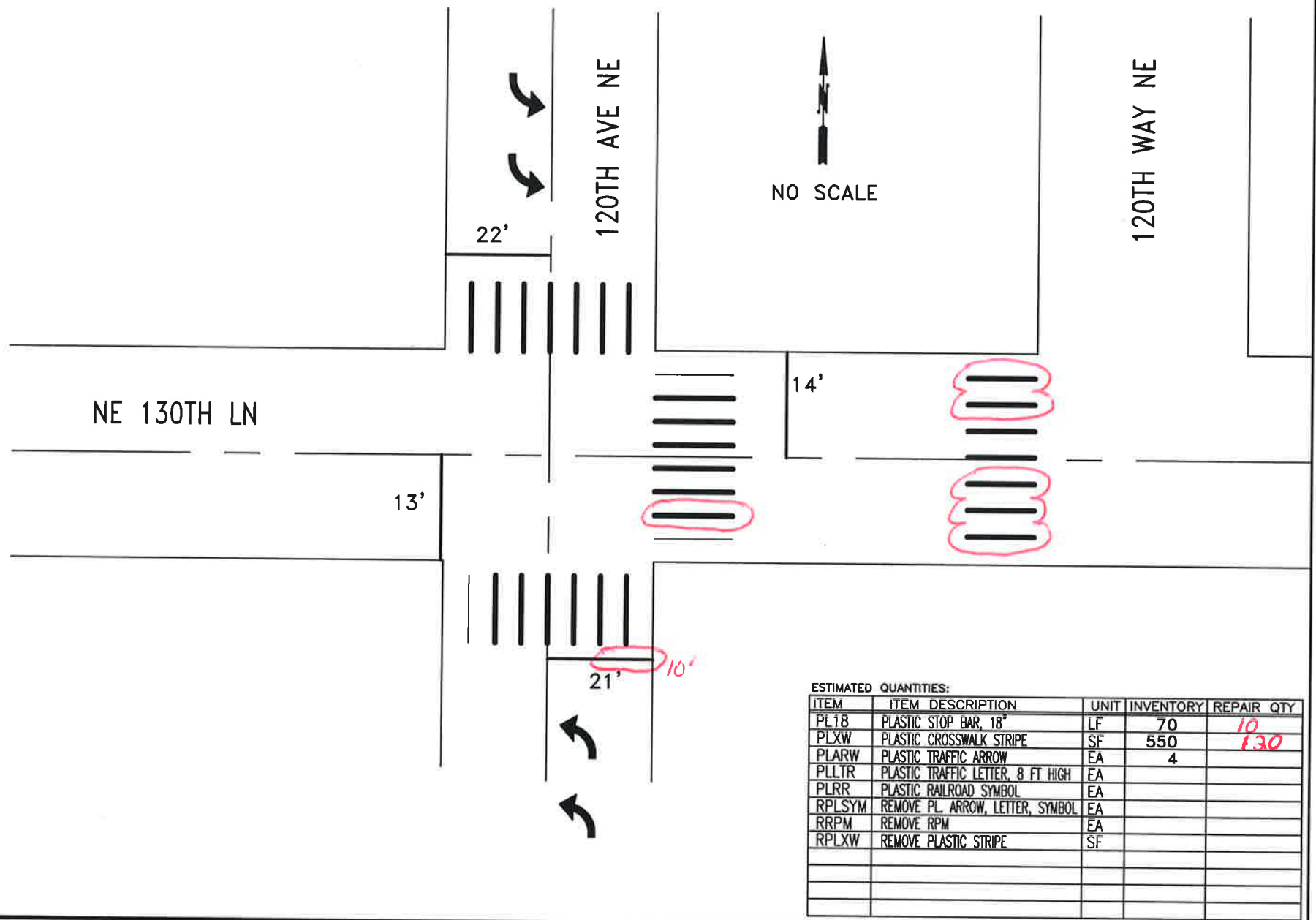


CITY OF KIRKLAND
DEPARTMENT OF PUBLIC WORKS
123 FIFTH AVENUE KIRKLAND, WA 98033
(425) 587-3800 www.kirklandwa.gov

G. HORTILLOSA 3/2009
DESIGNED BY: DATE
J. JENNINGS 3/2009
DRAWN BY: DATE
CHECKED BY: DATE

20__ PAVEMENT MARKING PROGRAM
STREET: TOTEM LAKE BLVD
CROSS STREET: NE 128TH ST

SEGMENT:
SCALE: N.T.S.
FILENAME: Page 5-31



CITY OF KIRKLAND
DEPARTMENT OF PUBLIC WORKS
123 FIFTH AVENUE KIRKLAND, WA 98033
(425) 587-3800 www.kirklandwa.gov

G. HORTILLOSA 2/2013
DESIGNED BY: DATE
J. JENNINGS 2/2011
DRAWN BY: DATE
CHECKED BY: DATE

20__ PAVEMENT MARKING PROGRAM
STREET: 120TH AVE NE
CROSS STREET: NE 130TH LN

SEGMENT:
SCALE: N.T.S.
FILENAME: Page 5-32

SB I-405 ON RAMP



22'

NE 124 ST

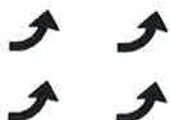
NB I-405 ON RAMP



NO SCALE

29'

SB I-405 OFF RAMP



35'



ESTIMATED QUANTITIES:

ITEM	ITEM DESCRIPTION	UNIT	INVENTORY	REPAIR QTY
PL18	PLASTIC STOP BAR, 18"	LF	85	33
PLXW	PLASTIC CROSSWALK STRIPE	SF		
PLARW	PLASTIC TRAFFIC ARROW	EA	15	
PLLTR	PLASTIC TRAFFIC LETTER, 8 FT HIGH	EA		
PLRR	PLASTIC RAILROAD SYMBOL	EA		
RPLSYM	REMOVE PL. ARROW, LETTER, SYMBOL	EA		
RRPM	REMOVE RPM	EA		
RPLXW	REMOVE PLASTIC STRIPE	SF		

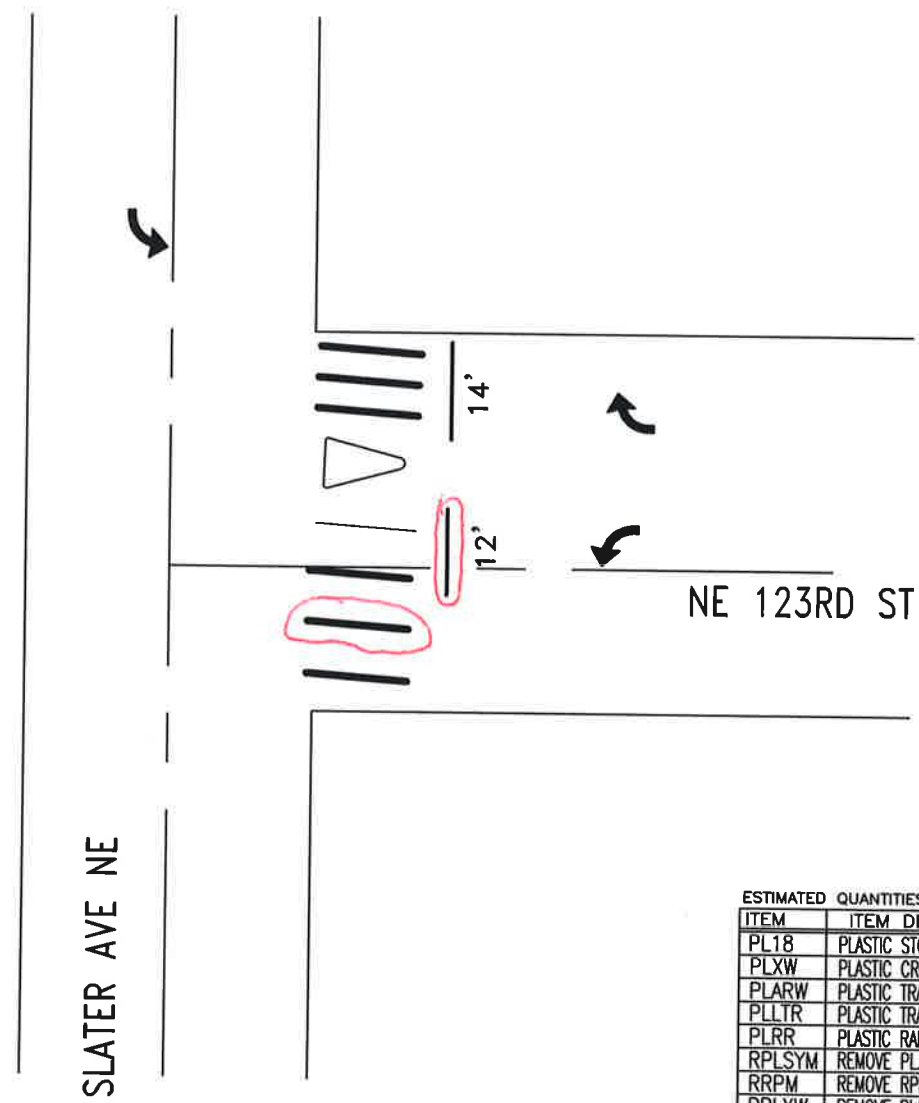


CITY OF KIRKLAND
DEPARTMENT OF PUBLIC WORKS
123 FIFTH AVENUE KIRKLAND, WA 98033
(425) 587-3800 www.kirklandwa.gov

G. HORTILLOSA 2/2011
DESIGNED BY: DATE
J. JENNINGS 2/2011
DRAWN BY: DATE
CHECKED BY: DATE

20__ PAVEMENT MARKING PROGRAM
STREET: NE 124 ST
CROSS STREET: I-405 EAST OF FREEWAY

SEGMENT:
SCALE: N.T.S.
FILENAME:
Page 5-35



ESTIMATED QUANTITIES:

ITEM	ITEM DESCRIPTION	UNIT	INVENTORY	REPAIR QTY
PL18	PLASTIC STOP BAR, 18"	LF	26	12
PLXW	PLASTIC CROSSWALK STRIPE	SF	130	20
PLARW	PLASTIC TRAFFIC ARROW	EA	4	
PLLTR	PLASTIC TRAFFIC LETTER, 8 FT HIGH	EA		
PLRR	PLASTIC RAILROAD SYMBOL	EA		
RPLSYM	REMOVE PL. ARROW, LETTER, SYMBOL	EA		
RRPM	REMOVE RPM	EA		
RPLXW	REMOVE PLASTIC STRIPE	SF		

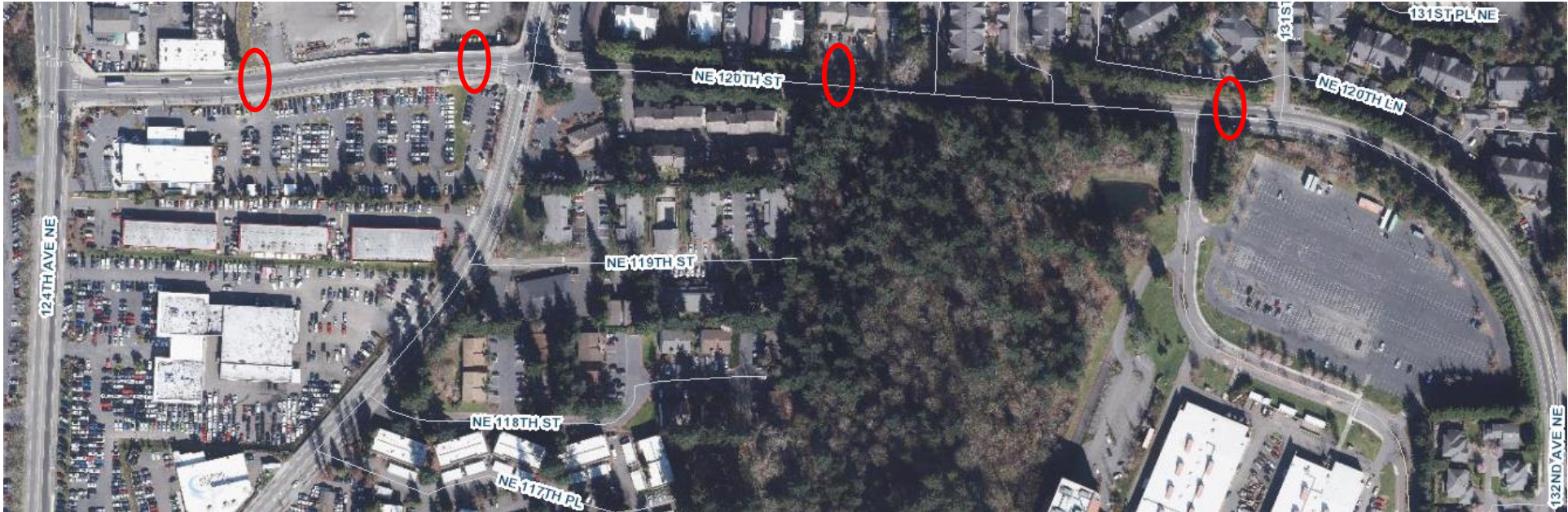


CITY OF KIRKLAND
DEPARTMENT OF PUBLIC WORKS
123 FIFTH AVENUE KIRKLAND, WA 98033
(425) 587-3800 www.kirklandwa.gov

DESIGNED BY: F. LEE DATE: 4/2015
DRAWN BY: J. JENNINGS DATE: 4/2015
CHECKED BY: _____ DATE: _____

20__ PAVEMENT MARKING PROGRAM
STREET: SLATER AVE NE
CROSS STREET: NE 123RD ST


SEGMENT: _____
SCALE: N.T.S.
FILENAME: _____
Page 5-37



Item No.	Item Description	Est Quantities	Unit
B5	Bicycle Lane Symbol	6	EA



Item No.	Item Description	Est Quantities	Unit
B5	Bicycle Lane Symbol	5	EA
B5	Sharrow Symbol	4	EA



Item No.	Item Description	Est Quantities	Unit
B1	18-in Stop Line	15	LF

NORKIRK INTERSECTION PLANS



CITY OF KIRKLAND
DEPARTMENT OF PUBLIC WORKS
123 FIFTH AVENUE KIRKLAND, WA 98033
(425) 587-3800 www.kirklandwa.gov

S. GONSAR 9/2020
DESIGNED BY: DATE
J. JENNINGS 9/2020
DRAWN BY: DATE
CHECKED BY: DATE

2021 PAVEMENT MARKING PROGRAM

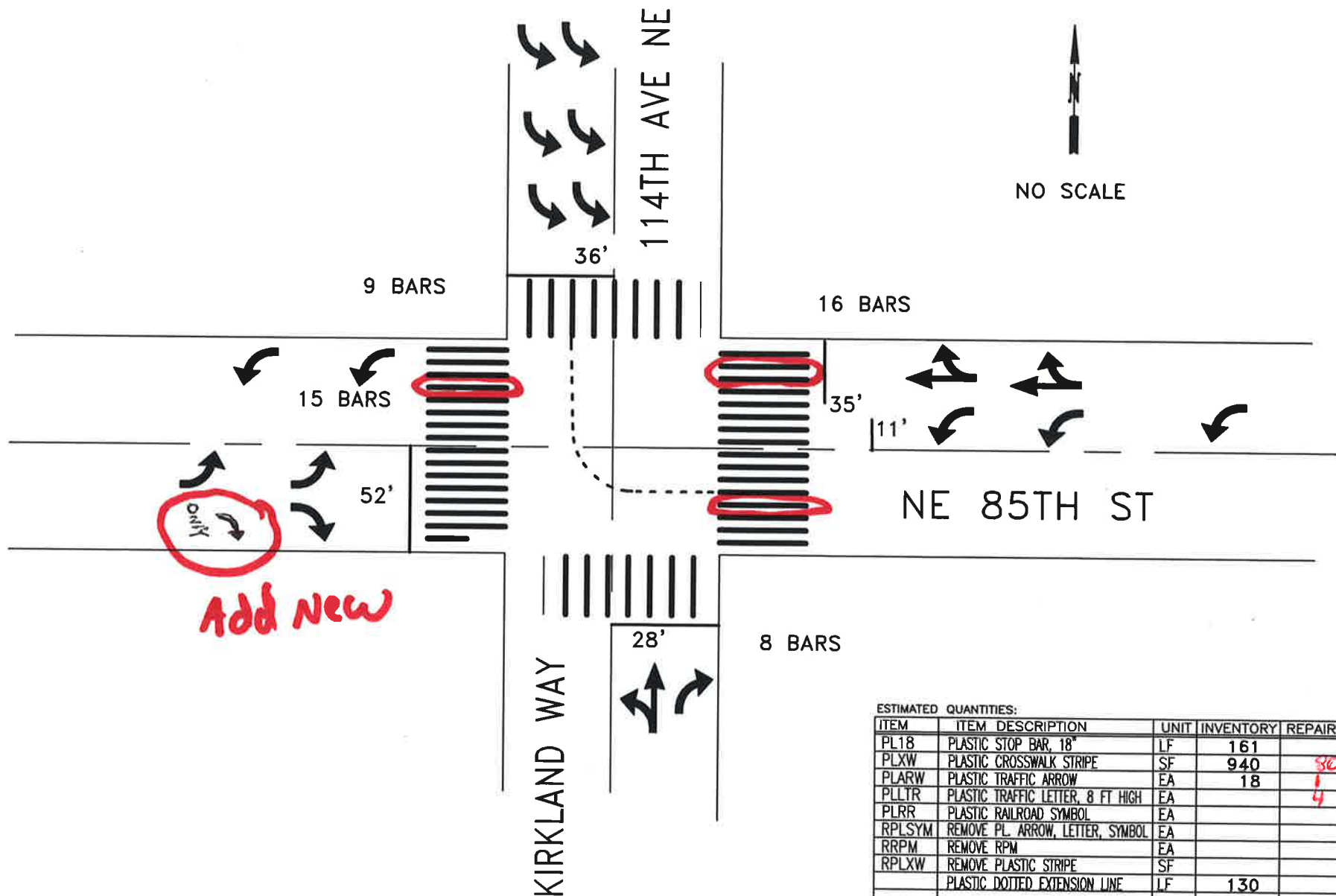
STREET:

CROSS STREET:

SEGMENT:

SCALE:
N.T.S.

FILENAME:
7-0



ESTIMATED QUANTITIES:

ITEM	ITEM DESCRIPTION	UNIT	INVENTORY	REPAIR QTY
PL18	PLASTIC STOP BAR, 18"	LF	161	
PLXW	PLASTIC CROSSWALK STRIPE	SF	940	30
PLARW	PLASTIC TRAFFIC ARROW	EA	18	4
PLLTR	PLASTIC TRAFFIC LETTER, 8 FT HIGH	EA		
PLRR	PLASTIC RAILROAD SYMBOL	EA		
RPLSYM	REMOVE PL. ARROW, LETTER, SYMBOL	EA		
RRPM	REMOVE RPM	EA		
RPLXW	REMOVE PLASTIC STRIPE	SF		
	PLASTIC DOTTED EXTENSION LINE	LF	130	



CITY OF KIRKLAND
DEPARTMENT OF PUBLIC WORKS
123 FIFTH AVENUE KIRKLAND, WA 98033
(425) 828-1243 www.ci.kirkland.wa.us

G. HORTILLOSA 2/2012
DESIGNED BY: DATE

J. JENNINGS 2/2012
DRAWN BY: DATE

CHECKED BY: DATE

20__ PAVEMENT MARKING PROGRAM

STREET:

NE 85TH ST

CROSS STREET:

114TH AVE NE

SEGMENT:

1620-#10

SCALE:

N.T.S.

FILENAME:

Page 7-2

7TH AVE

6TH ST

NO SCALE

10'

10'

21'

22'

ESTIMATED QUANTITIES:

ITEM	ITEM DESCRIPTION	UNIT	INVENTORY	REPAIR QTY
PL18	PLASTIC STOP BAR, 18"	LF	60	
PLXW	PLASTIC CROSSWALK STRIPE	SF	410	50
PLARW	PLASTIC TRAFFIC ARROW	EA		
PLLTR	PLASTIC TRAFFIC LETTER, 8 FT HIGH	EA		
PLRR	PLASTIC RAILROAD SYMBOL	EA		
RPLSYM	REMOVE PL. ARROW, LETTER, SYMBOL	EA		
RRPM	REMOVE RPM	EA		
RPLXW	REMOVE PLASTIC STRIPE	SF		



CITY OF KIRKLAND

DEPARTMENT OF PUBLIC WORKS

123 FIFTH AVENUE KIRKLAND, WA 98033

(425) 587-3800 www.kirklandwa.gov

R STEITZER 10/2004
DESIGNED BY: DATE

J.JENNINGS 10/2004
DRAWN BY: DATE

CHECKED BY: DATE

20__ PAVEMENT MARKING PROGRAM

STREET: 7TH AVE

CROSS STREET: 6TH ST

SEGMENT:

SCALE: N.T.S.

FILENAME: Page 7-6

7TH AVE

3RD ST

NO SCALE

17'

18'

16'

ESTIMATED QUANTITIES:

ITEM	ITEM DESCRIPTION	UNIT	INVENTORY	REPAIR QTY
PL18	PLASTIC STOP BAR, 18"	LF	71	10
PLXW	PLASTIC CROSSWALK STRIPE	SF	360	180
PLARW	PLASTIC TRAFFIC ARROW	EA		
PLLTR	PLASTIC TRAFFIC LETTER, 8 FT HIGH	EA		
PLRR	PLASTIC RAILROAD SYMBOL	EA		
RPLSYM	REMOVE PL. ARROW, LETTER, SYMBOL	EA		
RRPM	REMOVE RPM	EA		
RPLXW	REMOVE PLASTIC STRIPE	SF		



CITY OF KIRKLAND

DEPARTMENT OF PUBLIC WORKS
123 FIFTH AVENUE KIRKLAND, WA 98033

(425) 587-3800 www.kirklandwa.gov

G. HORTILLOSA 10/2006
DESIGNED BY: DATE

J.JENNINGS 10/2006
DRAWN BY: DATE

CHECKED BY: DATE

20__ PAVEMENT MARKING PROGRAM

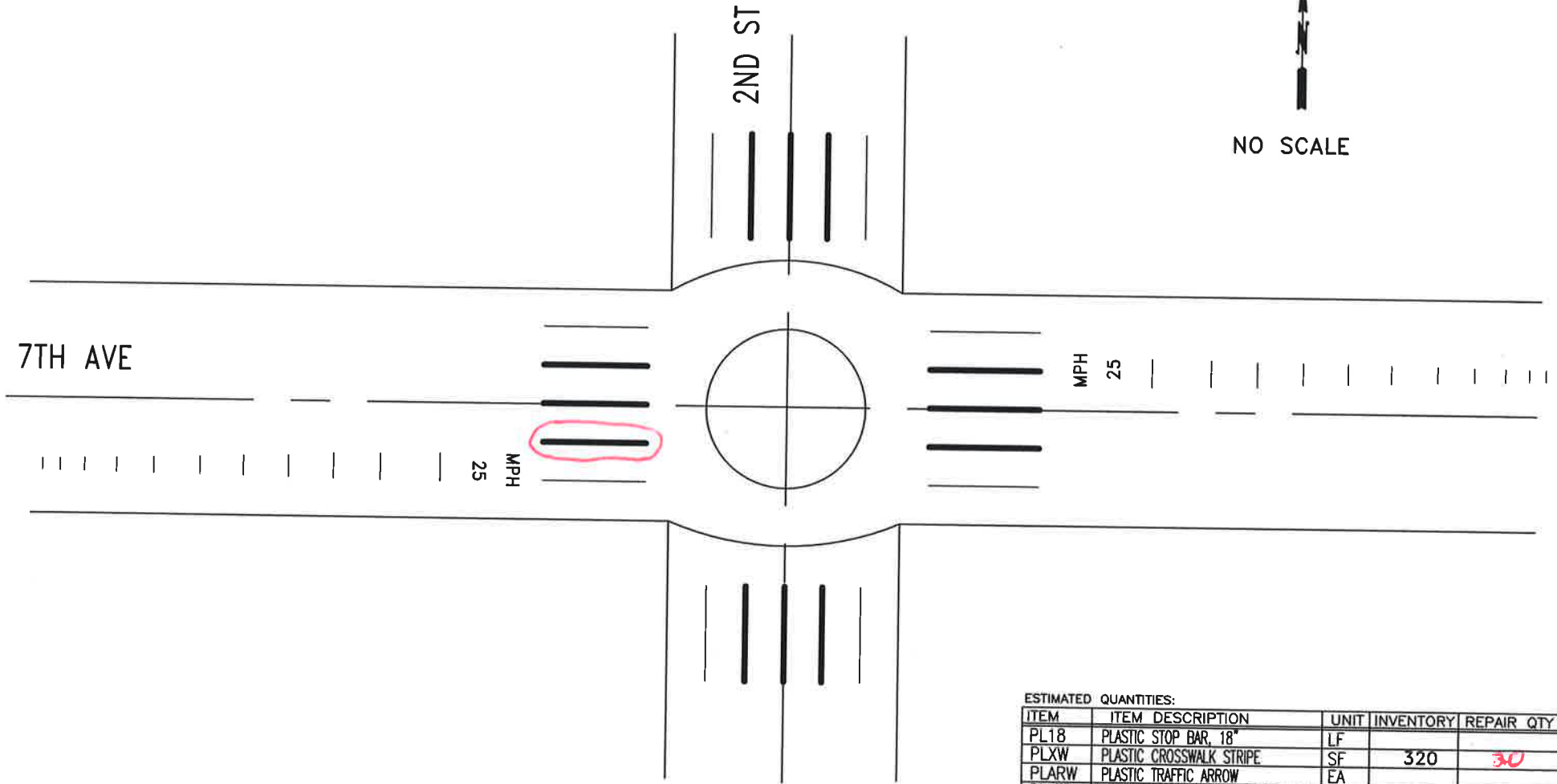
STREET: 3RD ST

CROSS STREET: 7TH AVE

SEGMENT:

SCALE: N.T.S.

FILENAME: Page 7-10



ESTIMATED QUANTITIES:

ITEM	ITEM DESCRIPTION	UNIT	INVENTORY	REPAIR QTY
PL18	PLASTIC STOP BAR, 18"	LF		
PLXW	PLASTIC CROSSWALK STRIPE	SF	320	30
PLARW	PLASTIC TRAFFIC ARROW	EA		
PLLTR	PLASTIC TRAFFIC LETTER, 8 FT HIGH	EA	10	
PLRR	PLASTIC RAILROAD SYMBOL	EA		
RPLSYM	REMOVE PL. ARROW, LETTER, SYMBOL	EA		
RRPM	REMOVE RPM	EA		
RPLXW	REMOVE PLASTIC STRIPE	SF		
PLLGD	PLASTIC SPEED LEGEND BARS	EA	124	
	PAINT STRIPE 2' STRIPE/4'SKIP	LF	78	

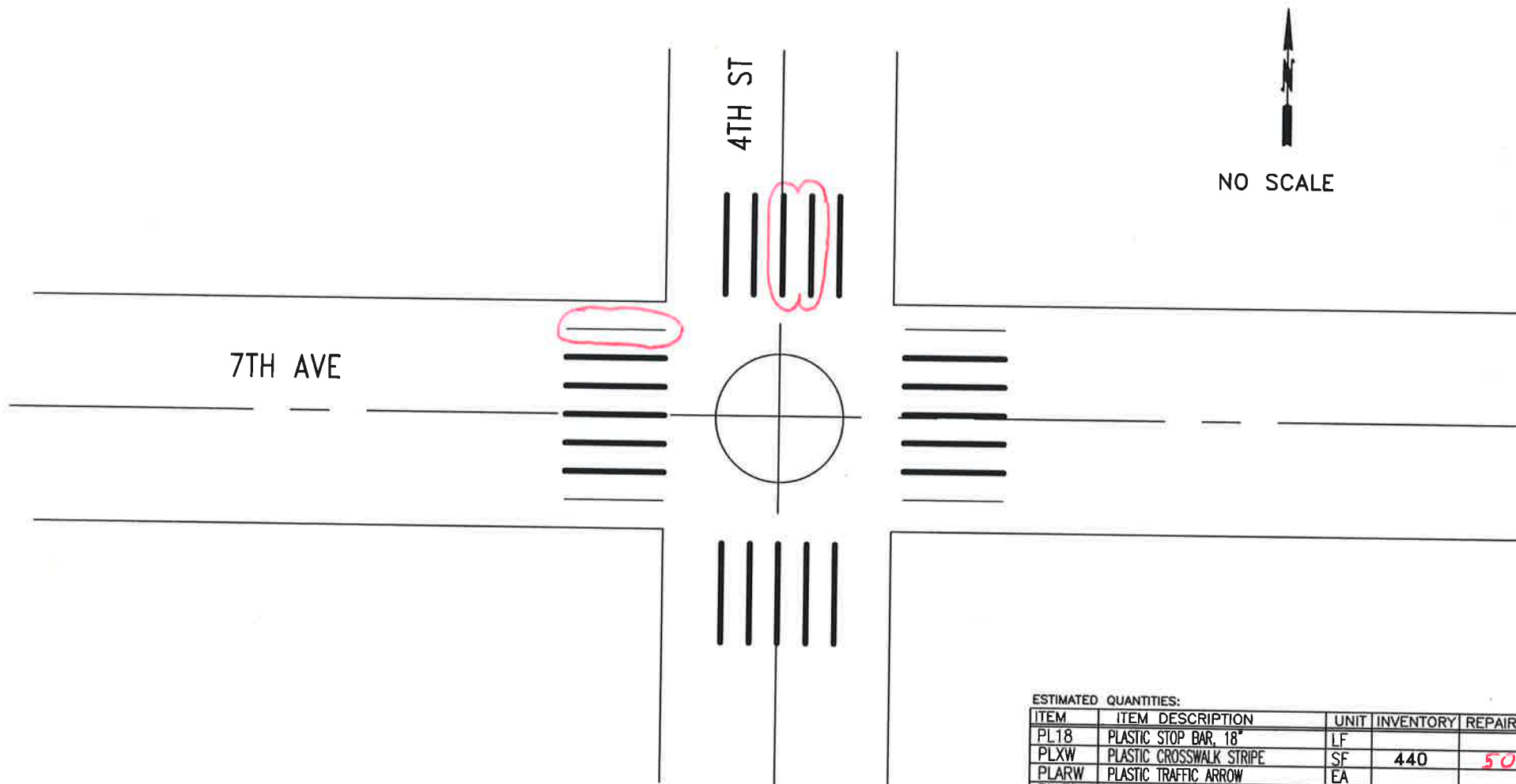


CITY OF KIRKLAND
 DEPARTMENT OF PUBLIC WORKS
 123 FIFTH AVENUE KIRKLAND, WA 98033
 (425) 587-3800 www.kirklandwa.gov

G. HORTILLOSA 4/2008
 DESIGNED BY: DATE
 J. JENNINGS 4/2008
 DRAWN BY: DATE
 CHECKED BY: DATE

20__ PAVEMENT MARKING PROGRAM
 STREET: 7TH AVE
 CROSS STREET: 2ND ST

SEGMENT:
 SCALE: N.T.S.
 FILENAME:
 Page 7-14



ESTIMATED QUANTITIES:

ITEM	ITEM DESCRIPTION	UNIT	INVENTORY	REPAIR QTY
PL18	PLASTIC STOP BAR, 18"	LF		
PLXW	PLASTIC CROSSWALK STRIPE	SF	440	50
PLARW	PLASTIC TRAFFIC ARROW	EA		
PLLTR	PLASTIC TRAFFIC LETTER, 8 FT HIGH	EA		
PLRR	PLASTIC RAILROAD SYMBOL	EA		
RPLSYM	REMOVE PL. ARROW, LETTER, SYMBOL	EA		
RRPM	REMOVE RPM	EA		
RPLXW	REMOVE PLASTIC STRIPE	SF		



CITY OF KIRKLAND

DEPARTMENT OF PUBLIC WORKS

123 FIFTH AVENUE KIRKLAND, WA 98033

(425) 587-3800 www.kirklandwa.gov

A. KHANAL 10/2015
DESIGNED BY: DATE

J. JENNINGS 10/2015
DRAWN BY: DATE

CHECKED BY: DATE

20__ PAVEMENT MARKING PROGRAM

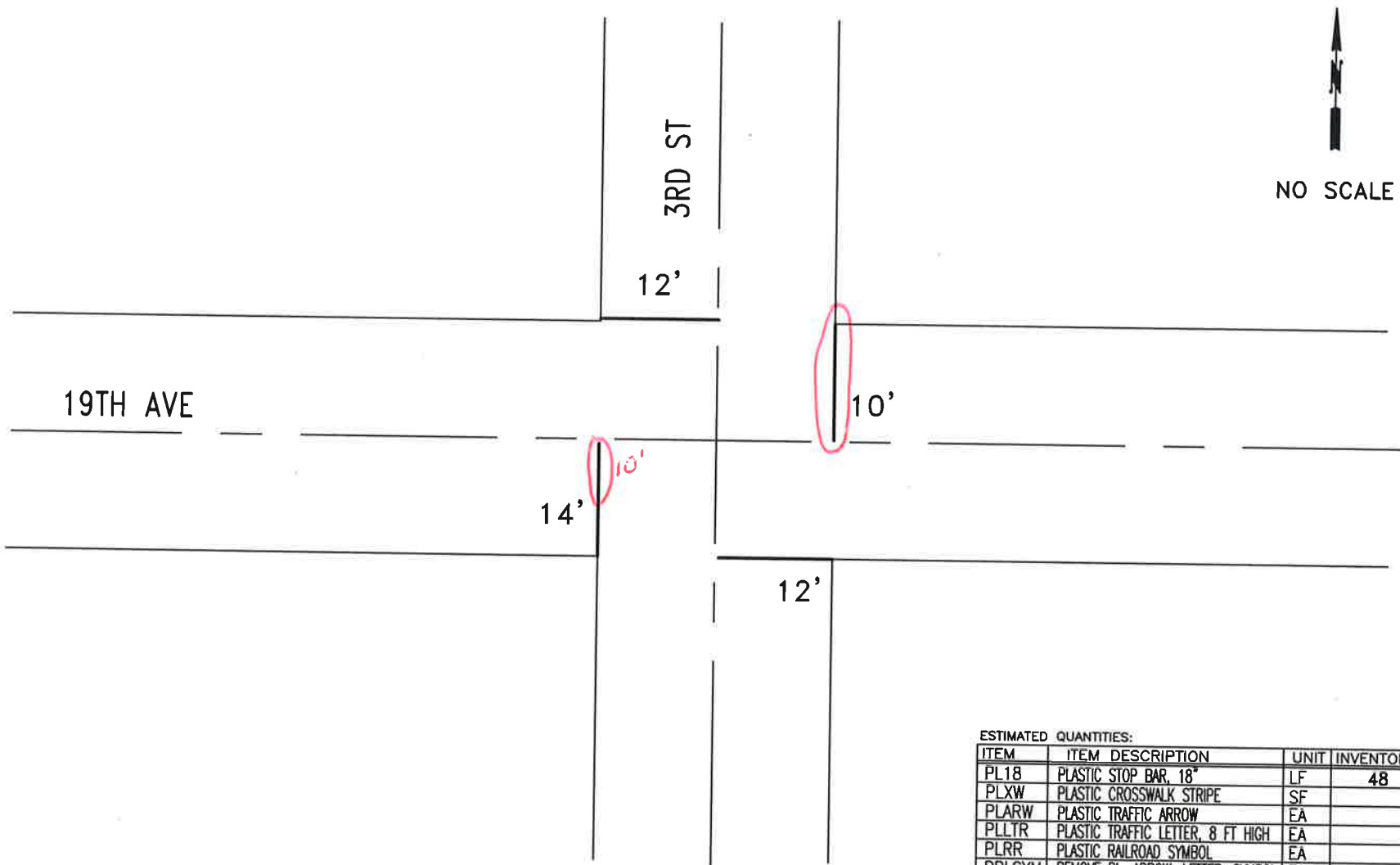
STREET: 7TH AVE

CROSS STREET: 4TH ST

SEGMENT:

SCALE: N.T.S.

FILENAME: Page 7-15



NO SCALE

ESTIMATED QUANTITIES:

ITEM	ITEM DESCRIPTION	UNIT	INVENTORY	REPAIR QTY
PL18	PLASTIC STOP BAR, 18"	LF	48	30
PLXW	PLASTIC CROSSWALK STRIPE	SF		
PLARW	PLASTIC TRAFFIC ARROW	EA		
PLLTR	PLASTIC TRAFFIC LETTER, 8 FT HIGH	EA		
PLRR	PLASTIC RAILROAD SYMBOL	EA		
RPLSYM	REMOVE PL. ARROW, LETTER, SYMBOL	EA		
RRPM	REMOVE RPM	EA		
RPLXW	REMOVE PLASTIC STRIPE	SF		



CITY OF KIRKLAND

DEPARTMENT OF PUBLIC WORKS

123 FIFTH AVENUE KIRKLAND, WA 98033

(425) 587-3800 www.kirklandwa.gov

D.GRILLEY 1/2000
DESIGNED BY: DATE

J.JENNINGS 1/2000
DRAWN BY: DATE

CHECKED BY: DATE

20__ PAVEMENT MARKING PROGRAM

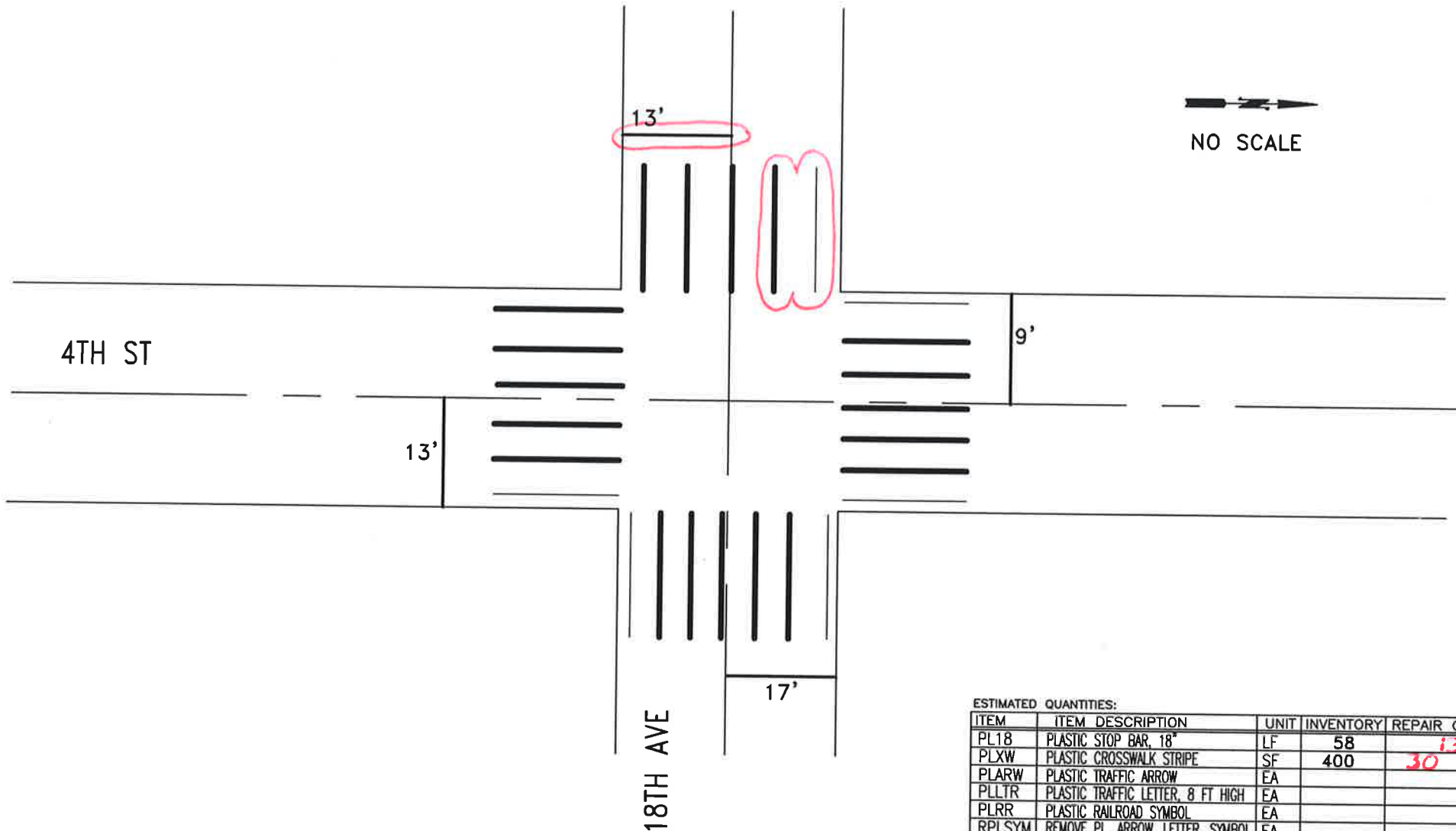
STREET: 19TH AVE

CROSS STREET: 3RD ST

SEGMENT:

SCALE: N.T.S.

FILENAME: Page 7-19



ESTIMATED QUANTITIES:

ITEM	ITEM DESCRIPTION	UNIT	INVENTORY	REPAIR QTY
PL18	PLASTIC STOP BAR, 18"	LF	58	13
PLXW	PLASTIC CROSSWALK STRIPE	SF	400	30
PLARW	PLASTIC TRAFFIC ARROW	EA		
PLLTR	PLASTIC TRAFFIC LETTER, 8 FT HIGH	EA		
PLRR	PLASTIC RAILROAD SYMBOL	EA		
RPLSYM	REMOVE PL. ARROW, LETTER, SYMBOL	EA		
RRPM	REMOVE RPM	EA		
RPLXW	REMOVE PLASTIC STRIPE	SF		



CITY OF KIRKLAND

DEPARTMENT OF PUBLIC WORKS

123 FIFTH AVENUE KIRKLAND, WA 98033

(425) 587-3800 www.kirklandwa.gov

G. HORTILLOSA 2/2011
DESIGNED BY: DATE

J. JENNINGS 10/2004
DRAWN BY: DATE

CHECKED BY: DATE

20__ PAVEMENT MARKING PROGRAM

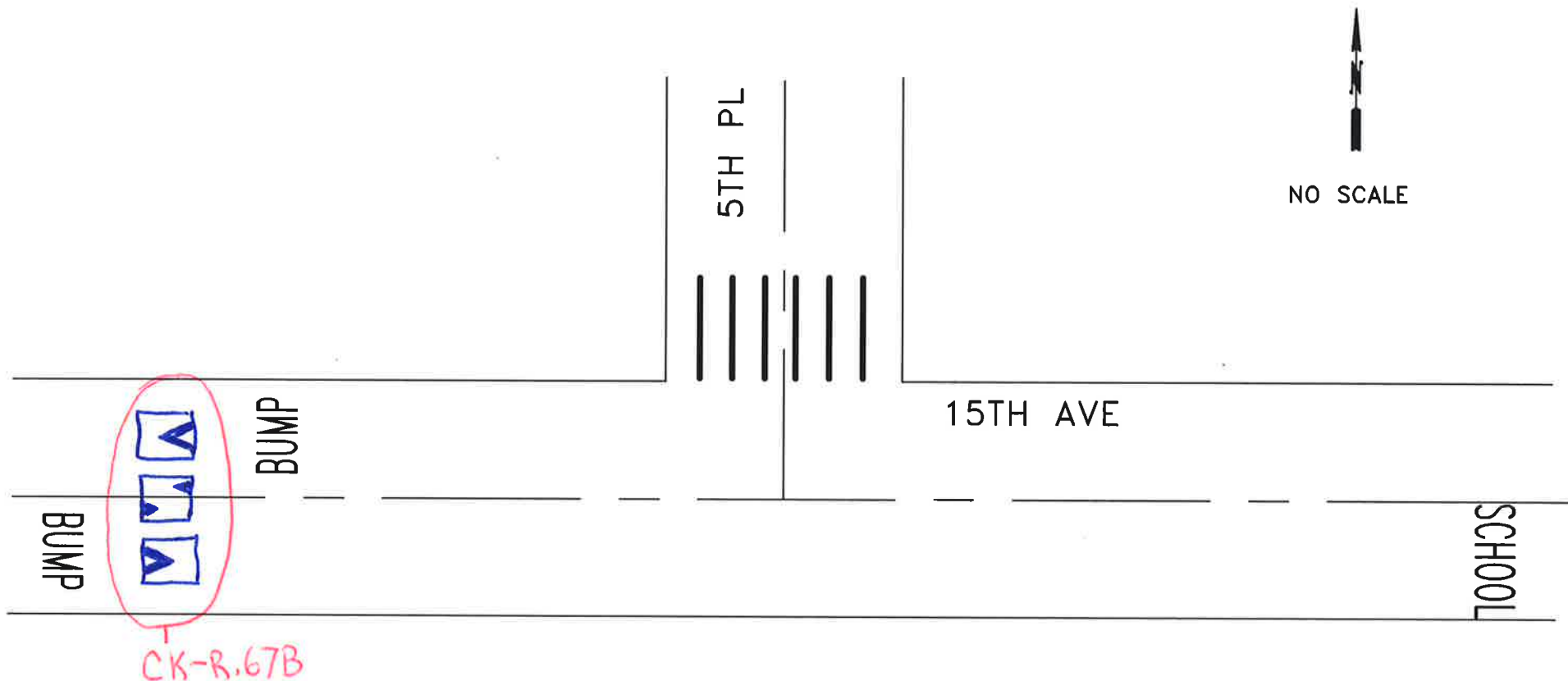
STREET: 4TH ST

CROSS STREET: 18TH AVE

SEGMENT:

SCALE: N.T.S.

FILENAME: Page 7-23



ESTIMATED QUANTITIES:

ITEM	ITEM DESCRIPTION	UNIT	INVENTORY	REPAIR QTY
PL18	PLASTIC STOP BAR, 18"	LF		
PLXW	PLASTIC CROSSWALK STRIPE	SF	120	
PLARW	PLASTIC TRAFFIC ARROW	EA		
PLLTR	PLASTIC TRAFFIC LETTER, 8 FT HIGH	EA	14	
PLRR	PLASTIC RAILROAD SYMBOL	EA		
RPLSYM	REMOVE PL. ARROW, LETTER, SYMBOL	EA		
RRPM	REMOVE RPM	EA		
RPLXW	REMOVE PLASTIC STRIPE	SF		
	Speed Hump Marking	EA		1



CITY OF KIRKLAND
DEPARTMENT OF PUBLIC WORKS
123 FIFTH AVENUE KIRKLAND, WA 98033
(425) 587-3800 www.kirklandwa.gov

G. HORTILLOSA 2/2011
DESIGNED BY: DATE
J.JENNINGS 10/2011
DRAWN BY: DATE
CHECKED BY: DATE

20__ PAVEMENT MARKING PROGRAM

STREET: 15TH AVE
CROSS STREET: 5TH PL

SEGMENT:
SCALE: N.T.S.
FILENAME:
Page 7-25



15TH AVE

16'

15

3RD ST

12'

15'

25
MPH

NO SCALE

ESTIMATED QUANTITIES:

ITEM	ITEM DESCRIPTION	UNIT	INVENTORY	REPAIR QTY
PL18	PLASTIC STOP BAR, 18"	LF	58	
PLXW	PLASTIC CROSSWALK STRIPE	SF	280	
PLARW	PLASTIC TRAFFIC ARROW	EA		
PLLTR	PLASTIC TRAFFIC LETTER, 8 FT HIGH	EA	10	5
PLRR	PLASTIC RAILROAD SYMBOL	EA		
RPLSYM	REMOVE PL. ARROW, LETTER, SYMBOL	EA		
RRPM	REMOVE RPM	EA		
RPLXW	REMOVE PLASTIC STRIPE	SF		
PLLGD	PLASTIC SPEED LEGEND BARS	SF	124	124 6.2



CITY OF KIRKLAND

DEPARTMENT OF PUBLIC WORKS

123 FIFTH AVENUE KIRKLAND, WA 98033

(425) 587-3800 www.kirklandwa.gov

S. GONSAR 9/2019
DESIGNED BY: DATE

J.JENNINGS 9/2019
DRAWN BY: DATE

CHECKED BY: DATE

20__ PAVEMENT MARKING PROGRAM

STREET:

15TH AVE

CROSS STREET:

3RD ST

SEGMENT:

SCALE:

N.T.S.

FILENAME:

Page 7-27

HIGHLANDS INTERSECTION PLANS



CITY OF KIRKLAND
DEPARTMENT OF PUBLIC WORKS
123 FIFTH AVENUE KIRKLAND, WA 98033
(425) 587-3800 www.kirklandwa.gov

S. GONSAR	9/2020
DESIGNED BY:	DATE
J. JENNINGS	9/2020
DRAWN BY:	DATE
CHECKED BY:	DATE

2021 PAVEMENT MARKING PROGRAM

STREET:

CROSS STREET:

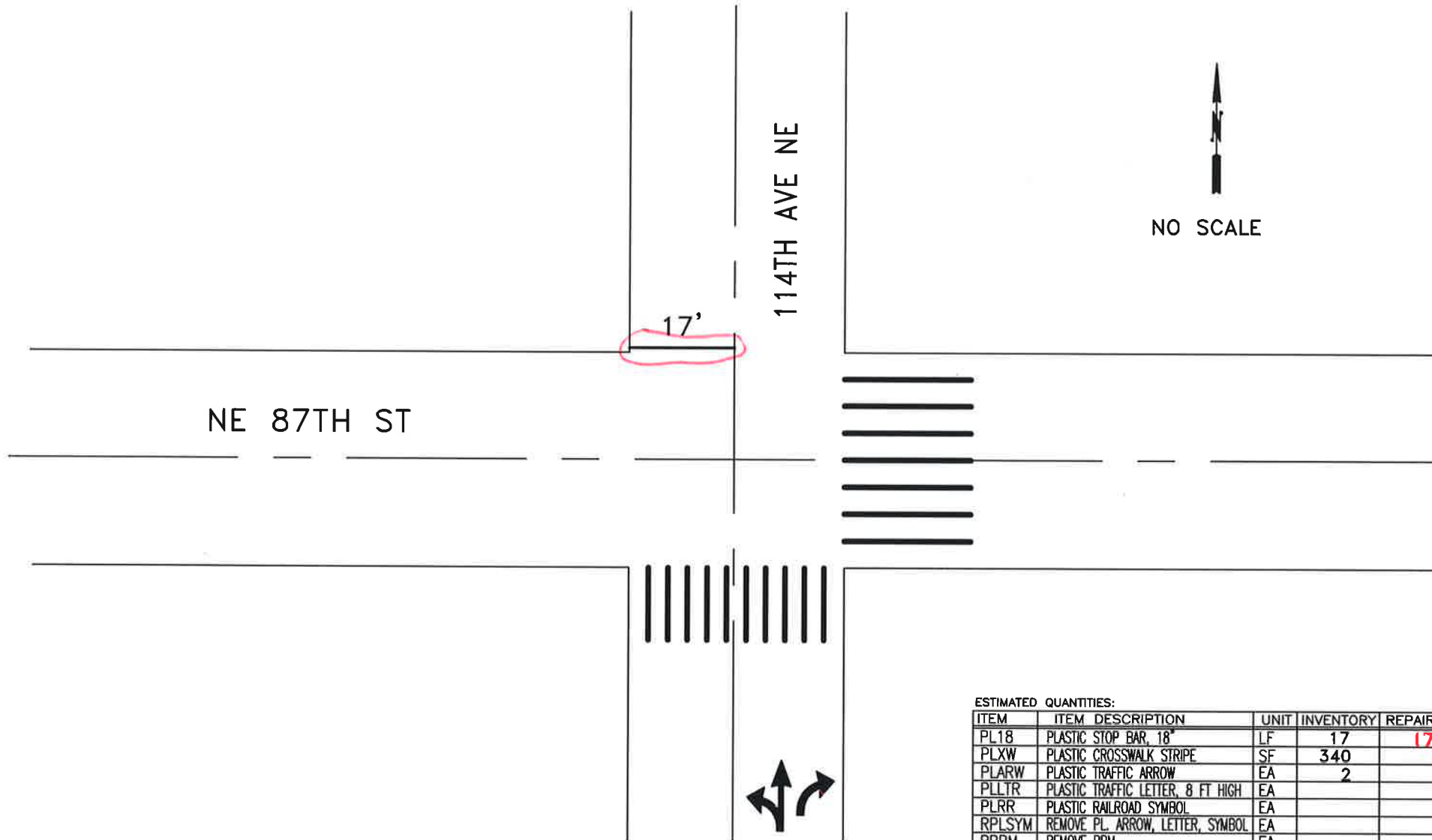
SEGMENT:

SCALE:

N.T.S.

FILENAME:

8-0



ESTIMATED QUANTITIES:

ITEM	ITEM DESCRIPTION	UNIT	INVENTORY	REPAIR QTY
PL18	PLASTIC STOP BAR, 18"	LF	17	17
PLXW	PLASTIC CROSSWALK STRIPE	SF	340	
PLARW	PLASTIC TRAFFIC ARROW	EA	2	
PLLTR	PLASTIC TRAFFIC LETTER, 8 FT HIGH	EA		
PLRR	PLASTIC RAILROAD SYMBOL	EA		
RPLSYM	REMOVE PL. ARROW, LETTER, SYMBOL	EA		
RRPM	REMOVE RPM	EA		
RPLXW	REMOVE PLASTIC STRIPE	SF		




CITY OF KIRKLAND
DEPARTMENT OF PUBLIC WORKS
123 FIFTH AVENUE KIRKLAND, WA 98033
(425) 587-3800 www.kirklandwa.gov

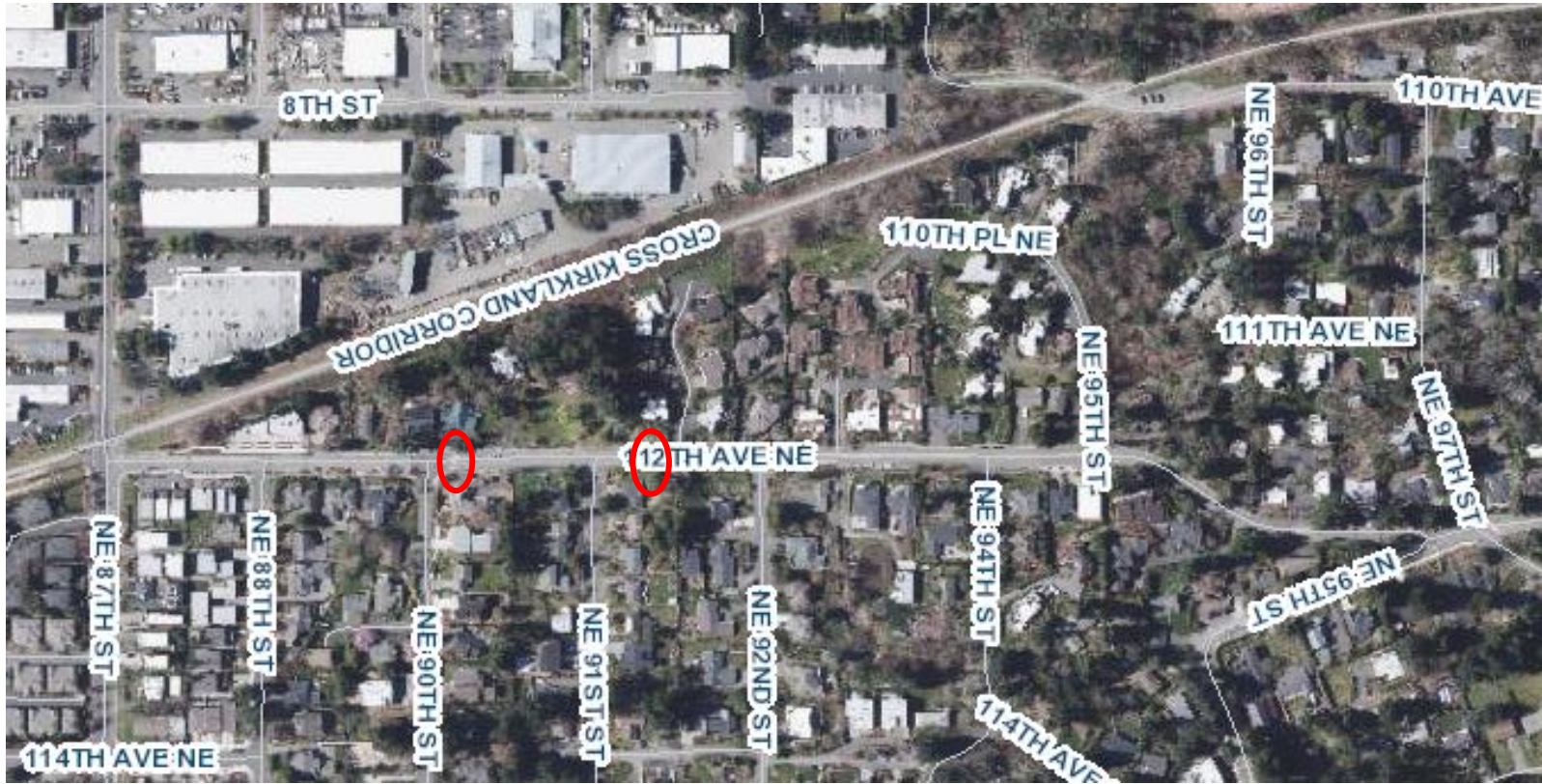
G. HORTILLOSA 10/2006
DESIGNED BY: DATE
J. JENNINGS 10/2006
DRAWN BY: DATE
CHECKED BY: DATE

20__ PAVEMENT MARKING PROGRAM
STREET: NE 87TH ST
CROSS STREET: 114TH AVE NE

SEGMENT:
SCALE: N.T.S.
FILENAME:
Page 8-1



Item No.	Item Description	Est Quantities	Unit
B7	Slotted Speed Cushion Marking	1	EA



Item No.	Item Description	Est Quantities	Unit
B7	Slotted Speed Hump Marking	2	EA



Item No.	Item Description	Est Quantities	Unit
B7	Slotted Speed Hump Marking	1	EA

NORTH ROSE HILL INTERSECTION PLANS



CITY OF KIRKLAND
DEPARTMENT OF PUBLIC WORKS
123 FIFTH AVENUE KIRKLAND, WA 98033
(425) 587-3800 www.kirklandwa.gov

S. GONSAR	9/2020
DESIGNED BY:	DATE
J. JENNINGS	9/2020
DRAWN BY:	DATE
CHECKED BY:	DATE

2021 PAVEMENT MARKING PROGRAM

STREET:

CROSS STREET:

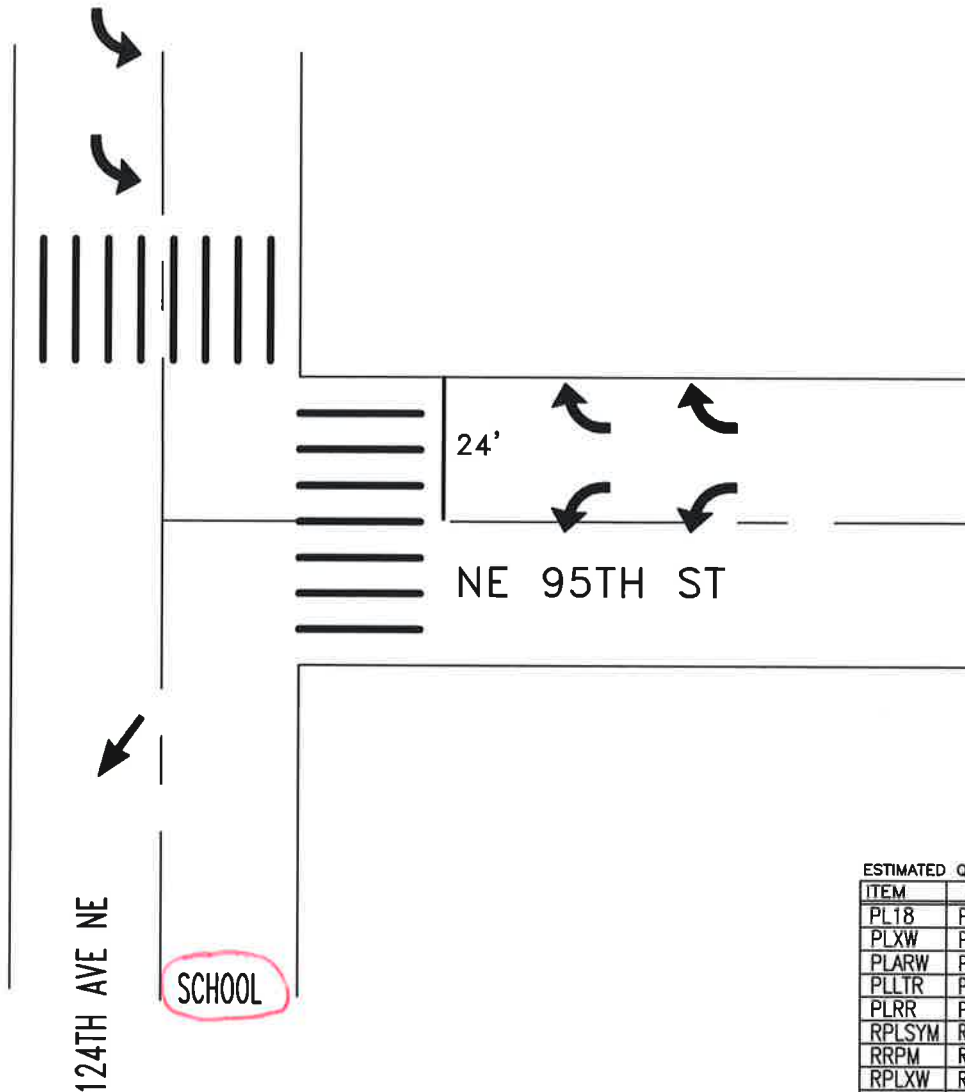
SEGMENT:

SCALE:

N.T.S.

FILENAME:

9-0



ESTIMATED QUANTITIES:

ITEM	ITEM DESCRIPTION	UNIT	INVENTORY	REPAIR QTY
PL18	PLASTIC STOP BAR, 18"	LF	24	
PLXW	PLASTIC CROSSWALK STRIPE	SF	300	
PLARW	PLASTIC TRAFFIC ARROW	EA	7	
PLLTR	PLASTIC TRAFFIC LETTER, 8 FT HIGH	EA		6
PLRR	PLASTIC RAILROAD SYMBOL	EA		
RPLSYM	REMOVE PL. ARROW, LETTER, SYMBOL	EA		
RRPM	REMOVE RPM	EA		
RPLXW	REMOVE PLASTIC STRIPE	SF		



CITY OF KIRKLAND

DEPARTMENT OF PUBLIC WORKS
123 FIFTH AVENUE KIRKLAND, WA 98033
(425) 587-3800 www.kirklandwa.gov

D.GRILLEY 1/2000
DESIGNED BY: DATE
J.JENNINGS 10/2009
DRAWN BY: DATE
CHECKED BY: DATE

20__ PAVEMENT MARKING PROGRAM

STREET: 124TH AVE NE

CROSS STREET: NE 95TH ST

SEGMENT:

SCALE: N.T.S.

FILENAME: Page 9-10

LAKE WA VOC TECH ENTRANCE

11'

132ND AVE NE

KIRKLAND
REDMOND



ESTIMATED QUANTITIES:

ITEM	ITEM DESCRIPTION	UNIT	INVENTORY	REPAIR QTY
PL18	PLASTIC STOP BAR, 18"	LF	11	
PLXW	PLASTIC CROSSWALK STRIPE	SF	280	140
PLARW	PLASTIC TRAFFIC ARROW	EA	2	
PLLTR	PLASTIC TRAFFIC LETTER, 8 FT HIGH	EA		
PLRR	PLASTIC RAILROAD SYMBOL	EA		
RPLSYM	REMOVE PL. ARROW, LETTER, SYMBOL	EA		
RRPM	REMOVE RPM	EA		
RPLXW	REMOVE PLASTIC STRIPE	SF		
RPM11	TYPE 2W RPM	EA	14	



CITY OF KIRKLAND
DEPARTMENT OF PUBLIC WORKS
123 FIFTH AVENUE KIRKLAND, WA 98033
(425) 587-3800 www.kirklandwa.gov

R. STEITZER 8/2005
DESIGNED BY: DATE
J. JENNINGS 8/2005
DRAWN BY: DATE
CHECKED BY: DATE

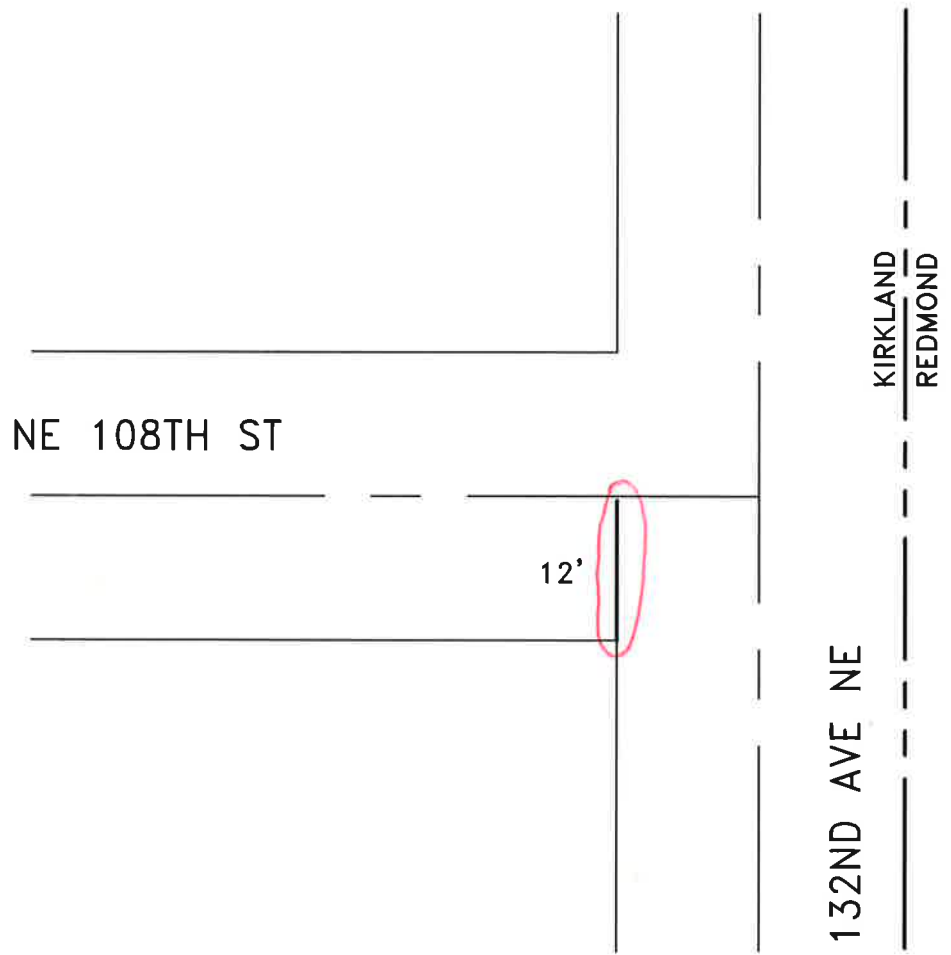
20__ PAVEMENT MARKING PROGRAM

STREET: 132ND AVE NE
CROSS STREET: LK WA VOC TECH ENTRANCE

SEGMENT:

SCALE:
N.T.S.

FILENAME:
PAGE 9-14



ESTIMATED QUANTITIES:

ITEM	ITEM DESCRIPTION	UNIT	INVENTORY	REPAIR QTY
PL18	PLASTIC STOP BAR, 18"	LF	12	12
PLXW	PLASTIC CROSSWALK STRIPE	SF		
PLARW	PLASTIC TRAFFIC ARROW	EA		
PLLTR	PLASTIC TRAFFIC LETTER, 8 FT HIGH	EA		
PLRR	PLASTIC RAILROAD SYMBOL	EA		
RPLSYM	REMOVE PL. ARROW, LETTER, SYMBOL	EA		
RRPM	REMOVE RPM	EA		
RPLXW	REMOVE PLASTIC STRIPE	SF		



CITY OF KIRKLAND
 DEPARTMENT OF PUBLIC WORKS
 123 FIFTH AVENUE KIRKLAND, WA 98033
 (425) 587-3800 www.kirklandwa.gov

D.GRILLEY 1/2000
 DESIGNED BY: DATE
 J.JENNINGS 1/2000
 DRAWN BY: DATE
 CHECKED BY: DATE

20__ PAVEMENT MARKING PROGRAM
 STREET: 132ND AVE NE
 CROSS STREET: NE 108TH ST

SEGMENT:
 SCALE: N.T.S.
 FILENAME:
 Page 9-25

NE 95TH ST

12'

700HCS

KIRKLAND
REDMOND

132ND AVE NE

SCHOOL

NO SCALE

ESTIMATED QUANTITIES:

ITEM	ITEM DESCRIPTION	UNIT	INVENTORY	REPAIR QTY
PL18	PLASTIC STOP BAR, 18"	LF	12	
PLXW	PLASTIC CROSSWALK STRIPE	SF	260	80
PLARW	PLASTIC TRAFFIC ARROW	EA		
PLLTR	PLASTIC TRAFFIC LETTER, 8 FT HIGH	EA	12	12
PLRR	PLASTIC RAILROAD SYMBOL	EA		
RPLSYM	REMOVE PL. ARROW, LETTER, SYMBOL	EA		
RRPM	REMOVE RPM	EA		
RPLXW	REMOVE PLASTIC STRIPE	SF		
RPM11	TYPE 2W RPM	EA	28	



CITY OF KIRKLAND

DEPARTMENT OF PUBLIC WORKS
123 FIFTH AVENUE KIRKLAND, WA 98033
(425) 587-3800 www.kirklandwa.gov

G. HORTILLOSA 10/2012
DESIGNED BY: DATE

J. JENNINGS 10/2012
DRAWN BY: DATE

CHECKED BY: DATE

20__ PAVEMENT MARKING PROGRAM

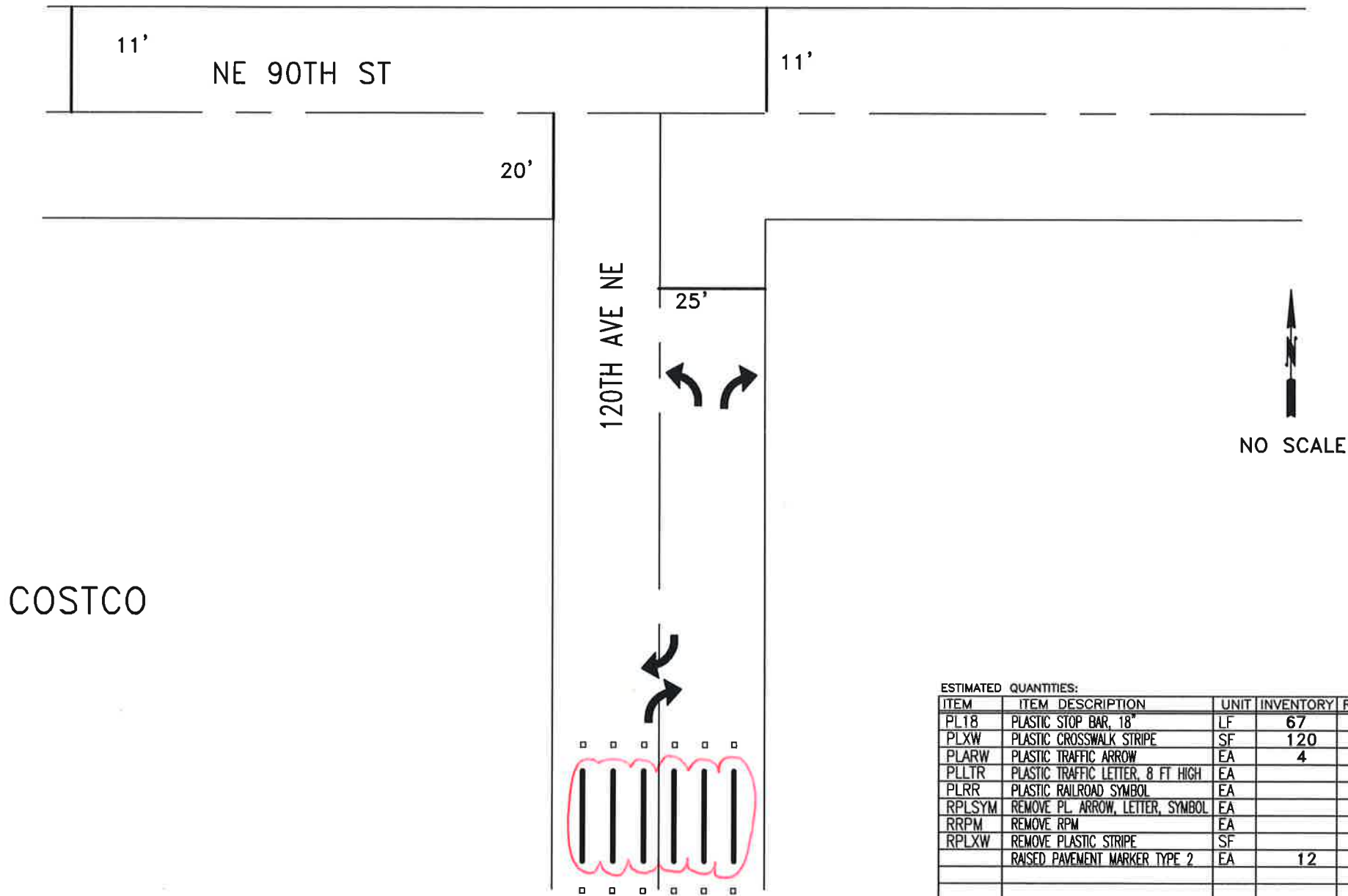
STREET: 132ND AVE NE

CROSS STREET: NE 95TH ST

SEGMENT:

SCALE: N.T.S.

FILENAME: Page 9-34



ESTIMATED QUANTITIES:

ITEM	ITEM DESCRIPTION	UNIT	INVENTORY	REPAIR QTY
PL18	PLASTIC STOP BAR, 18"	LF	67	
PLXW	PLASTIC CROSSWALK STRIPE	SF	120	120
PLARW	PLASTIC TRAFFIC ARROW	EA	4	
PLLTR	PLASTIC TRAFFIC LETTER, 8 FT HIGH	EA		
PLRR	PLASTIC RAILROAD SYMBOL	EA		
RPLSYM	REMOVE PL. ARROW, LETTER, SYMBOL	EA		
RRPM	REMOVE RPM	EA		
RPLXW	REMOVE PLASTIC STRIPE	SF		
	RAISED PAVEMENT MARKER TYPE 2	EA	12	



CITY OF KIRKLAND
DEPARTMENT OF PUBLIC WORKS
123 FIFTH AVENUE KIRKLAND, WA 98033
(425) 587-3800 www.kirklandwa.gov

G. HORTILLOSA 4/2008
DESIGNED BY: DATE
J.JENNINGS 10/2009
DRAWN BY: DATE
CHECKED BY: DATE

20__ PAVEMENT MARKING PROGRAM

STREET: NE 90TH ST
CROSS STREET: 120TH AVE NE


SEGMENT:

SCALE:
N.T.S.

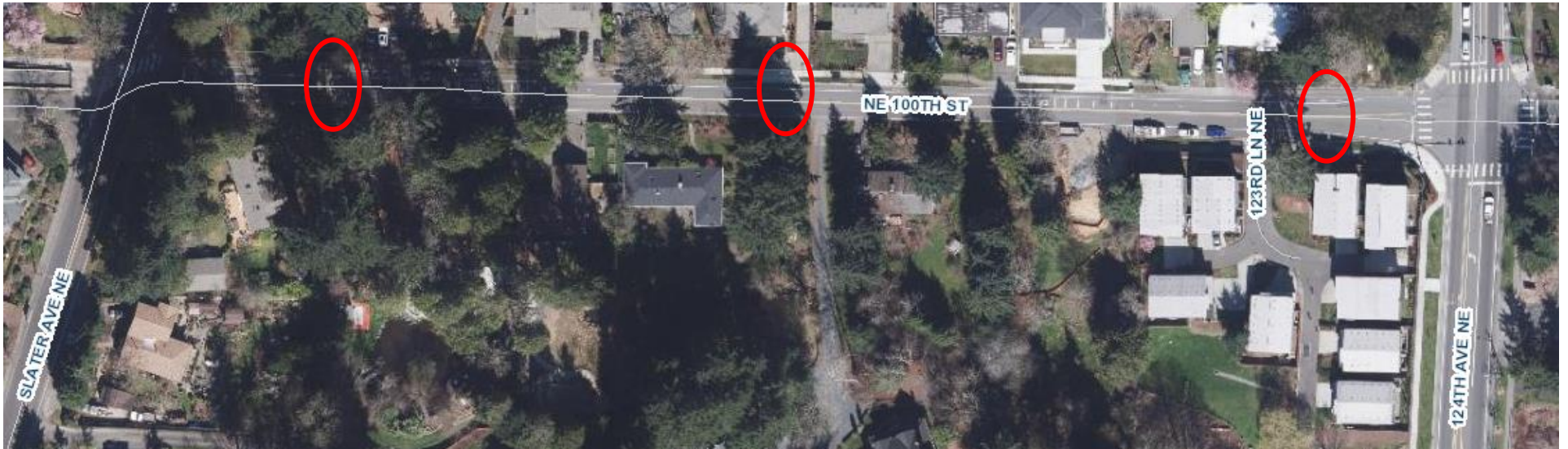
FILENAME:
Page 9-39



Item No.	Item Description	Est Quantities	Unit
B6	Speed Cushing Marking	3	EA



Item No.	Item Description	Est Quantities	Unit
B7	Slotted Speed Cushing Marking	1	EA



Item No.	Item Description	Est Quantities	Unit
B5	Bicycle Lane Symbol & Sharrow Symbol	3	EA

MOSS BAY INTERSECTION PLANS



CITY OF KIRKLAND
DEPARTMENT OF PUBLIC WORKS
123 FIFTH AVENUE KIRKLAND, WA 98033
(425) 587-3800 www.kirklandwa.gov

S. GONSAR 9/2020
DESIGNED BY: DATE
J. JENNINGS 9/2020
DRAWN BY: DATE
CHECKED BY: DATE

2021 PAVEMENT MARKING PROGRAM

STREET:

CROSS STREET:

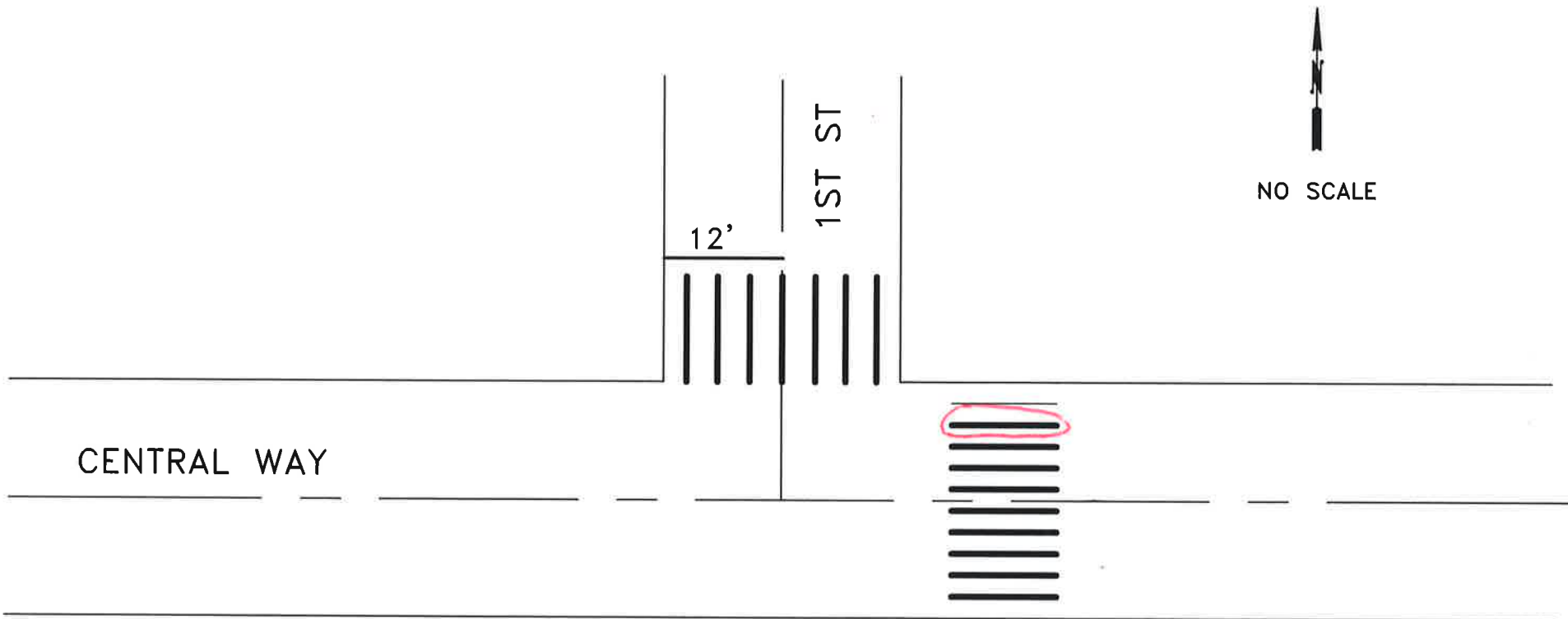
SEGMENT:

SCALE:

N.T.S.

FILENAME:

10-0



ESTIMATED QUANTITIES:

ITEM	ITEM DESCRIPTION	UNIT	INVENTORY	REPAIR QTY
PL18	PLASTIC STOP BAR, 18"	LF	12	
PLXW	PLASTIC CROSSWALK STRIPE	SF	330	20
PLARW	PLASTIC TRAFFIC ARROW	EA		
PLLTR	PLASTIC TRAFFIC LETTER, 8 FT HIGH	EA		
PLRR	PLASTIC RAILROAD SYMBOL	EA		
RPLSYM	REMOVE PL. ARROW, LETTER, SYMBOL	EA		
RRPM	REMOVE RPM	EA		
RPLXW	REMOVE PLASTIC STRIPE	SF		



CITY OF KIRKLAND
 DEPARTMENT OF PUBLIC WORKS
 123 FIFTH AVENUE KIRKLAND, WA 98033
 (425) 587-3800 www.kirklandwa.gov

D.GRILLEY 1/2000
 DESIGNED BY: DATE
 J.JENNINGS 2/2009
 DRAWN BY: DATE
 REVISED BY: DATE

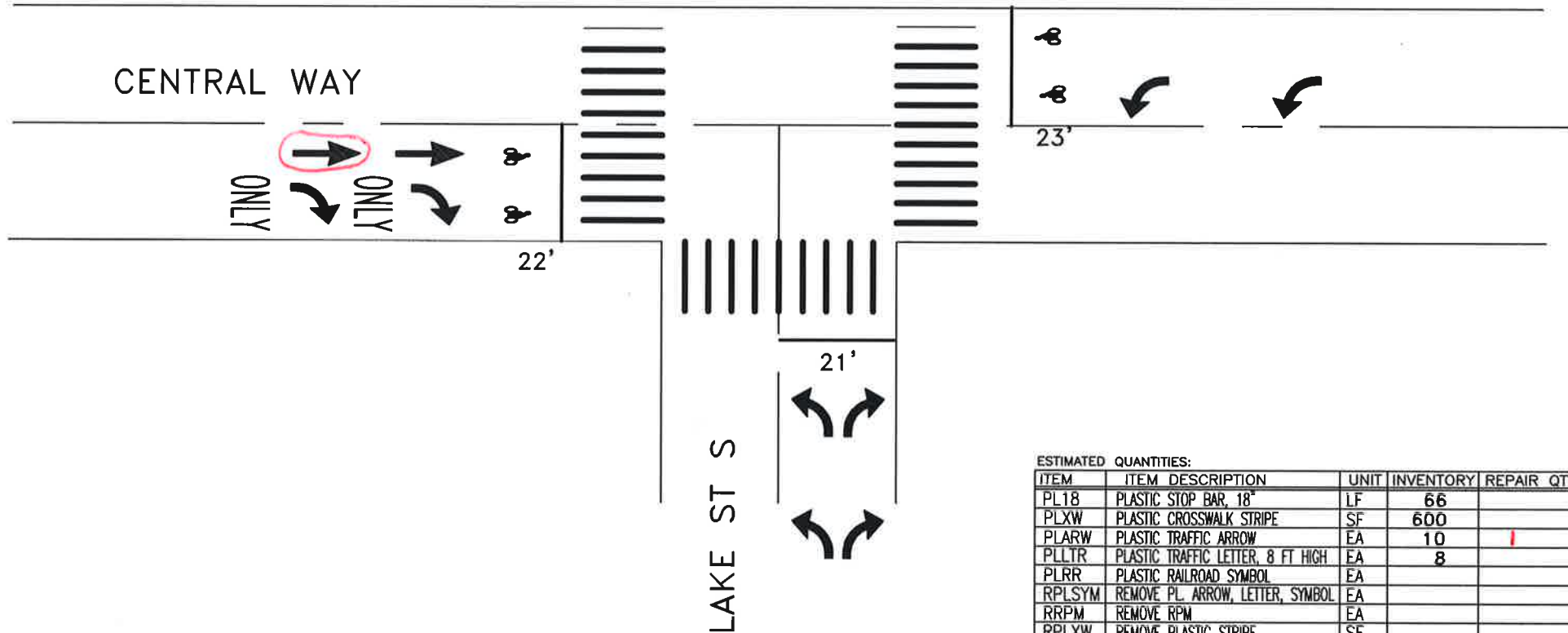
20__ PAVEMENT MARKING PROGRAM

STREET: CENTRAL WAY
 CROSS STREET: 1ST ST

SEGMENT:
 SCALE: N.T.S.
 FILENAME:
 Page 10-1



NO SCALE



ESTIMATED QUANTITIES:

ITEM	ITEM DESCRIPTION	UNIT	INVENTORY	REPAIR	QTY
PL18	PLASTIC STOP BAR, 18"	LF	66		
PLXW	PLASTIC CROSSWALK STRIPE	SF	600		
PLARW	PLASTIC TRAFFIC ARROW	EA	10	1	
PLLTR	PLASTIC TRAFFIC LETTER, 8 FT HIGH	EA	8		
PLRR	PLASTIC RAILROAD SYMBOL	EA			
RPLSYM	REMOVE PL. ARROW, LETTER, SYMBOL	EA			
RRPM	REMOVE RPM	EA			
RPLXW	REMOVE PLASTIC STRIPE	SF			
	PLASTIC BIKE DETECTION SYMBOL	EA	4		



CITY OF KIRKLAND
DEPARTMENT OF PUBLIC WORKS
123 FIFTH AVENUE KIRKLAND, WA 98033
(425) 587-3800 www.kirklandwa.gov

G. HORTILLOSA 10/2006
DESIGNED BY: DATE
J.JENNINGS 10/2006
DRAWN BY: DATE
CHECKED BY: DATE

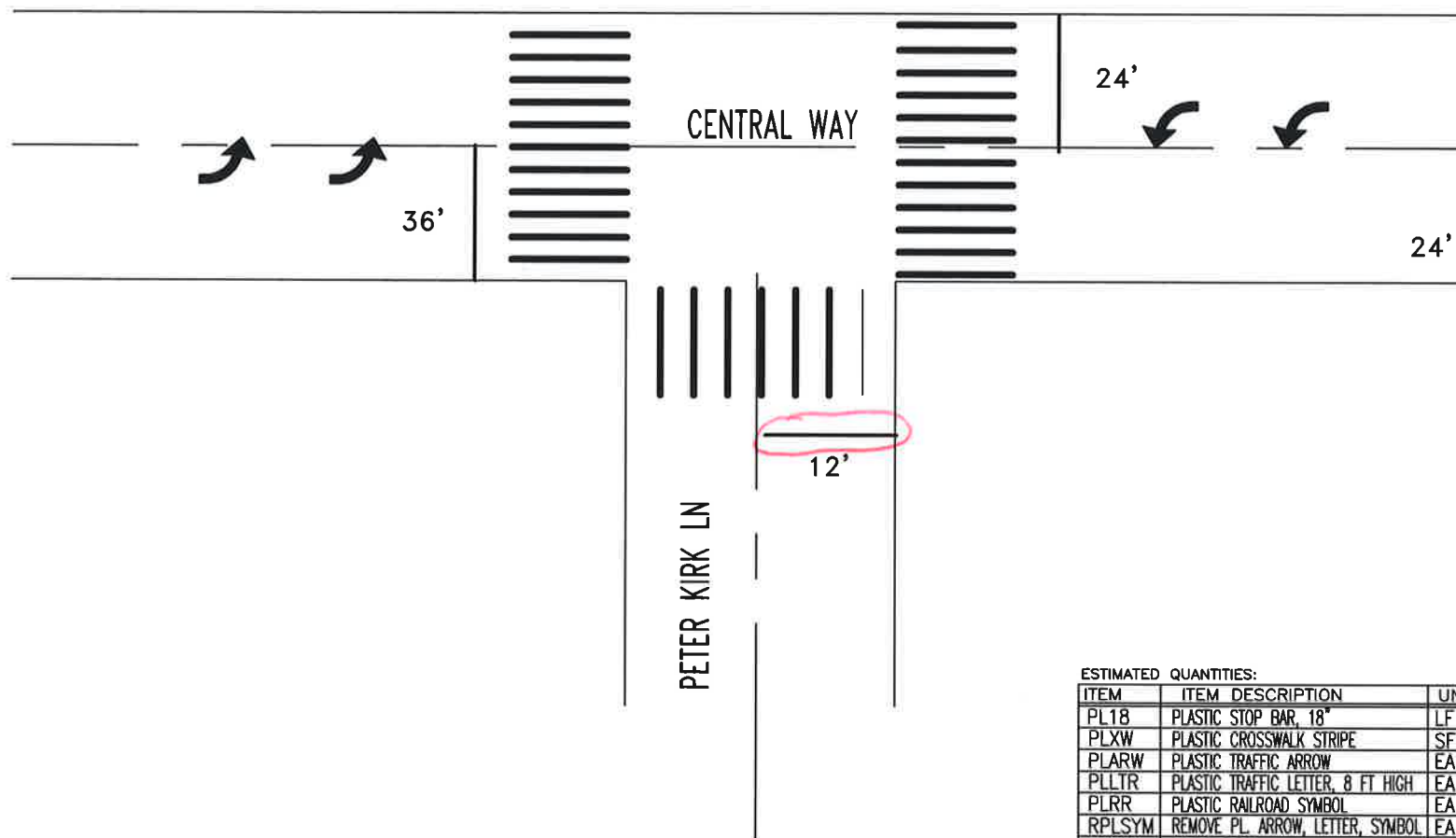
20__ PAVEMENT MARKING PROGRAM

STREET: CENTRAL WAY
CROSS STREET: LAKE ST S

SEGMENT:
SCALE: N.T.S.
FILENAME:
Page 10-2



NO SCALE



ESTIMATED QUANTITIES:

ITEM	ITEM DESCRIPTION	UNIT	INVENTORY	REPAIR	QTY
PL18	PLASTIC STOP BAR, 18"	LF	72	12	
PLXW	PLASTIC CROSSWALK STRIPE	SF	600		
PLARW	PLASTIC TRAFFIC ARROW	EA	4		
PLLTR	PLASTIC TRAFFIC LETTER, 8 FT HIGH	EA			
PLRR	PLASTIC RAILROAD SYMBOL	EA			
RPLSYM	REMOVE PL. ARROW, LETTER, SYMBOL	EA			
RRPM	REMOVE RPM	EA			
RPLXW	REMOVE PLASTIC STRIPE	SF			



CITY OF KIRKLAND
DEPARTMENT OF PUBLIC WORKS
123 FIFTH AVENUE KIRKLAND, WA 98033
(425) 587-3800 www.kirklandwa.gov

S. GONSAR 2/2020
DESIGNED BY: DATE
J. JENNINGS 2/2020
DRAWN BY: DATE
CHECKED BY: DATE

20__ PAVEMENT MARKING PROGRAM

STREET:

CENTRAL WAY

CROSS STREET:

PETER KIRK LANE

SEGMENT:

SCALE:

N.T.S.

FILENAME:

Page 10-6A

4TH AVE NE

6TH ST

NO SCALE

POST OFFICE

ESTIMATED QUANTITIES:

ITEM	ITEM DESCRIPTION	UNIT	INVENTORY	REPAIR QTY
PL18	PLASTIC STOP BAR, 18"	LF	86	
PLXW	PLASTIC CROSSWALK STRIPE	SF	710	160
PLARW	PLASTIC TRAFFIC ARROW	EA	9	
PLLTR	PLASTIC TRAFFIC LETTER, 8 FT HIGH	EA		
PLRR	PLASTIC RAILROAD SYMBOL	EA		
RPLSYM	REMOVE PL. ARROW, LETTER, SYMBOL	EA		
RRPM	REMOVE RPM	EA		
RPLXW	REMOVE PLASTIC STRIPE	SF		



CITY OF KIRKLAND
DEPARTMENT OF PUBLIC WORKS
123 FIFTH AVENUE KIRKLAND, WA 98033
(425) 587-3800 www.kirklandwa.gov

G. HORTILLOSA 10/2011
DESIGNED BY: DATE
J. JENNINGS 10/2011
DRAWN BY: DATE
CHECKED BY: DATE

20__ PAVEMENT MARKING PROGRAM

STREET: 4TH AVE NE

CROSS STREET: 6TH ST

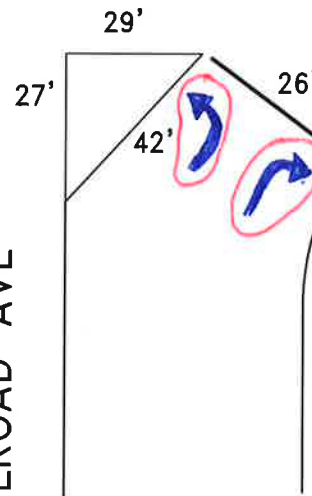
SEGMENT:

SCALE: N.T.S.

FILENAME: Page 10-21

KIRKLAND WAY

RAILROAD AVE



NO SCALE

ESTIMATED QUANTITIES:

ITEM	ITEM DESCRIPTION	UNIT	INVENTORY	REPAIR QTY
PL18	PLASTIC STOP BAR, 18"	LF	26	
PLXW	PLASTIC CROSSWALK STRIPE	SF	98	
PLARW	PLASTIC TRAFFIC ARROW	EA		2
PLLTR	PLASTIC TRAFFIC LETTER, 8 FT HIGH	EA		
PLRR	PLASTIC RAILROAD SYMBOL	EA		
RPLSYM	REMOVE PL, ARROW, LETTER, SYMBOL	EA		
RRPM	REMOVE RPM	EA		
RPLXW	REMOVE PLASTIC STRIPE	SF		



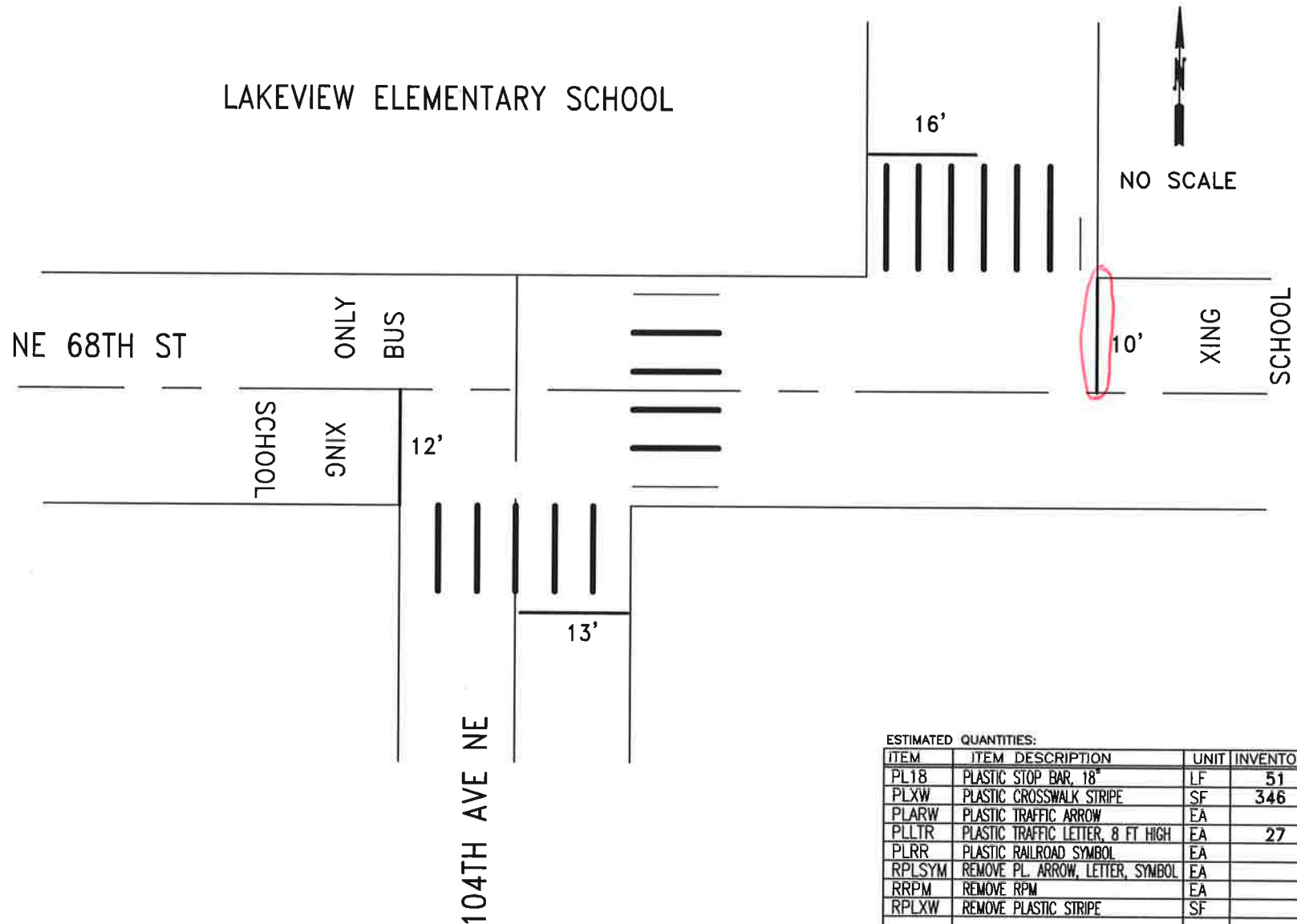
CITY OF KIRKLAND
DEPARTMENT OF PUBLIC WORKS
123 FIFTH AVENUE KIRKLAND, WA 98033

D.GRILLEY 1/2000
DESIGNED BY: DATE
J.JENNINGS 1/2000
DRAWN BY: DATE
CHECKED BY: DATE

20__ PAVEMENT MARKING PROGRAM
STREET: KIRKLAND WAY
CROSS STREET: RAILROAD AVE

SEGMENT:
SCALE: N.T.S.
FILENAME: Page 10-25

LAKEVIEW ELEMENTARY SCHOOL



ESTIMATED QUANTITIES:

ITEM	ITEM DESCRIPTION	UNIT	INVENTORY	REPAIR QTY
PL18	PLASTIC STOP BAR, 18"	LF	51	10
PLXW	PLASTIC CROSSWALK STRIPE	SF	346	
PLARW	PLASTIC TRAFFIC ARROW	EA		
PLLTR	PLASTIC TRAFFIC LETTER, 8 FT HIGH	EA	27	
PLRR	PLASTIC RAILROAD SYMBOL	EA		
RPLSYM	REMOVE PL. ARROW, LETTER, SYMBOL	EA		
RRPM	REMOVE RPM	EA		
RPLXW	REMOVE PLASTIC STRIPE	SF		



CITY OF KIRKLAND

DEPARTMENT OF PUBLIC WORKS
123 FIFTH AVENUE KIRKLAND, WA 98033
(425) 587-3800 www.kirklandwa.gov

G. HORTILLOSA 10/2011
DESIGNED BY: DATE
J. JENNINGS 10/2011
DRAWN BY: DATE
CHECKED BY: DATE

20__ PAVEMENT MARKING PROGRAM

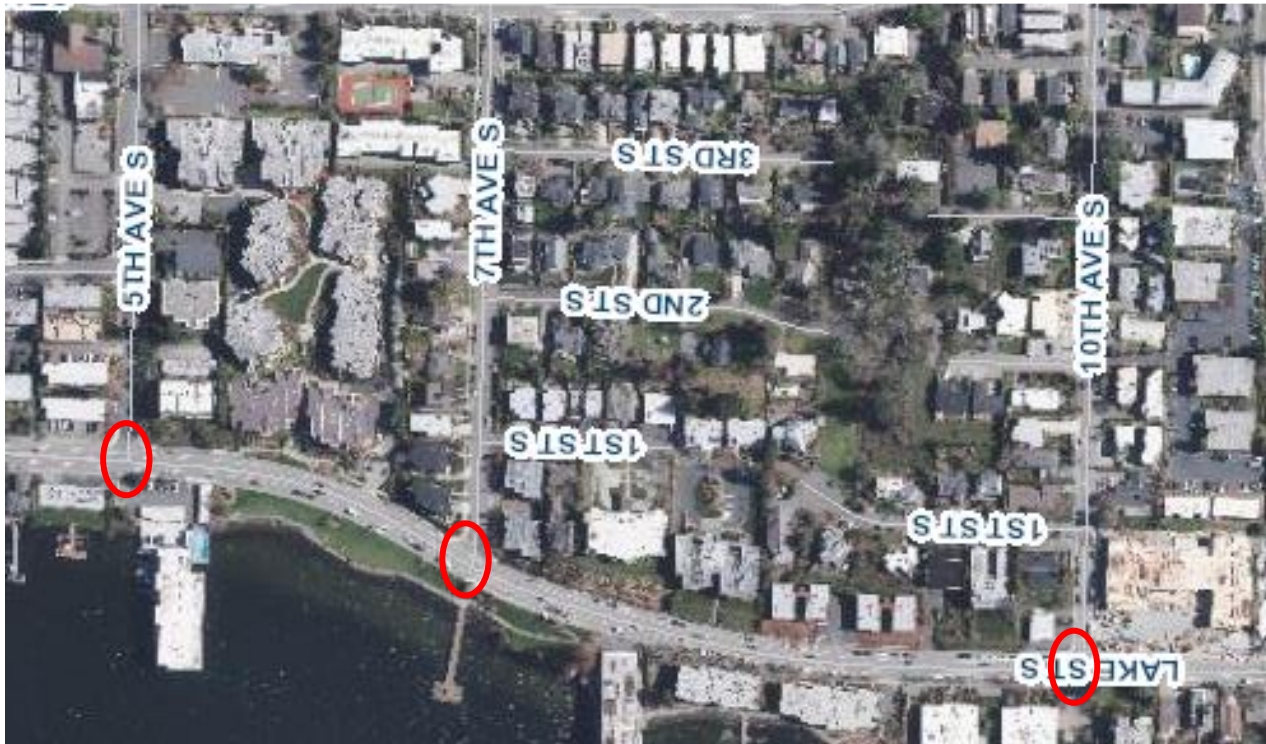
STREET: NE 68TH ST

CROSS STREET: 104TH AVE NE

SEGMENT:

SCALE: N.T.S.

FILENAME: Page 10-34



Item No.	Item Description	Est Quantities	Unit
B9	6-in Wide Line, Skip Wide Line, Bike Lane	140	LF



Note: Symbol Location to be marked by City Inspection
2 days prior the contractor's schedule.

Item No.	Item Description	Est Quantities	Unit
B5	Bicycle Lane Symbol & Sharrow Symbol	28	EA

EVEREST INTERSECTION PLANS



CITY OF KIRKLAND
DEPARTMENT OF PUBLIC WORKS
123 FIFTH AVENUE KIRKLAND, WA 98033
(425) 587-3800 www.kirklandwa.gov

S GONSAR 9/2020
DESIGNED BY: DATE
J.JENNINGS 9/2020
DRAWN BY: DATE
CHECKED BY: DATE

2021 PAVEMENT MARKING PROGRAM

STREET:

CROSS STREET:

SEGMENT:

SCALE:

N.T.S.

FILENAME:

11-0

8TH ST S



16'

9TH AVE S

14'

ESTIMATED QUANTITIES:

ITEM	ITEM DESCRIPTION	UNIT	INVENTORY	REPAIR QTY
PL18	PLASTIC STOP BAR, 18"	LF	30	14
PLXW	PLASTIC CROSSWALK STRIPE	SF		
PLARW	PLASTIC TRAFFIC ARROW	EA		
PLLTR	PLASTIC TRAFFIC LETTER, 8 FT HIGH	EA		
PLRR	PLASTIC RAILROAD SYMBOL	EA		
RPLSYM	REMOVE PL. ARROW, LETTER, SYMBOL	EA		
RRPM	REMOVE RPM	EA		
RPLXW	REMOVE PLASTIC STRIPE	SF		



CITY OF KIRKLAND
DEPARTMENT OF PUBLIC WORKS
123 FIFTH AVENUE KIRKLAND, WA 98033
(425) 587-3800 www.kirklandwa.gov

D.GRILLEY 1/2000
DESIGNED BY: DATE
J.JENNINGS 2/2004
DRAWN BY: DATE
CHECKED BY: DATE

20__ PAVEMENT MARKING PROGRAM

STREET: 9TH AVE S
CROSS STREET: 8TH ST S

SEGMENT:
SCALE: N.T.S.
FILENAME: Page 11-3

SLATER ST NE

STOP

12'

KIRKLAND AVE

12'

STOP



NO SCALE

ESTIMATED QUANTITIES:

ITEM	ITEM DESCRIPTION	UNIT	INVENTORY	REPAIR QTY
PL18	PLASTIC STOP BAR, 18"	LF	24	
PLXW	PLASTIC CROSSWALK STRIPE	SF	110	
PLARW	PLASTIC TRAFFIC ARROW	EA		
PLLTR	PLASTIC TRAFFIC LETTER, 8 FT HIGH	EA	8	2
PLRR	PLASTIC RAILROAD SYMBOL	EA		
RPLSYM	REMOVE PL. ARROW, LETTER, SYMBOL	EA		
RRPM	REMOVE RPM	EA		
RPLXW	REMOVE PLASTIC STRIPE	SF		



CITY OF KIRKLAND

DEPARTMENT OF PUBLIC WORKS
123 FIFTH AVENUE KIRKLAND, WA 98033
(425) 587-3800 www.kirklandwa.gov

G. HORTILLOSA 10/2011
DESIGNED BY: DATE

J.JENNINGS 10/2011
DRAWN BY: DATE

CHECKED BY: DATE

20__ PAVEMENT MARKING PROGRAM

STREET: SLATER AVE NE

CROSS STREET: KIRKLAND AVE

SEGMENT:

SCALE: N.T.S.

FILENAME: Page 11-4

SOUTH ROSE HILL INTERSECTION PLANS



CITY OF KIRKLAND
DEPARTMENT OF PUBLIC WORKS
123 FIFTH AVENUE KIRKLAND, WA 98033
(425) 587-3800 www.kirklandwa.gov

S. GONSAR	9/2020
DESIGNED BY:	DATE
J. JENNINGS	9/2020
DRAWN BY:	DATE
CHECKED BY:	DATE

2021 PAVEMENT MARKING PROGRAM

STREET:

CROSS STREET:

SEGMENT:

SCALE:

N.T.S.

FILENAME:

12-0


SCHOOL

132ND AVE NE

KIRKLAND

REDMOND

NE 75TH ST



SCHOOL

ESTIMATED QUANTITIES:

ITEM	ITEM DESCRIPTION	UNIT	INVENTORY	REPAIR QTY
PL18	PLASTIC STOP BAR, 18"	LF		
PLXW	PLASTIC CROSSWALK STRIPE	SF	80	
PLARW	PLASTIC TRAFFIC ARROW	EA		
PLLTR	PLASTIC TRAFFIC LETTER, 8 FT HIGH	EA	12	10
PLRR	PLASTIC RAILROAD SYMBOL	EA		
RPLSYM	REMOVE PL. ARROW, LETTER, SYMBOL	EA		
RRPM	REMOVE RPM	EA		
RPLXW	REMOVE PLASTIC STRIPE	SF		
RPM11	TYPE 2W RPM	EA	10	



CITY OF KIRKLAND

DEPARTMENT OF PUBLIC WORKS

123 FIFTH AVENUE KIRKLAND, WA 98033

(425) 587-3800 www.kirklandwa.gov

G. HORTILLOSA 10/2012
DESIGNED BY: DATE

J.JENNINGS 10/2012
DRAWN BY: DATE

CHECKED BY: DATE

20__ PAVEMENT MARKING PROGRAM

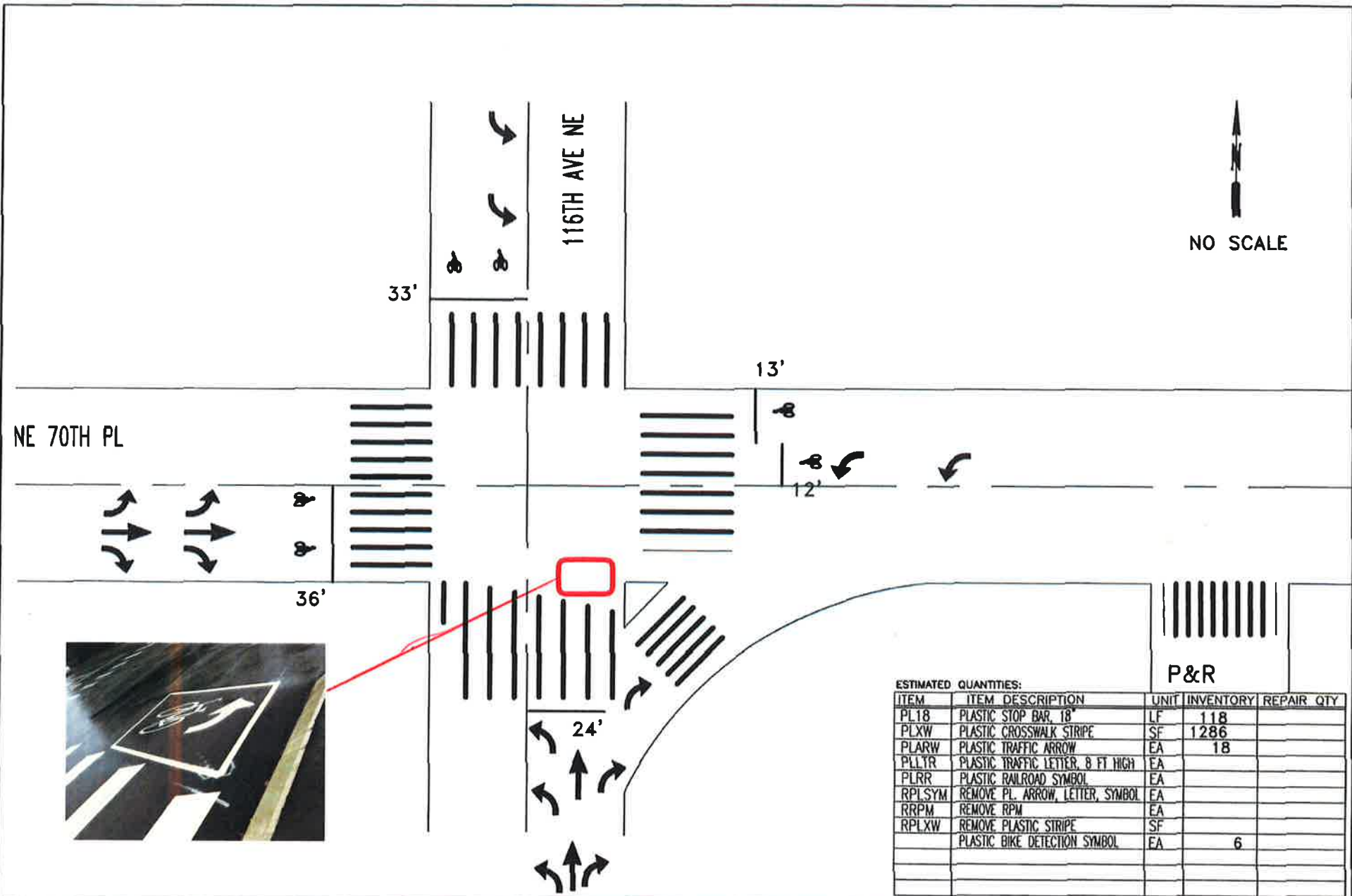
STREET: NE 75TH ST

CROSS STREET: 132ND AVE NE

SEGMENT:

SCALE:
N.T.S.

FILENAME:
Page 12-9





Item No.	Item Description	Est Quantities	Unit
B6	Speed Cushing Marking	1	EA
B7	Slotted Speed Cushing Marking	3	EA

LAKEVIEW INTERSECTION PLANS



CITY OF KIRKLAND
DEPARTMENT OF PUBLIC WORKS
123 FIFTH AVENUE KIRKLAND, WA 98033
(425) 587-3800 www.kirklandwa.gov

S. GONSAR	9/2020
DESIGNED BY:	DATE
J. JENNINGS	9/2020
DRAWN BY:	DATE
CHECKED BY:	DATE

2021 PAVEMENT MARKING PROGRAM

STREET:

CROSS STREET:

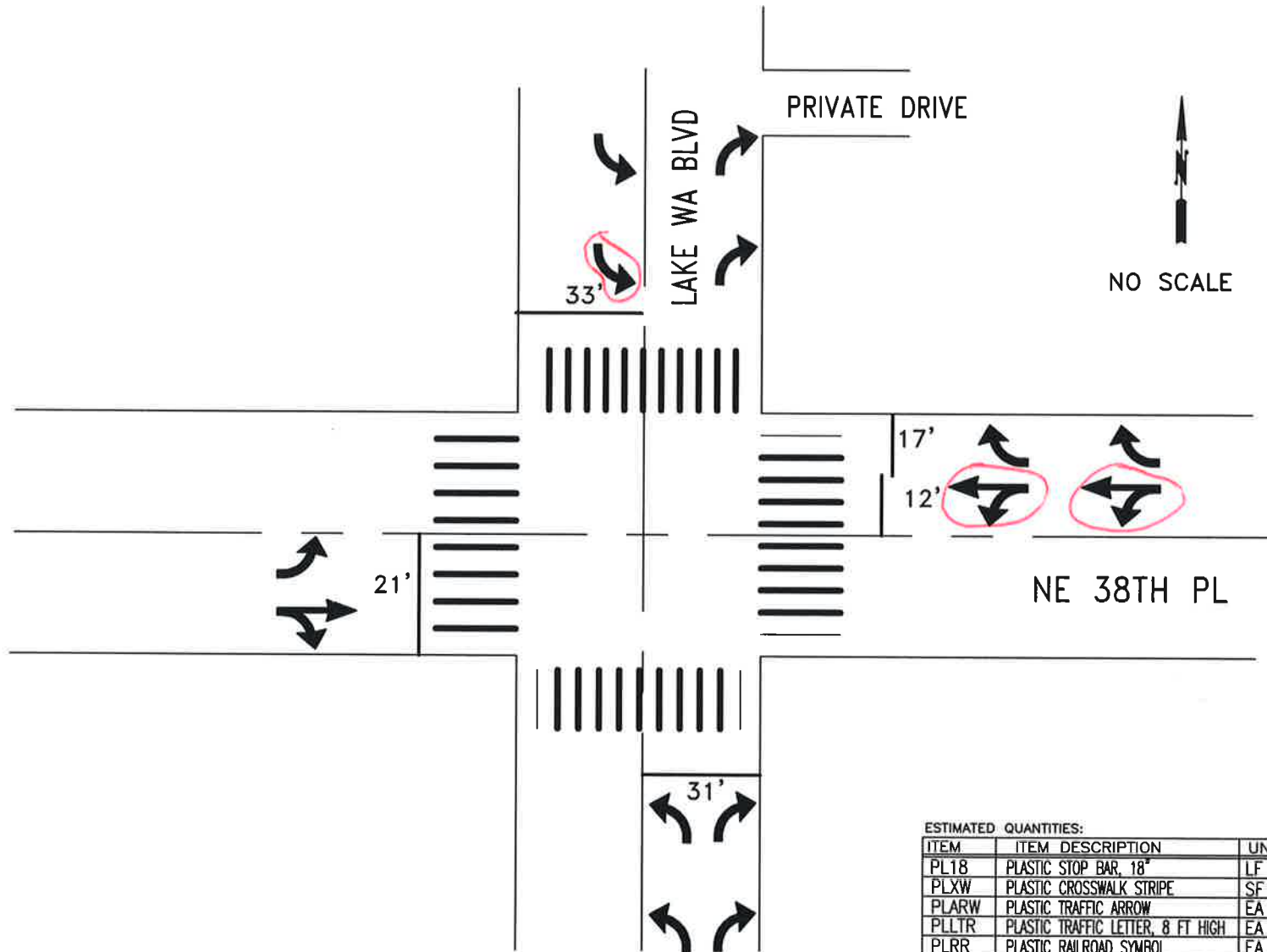
SEGMENT:

SCALE:

N.T.S.

FILENAME:

13-0



ESTIMATED QUANTITIES:

ITEM	ITEM DESCRIPTION	UNIT	INVENTORY	REPAIR QTY
PL18	PLASTIC STOP BAR, 18"	LF	114	
PLXW	PLASTIC CROSSWALK STRIPE	SF	690	
PLARW	PLASTIC TRAFFIC ARROW	EA	14	3
PLLTR	PLASTIC TRAFFIC LETTER, 8 FT HIGH	EA		
PLRR	PLASTIC RAILROAD SYMBOL	EA		
RPLSYM	REMOVE PL. ARROW, LETTER, SYMBOL	EA		
RRPM	REMOVE RPM	EA		
RPLXW	REMOVE PLASTIC STRIPE	SF		



CITY OF KIRKLAND

DEPARTMENT OF PUBLIC WORKS

123 FIFTH AVENUE KIRKLAND, WA 98033

(425) 587-3800 www.kirklandwa.gov

D.GRILLEY 1/2000
DESIGNED BY: DATE

J.JENNINGS 1/2000
DRAWN BY: DATE

CHECKED BY: DATE

20__ PAVEMENT MARKING PROGRAM

STREET: LAKE WA BLVD

CROSS STREET: NE 38TH PL

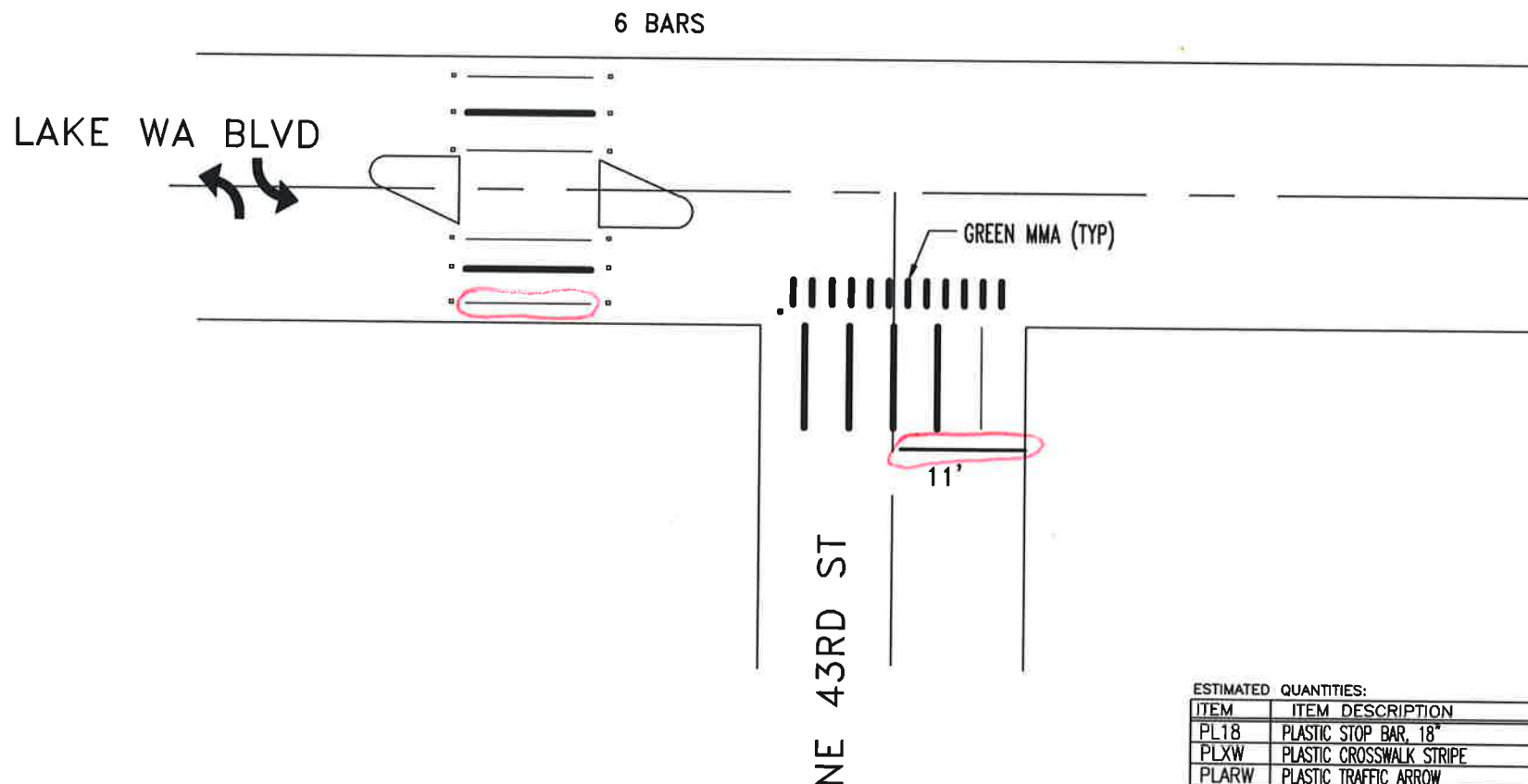
SEGMENT:

SCALE: N.T.S.

FILENAME: Page 13-3



NO SCALE



ESTIMATED QUANTITIES:

ITEM	ITEM DESCRIPTION	UNIT	INVENTORY	REPAIR QTY
PL18	PLASTIC STOP BAR, 18"	LF	11	11
PLXW	PLASTIC CROSSWALK STRIPE	SF	210	10
PLARW	PLASTIC TRAFFIC ARROW	EA		
PLLTR	PLASTIC TRAFFIC LETTER, 8 FT HIGH	EA		
PLRR	PLASTIC RAILROAD SYMBOL	EA		
RPLSYM	REMOVE PL. ARROW, LETTER, SYMBOL	EA		
RRPM	REMOVE RPM	EA		
RPLXW	REMOVE PLASTIC STRIPE	SF		
	RAISED PAVEMENT MARKER TYPE 2	EA	12	
	GREEN MMA BICYCLE LANE TREATMENT	SF	84	



CITY OF KIRKLAND

DEPARTMENT OF PUBLIC WORKS

123 FIFTH AVENUE KIRKLAND, WA 98033

(425) 587-3800 www.kirklandwa.gov

S. GONSAR 9/2020
DESIGNED BY: DATE

J. JENNINGS 9/2020
DRAWN BY: DATE

CHECKED BY: DATE

20__ PAVEMENT MARKING PROGRAM

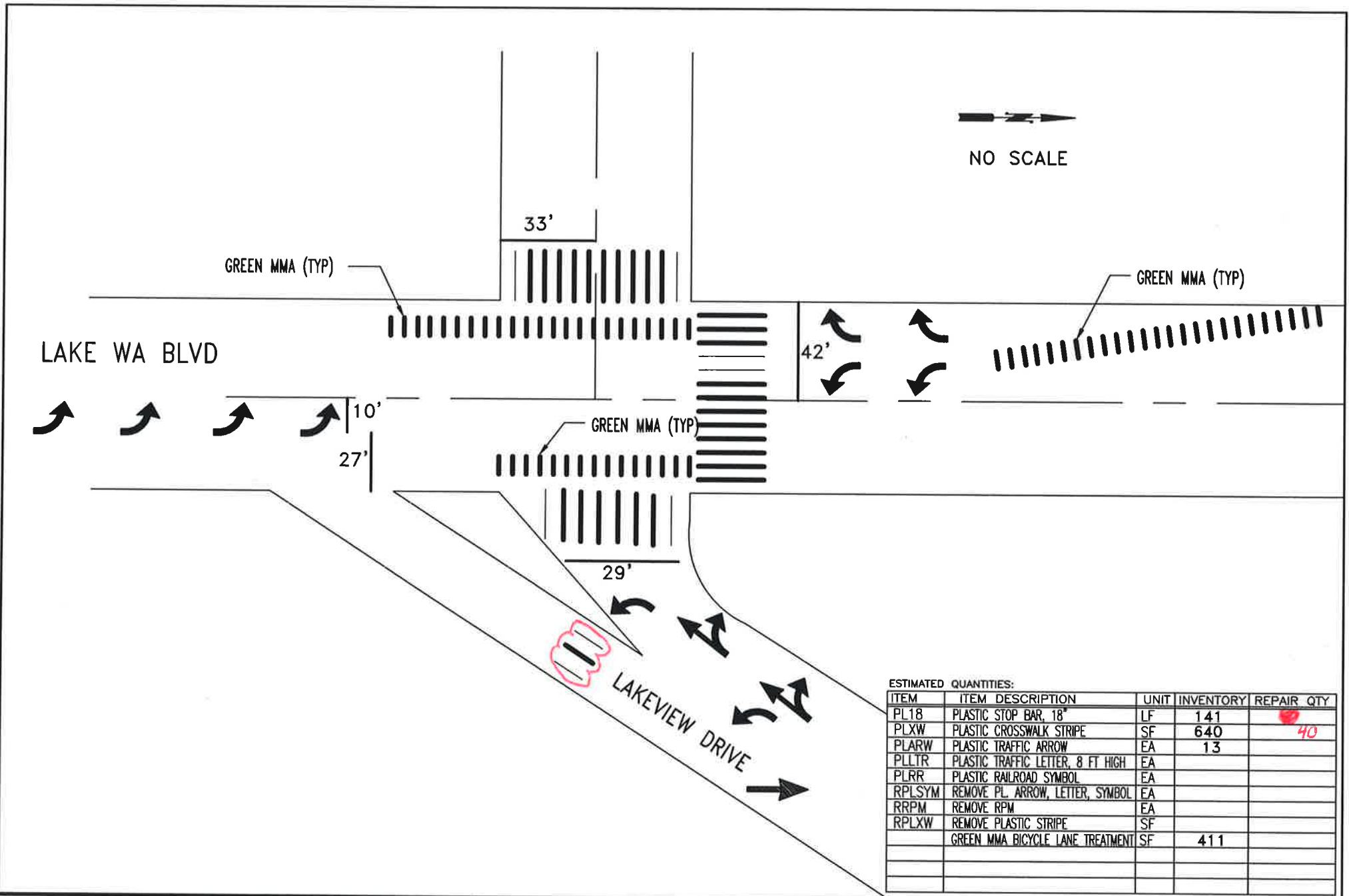
STREET: LAKE WA BLVD

CROSS STREET: NE 43RD ST

SEGMENT:

SCALE: N.T.S.

FILENAME: Page 13-5



CITY OF KIRKLAND
DEPARTMENT OF PUBLIC WORKS
123 FIFTH AVENUE KIRKLAND, WA 98033
(425) 587-3800 www.kirklandwa.gov

S. GONSAR 9/2020
DESIGNED BY: DATE
J. JENNINGS 9/2020
DRAWN BY: DATE
CHECKED BY: DATE

20__ PAVEMENT MARKING PROGRAM
STREET: LAKE WA BLVD
CROSS STREET: LAKEVIEW DRIVE

SEGMENT:
SCALE: N.T.S.
FILENAME:
Page 13-8

NE 63RD ST

LAKEVIEW DRIVE



ESTIMATED QUANTITIES:

ITEM	ITEM DESCRIPTION	UNIT	INVENTORY	REPAIR QTY
PL18	PLASTIC STOP BAR, 18"	LF		
PLXW	PLASTIC CROSSWALK STRIPE	SF	80	10
PLARW	PLASTIC TRAFFIC ARROW	EA		
PLLTR	PLASTIC TRAFFIC LETTER, 8 FT HIGH	EA		
PLRR	PLASTIC RAILROAD SYMBOL	EA		
RPLSYM	REMOVE PL. ARROW, LETTER, SYMBOL	EA		
RRPM	REMOVE RPM	EA		
RPLXW	REMOVE PLASTIC STRIPE	SF		
	RAISED PAVEMENT MARKER TYPE 2	EA	10	



CITY OF KIRKLAND
DEPARTMENT OF PUBLIC WORKS
123 FIFTH AVENUE KIRKLAND, WA 98033
(425) 587-3800 www.kirklandwa.gov

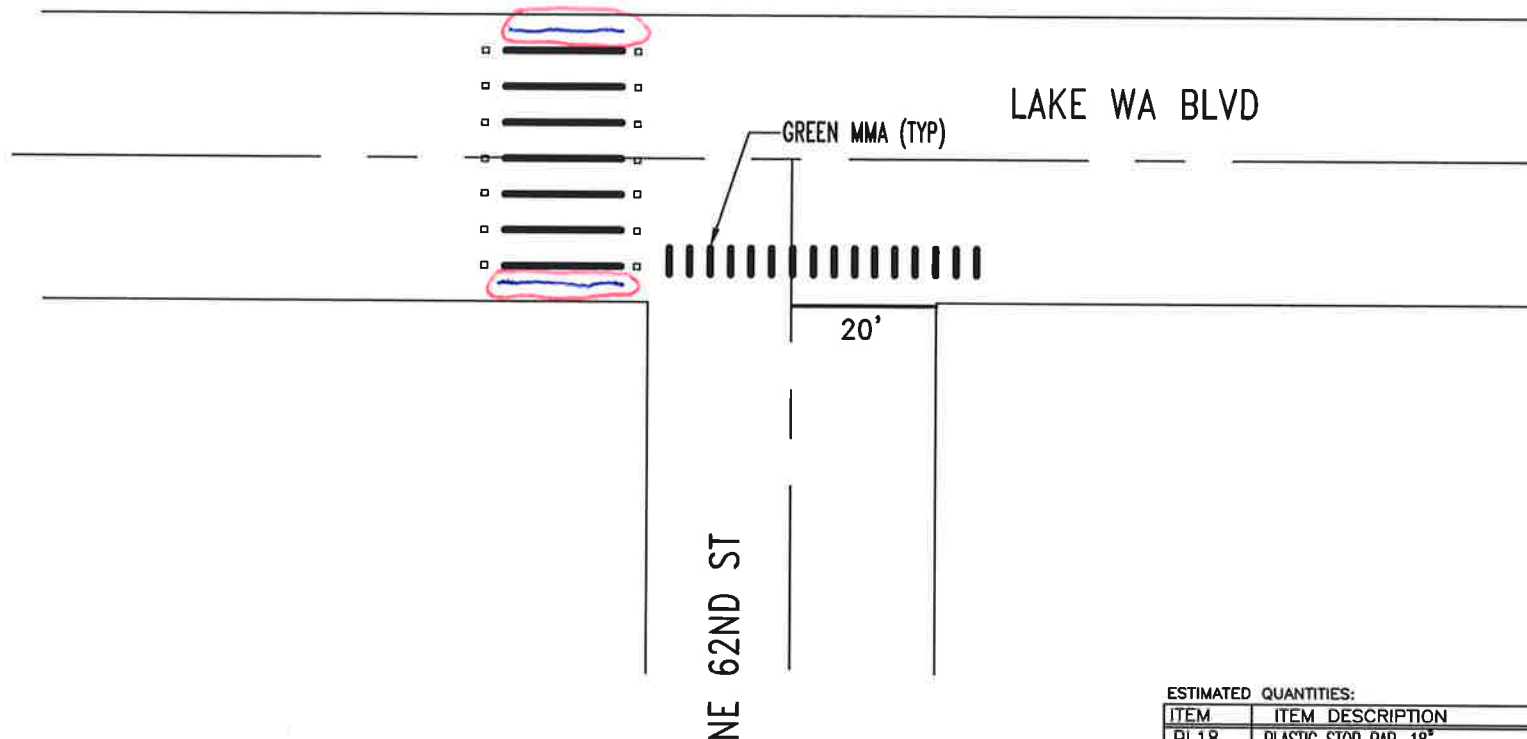
D.GRILLEY 1/2000
DESIGNED BY: DATE
J.JENNINGS 1/2000
DRAWN BY: DATE
CHECKED BY: DATE

20__ PAVEMENT MARKING PROGRAM
STREET: NE 63RD ST
CROSS STREET: LAKEVIEW DRIVE

SEGMENT:
SCALE: N.T.S.
FILENAME:
Page 13-13



NO SCALE



ESTIMATED QUANTITIES:

ITEM	ITEM DESCRIPTION	UNIT	INVENTORY	REPAIR QTY
PL18	PLASTIC STOP BAR, 18"	LF	20	
PLXW	PLASTIC CROSSWALK STRIPE	SF	140	30
PLARW	PLASTIC TRAFFIC ARROW	EA		
PLLTR	PLASTIC TRAFFIC LETTER, 8 FT HIGH	EA		
PLRR	PLASTIC RAILROAD SYMBOL	EA		
RPLSYM	REMOVE PL. ARROW, LETTER, SYMBOL	EA		
RRPM	REMOVE RPM	EA		
RPLXW	REMOVE PLASTIC STRIPE	SF		
	RAISED PAVEMENT MARKER TYPE 2	EA	14	
	GREEN MMA BICYCLE LANE TREATMENT	SF	112	



CITY OF KIRKLAND
DEPARTMENT OF PUBLIC WORKS
123 FIFTH AVENUE KIRKLAND, WA 98033

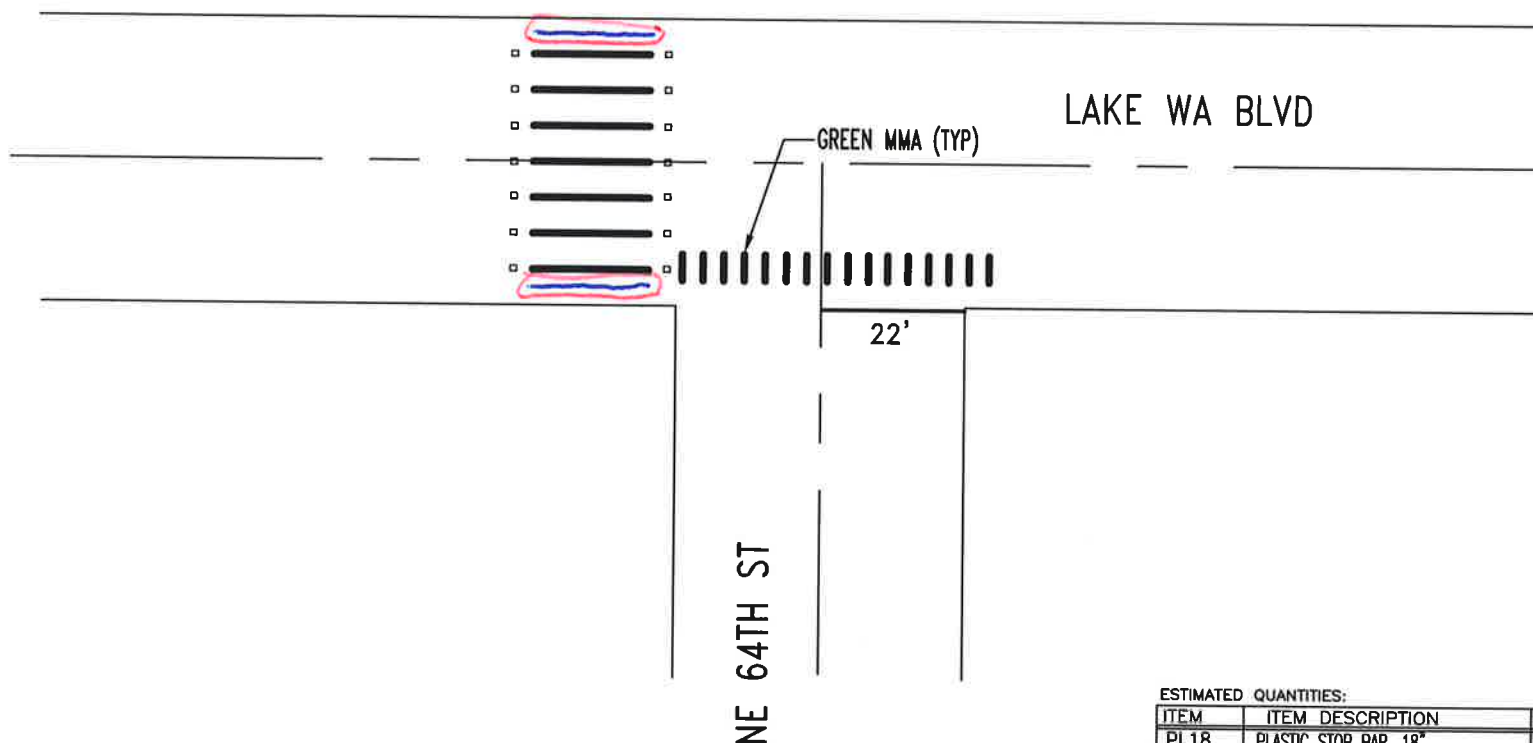
S. GONSAR 1/2020
DESIGNED BY: DATE
J. JENNINGS 1/2020
DRAWN BY: DATE
CHECKED BY: DATE

20__ PAVEMENT MARKING PROGRAM
STREET: LAKE WA BLVD
CROSS STREET: NE 62ND ST

SEGMENT:
SCALE: N.T.S.
FILENAME:
Page 13-18



NO SCALE



ESTIMATED QUANTITIES:

ITEM	ITEM DESCRIPTION	UNIT	INVENTORY	REPAIR QTY
PL18	PLASTIC STOP BAR, 18"	LF	22	20
PLXW	PLASTIC CROSSWALK STRIPE	SF	140	20
PLARW	PLASTIC TRAFFIC ARROW	EA		
PLLTR	PLASTIC TRAFFIC LETTER, 8 FT HIGH	EA		
PLRR	PLASTIC RAILROAD SYMBOL	EA		
RPLSYM	REMOVE PL. ARROW, LETTER, SYMBOL	EA		
RRPM	REMOVE RPM	EA		
RPLXW	REMOVE PLASTIC STRIPE	SF		
	RAISED PAVEMENT MARKER TYPE 2	EA	14	
	GREEN MMA BICYCLE LANE TREATMENT	SF	112	



CITY OF KIRKLAND
DEPARTMENT OF PUBLIC WORKS
123 FIFTH AVENUE KIRKLAND, WA 98033
(425) 587-3800 www.kirklandwa.gov

S. GONSAR 9/2020
DESIGNED BY: DATE
J. JENNINGS 9/2020
DRAWN BY: DATE
CHECKED BY: DATE

20__ PAVEMENT MARKING PROGRAM
STREET: LAKE WA BLVD
CROSS STREET: NE 64TH ST

SEGMENT:
SCALE: N.T.S.
FILENAME: Page 13-19

MARSH PARK



NO SCALE

LAKE ST S



ESTIMATED QUANTITIES:

ITEM	ITEM DESCRIPTION	UNIT	INVENTORY	REPAIR QTY
PL18	PLASTIC STOP BAR, 18"	LF		
PLXW	PLASTIC CROSSWALK STRIPE	SF	140	20
PLARW	PLASTIC TRAFFIC ARROW	EA		
PLLTR	PLASTIC TRAFFIC LETTER, 8 FT HIGH	EA		
PLRR	PLASTIC RAILROAD SYMBOL	EA		
RPLSYM	REMOVE PL. ARROW, LETTER, SYMBOL	EA		
RRPM	REMOVE RPM	EA		
RPLXW	REMOVE PLASTIC STRIPE	SF		
	RAISED PAVEMENT MARKER TYPE 2	EA	14	



CITY OF KIRKLAND
DEPARTMENT OF PUBLIC WORKS
123 FIFTH AVENUE KIRKLAND, WA 98033
(425) 587-3800 www.kirklandwa.gov

G. HORTILLOSA 10/2006
DESIGNED BY: DATE
J. JENNINGS 10/2006
DRAWN BY: DATE
CHECKED BY: DATE

20__ PAVEMENT MARKING PROGRAM
STREET: LAKE ST S
CROSS STREET: 67TH BLOCK

SEGMENT:
SCALE: N.T.S.
FILENAME:
Page 13-20

CENTRAL HOUGHTON INTERSECTION PLANS



CITY OF KIRKLAND

DEPARTMENT OF PUBLIC WORKS

123 FIFTH AVENUE KIRKLAND, WA 98033

(425) 587-3800 www.kirklandwa.gov

S. GONSAR 9/2020
DESIGNED BY: DATE
J. JENNINGS 9/2020
DRAWN BY: DATE
CHECKED BY: DATE

2021 PAVEMENT MARKING PROGRAM

STREET:

CROSS STREET:

SEGMENT:

SCALE:

N.T.S.

FILENAME:


14-0



NO SCALE

111TH PL NE

NE 60TH ST



ESTIMATED QUANTITIES:

ITEM	ITEM DESCRIPTION	UNIT	INVENTORY	REPAIR QTY
PL18	PLASTIC STOP BAR, 18"	LF		
PLXW	PLASTIC CROSSWALK STRIPE	SF	100	70
PLARW	PLASTIC TRAFFIC ARROW	EA		
PLLTR	PLASTIC TRAFFIC LETTER, 8 FT HIGH	EA		
PLRR	PLASTIC RAILROAD SYMBOL	EA		
RPLSYM	REMOVE PL. ARROW, LETTER, SYMBOL	EA		
RRPM	REMOVE RPM	EA		
RPLXW	REMOVE PLASTIC STRIPE	SF		



CITY OF KIRKLAND

DEPARTMENT OF PUBLIC WORKS

123 FIFTH AVENUE KIRKLAND, WA 98033

(425) 587-3800 www.kirklandwa.gov

D.GRILLEY 1/2000
DESIGNED BY: DATE

J.JENNINGS 11/2000
DRAWN BY: DATE

CHECKED BY: DATE

20__ PAVEMENT MARKING PROGRAM

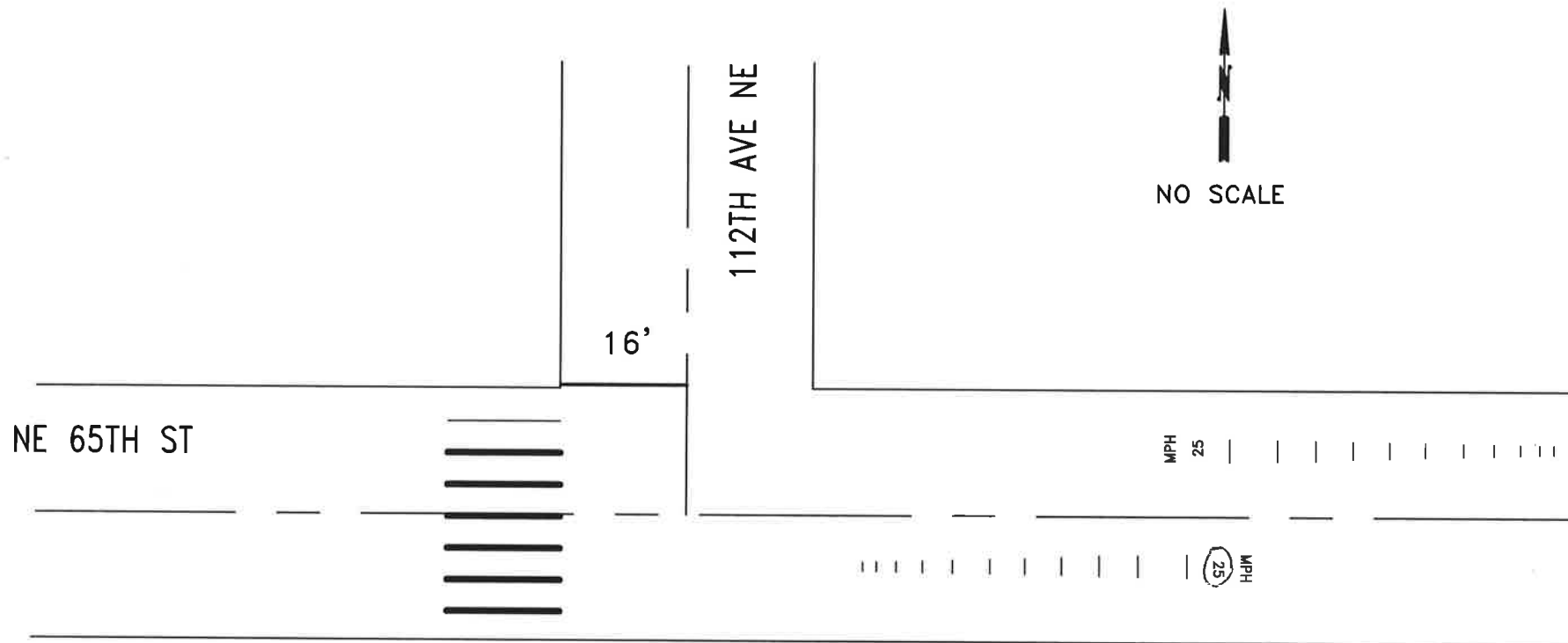
STREET: NE 60TH ST

CROSS STREET: 111TH PL NE

SEGMENT:

SCALE: N.T.S.

FILENAME: Page 14-1



ESTIMATED QUANTITIES:

ITEM	ITEM DESCRIPTION	UNIT	INVENTORY	REPAIR QTY
PL18	PLASTIC STOP BAR, 18"	LF	24	
PLXW	PLASTIC CROSSWALK STRIPE	SF	130	
PLARW	PLASTIC TRAFFIC ARROW	EA		
PLLTR	PLASTIC TRAFFIC LETTER, 8 FT HIGH	EA		2
PLRR	PLASTIC RAILROAD SYMBOL	EA		
RPLSYM	REMOVE PL. ARROW, LETTER, SYMBOL	EA	10	
RRPM	REMOVE RPM	EA		
RPLXW	REMOVE PLASTIC STRIPE	SF		
	PLASTIC SPEED LEGEND BARS		24	



CITY OF KIRKLAND

DEPARTMENT OF PUBLIC WORKS
123 FIFTH AVENUE KIRKLAND, WA 98033
(425) 587-3800 www.kirklandwa.gov

G. HORTILLOSA 10/2011
DESIGNED BY: DATE
J. JENNINGS 10/2011
DRAWN BY: DATE
CHECKED BY: DATE

20__ PAVEMENT MARKING PROGRAM

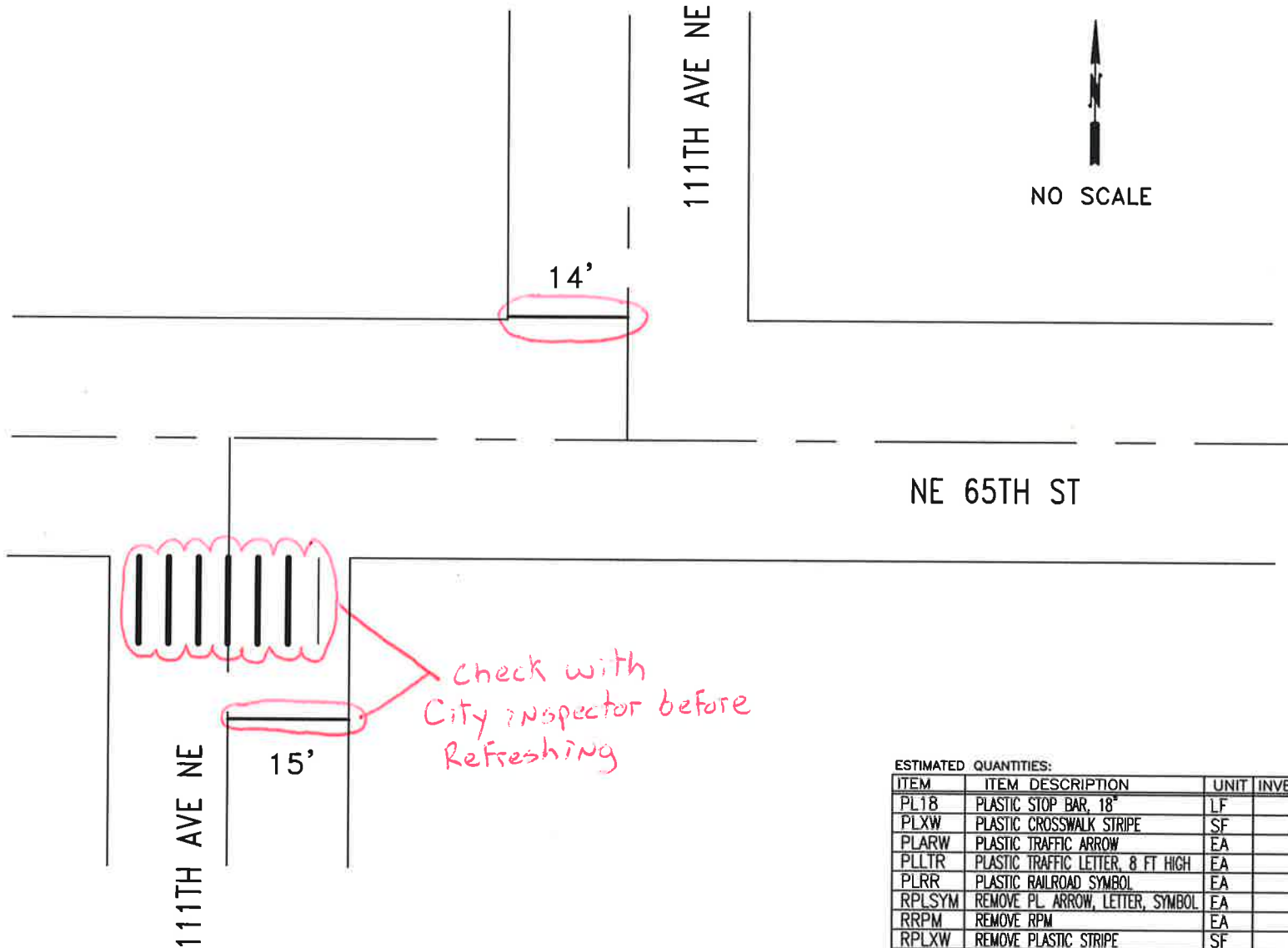
STREET: NE 65TH ST

CROSS STREET: 112TH AVE NE

SEGMENT:

SCALE: N.T.S.

FILENAME: Page 14-5



ESTIMATED QUANTITIES:

ITEM	ITEM DESCRIPTION	UNIT	INVENTORY	REPAIR QTY
PL18	PLASTIC STOP BAR, 18"	LF	29	29
PLXW	PLASTIC CROSSWALK STRIPE	SF	130	130
PLARW	PLASTIC TRAFFIC ARROW	EA		
PLLTR	PLASTIC TRAFFIC LETTER, 8 FT HIGH	EA		
PLRR	PLASTIC RAILROAD SYMBOL	EA		
RPLSYM	REMOVE PL. ARROW, LETTER, SYMBOL	EA		
RRPM	REMOVE RPM	EA		
RPLXW	REMOVE PLASTIC STRIPE	SF		



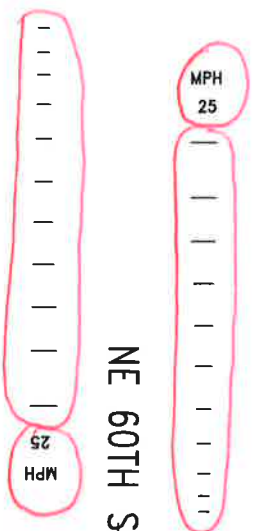
CITY OF KIRKLAND
 DEPARTMENT OF PUBLIC WORKS
 123 FIFTH AVENUE KIRKLAND, WA 98033
 (425) 587-3800 www.kirklandwa.gov

G. HORTILLOSA 10/2011
 DESIGNED BY: DATE
 J. JENNINGS 10/2011
 DRAWN BY: DATE
 CHECKED BY: DATE

20__ PAVEMENT MARKING PROGRAM

STREET: NE 65TH ST
 CROSS STREET: 111TH AVE NE

SEGMENT:
 SCALE: N.T.S.
 FILENAME: Page 14-6

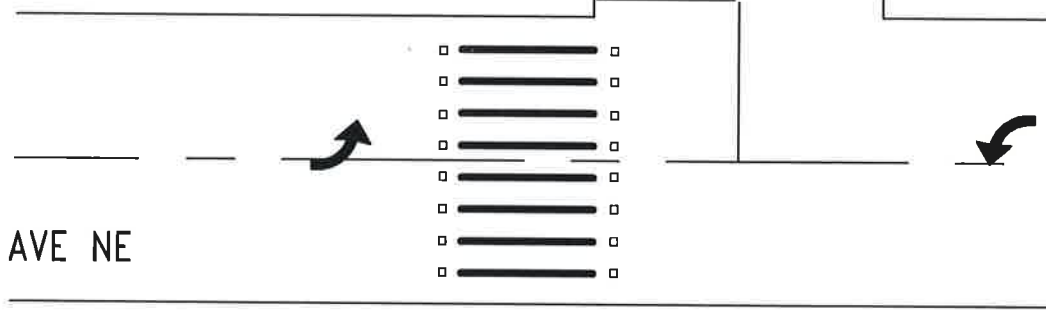


NE 60TH ST

18'



NO SCALE



ESTIMATED QUANTITIES:

ITEM	ITEM DESCRIPTION	UNIT	INVENTORY	REPAIR_QTY
PL18	PLASTIC STOP BAR, 18"	LF	18	
PLXW	PLASTIC CROSSWALK STRIPE	SF	160	
PLARW	PLASTIC TRAFFIC ARROW	EA	1	
PLLTR	PLASTIC TRAFFIC LETTER, 8 FT HIGH	EA	10	10
PLRR	PLASTIC RAILROAD SYMBOL	EA		
RPLSYM	REMOVE PL. ARROW, LETTER, SYMBOL	EA		
RRPM	REMOVE RPM	EA		
RPLXW	REMOVE PLASTIC STRIPE	SF		
	RAISED PAVEMENT MARKER TYPE 2	EA	16	
	PLASTIC SPEED LEGEND BARS		124	124



CITY OF KIRKLAND
 DEPARTMENT OF PUBLIC WORKS
 123 FIFTH AVENUE KIRKLAND, WA 98033
 (425) 587-3800 www.kirklandwa.gov

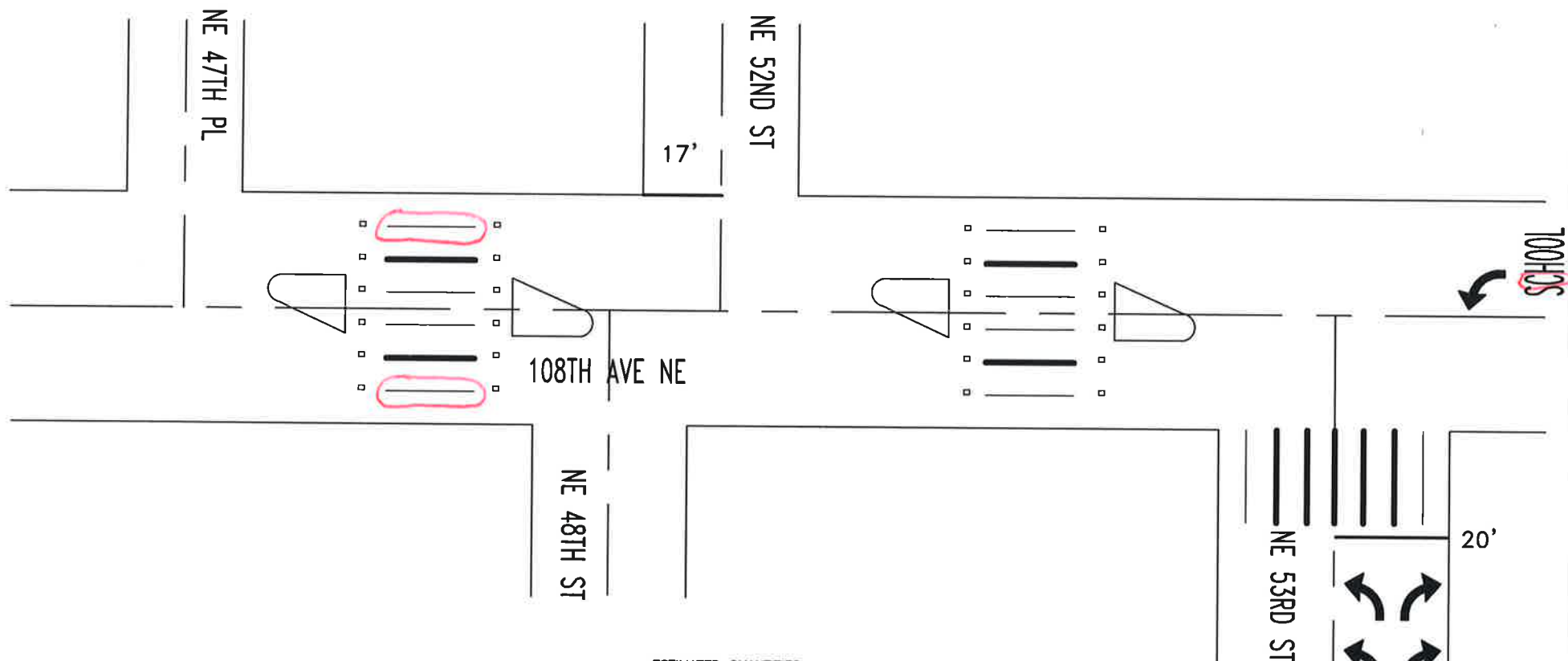
D.GRILLEY 1/2000
 DESIGNED BY: DATE
 J.JENNINGS 2/2004
 DRAWN BY: DATE
 CHECKED BY: DATE

20__ PAVEMENT MARKING PROGRAM
 STREET: 108TH AVE NE
 CROSS STREET: NE 60TH ST

SEGMENT:
 SCALE: N.T.S.
 FILENAME: Page 14-8



NO SCALE



ESTIMATED QUANTITIES:

ITEM	ITEM DESCRIPTION	UNIT	INVENTORY	REPAIR QTY
PL18	PLASTIC STOP BAR, 18"	LF	37	
PLXW	PLASTIC CROSSWALK STRIPE	SF	280	20
PLARW	PLASTIC TRAFFIC ARROW	EA	9	
PLLTR	PLASTIC TRAFFIC LETTER, 8 FT HIGH	EA	6	1
PLRR	PLASTIC RAILROAD SYMBOL	EA		
RPLSYM	REMOVE PL. ARROW, LETTER, SYMBOL	EA		
RRPM	REMOVE RPM	EA		
RPLXW	REMOVE PLASTIC STRIPE	SF		
RPM11	TYPE II RPM	EA	24	



CITY OF KIRKLAND

DEPARTMENT OF PUBLIC WORKS
123 FIFTH AVENUE KIRKLAND, WA 98033
(425) 587-3800 www.kirklandwa.gov

D.GRILLEY 4/2007
DESIGNED BY: DATE
J.JENNINGS 4/2007
DRAWN BY: DATE
CHECKED BY: DATE

20__ PAVEMENT MARKING PROGRAM

STREET:

108TH AVE NE

CROSS STREET:

NE 53RD ST TO NE 46TH ST

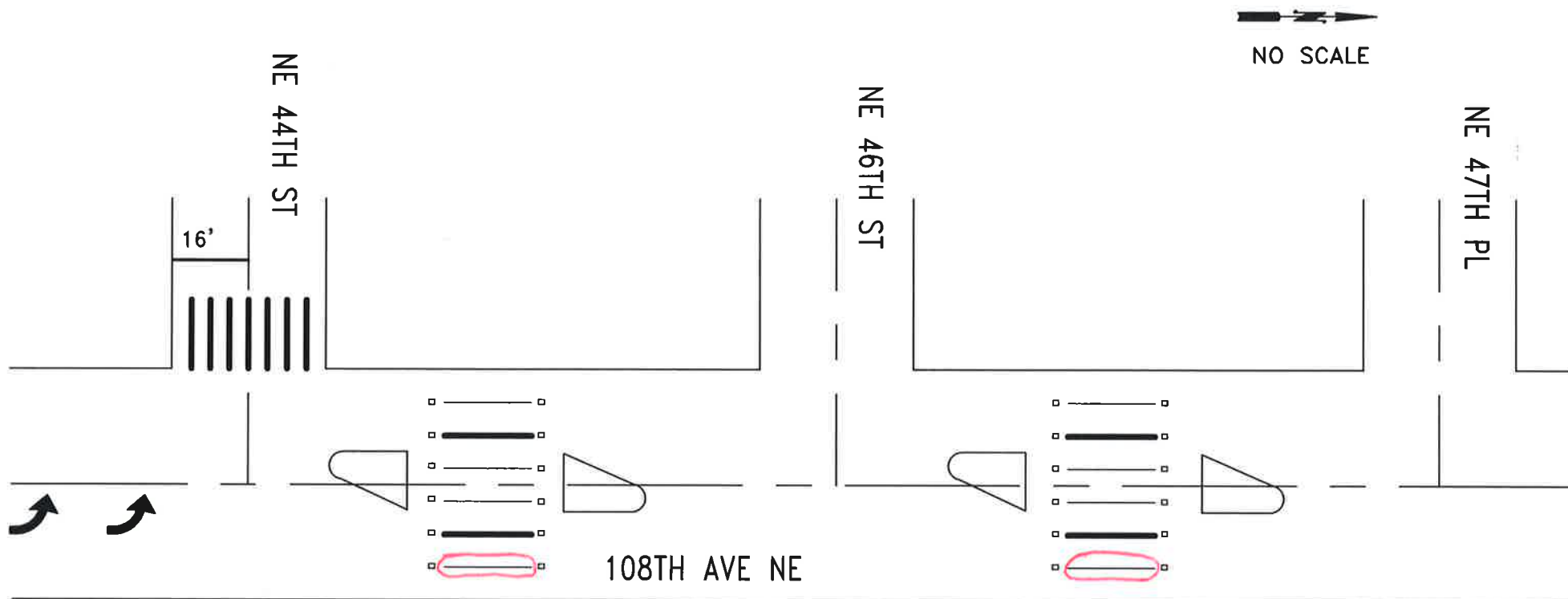
SEGMENT:

SCALE:

N.T.S.

FILENAME:

Page 14-11



ESTIMATED QUANTITIES:

ITEM	ITEM DESCRIPTION	UNIT	INVENTORY	REPAIR QTY
PL18	PLASTIC STOP BAR, 18"	LF	16	
PLXW	PLASTIC CROSSWALK STRIPE	SF	300	20
PLARW	PLASTIC TRAFFIC ARROW	EA	2	
PLLTR	PLASTIC TRAFFIC LETTER, 8 FT HIGH	EA		
PLRR	PLASTIC RAILROAD SYMBOL	EA		
RPLSYM	REMOVE PL. ARROW, LETTER, SYMBOL	EA		
RRPM	REMOVE RPM	EA		
RPLXW	REMOVE PLASTIC STRIPE	SF		
RPM11	TYPE II RPM	EA	24	



CITY OF KIRKLAND
 DEPARTMENT OF PUBLIC WORKS
 123 FIFTH AVENUE KIRKLAND, WA 98033
 (425) 587-3800 www.kirklandwa.gov

G. HORTILLOSA 2/2011
 DESIGNED BY: DATE
 J. JENNINGS 10/2011
 DRAWN BY: DATE
 CHECKED BY: DATE

20__ PAVEMENT MARKING PROGRAM

STREET: 108TH AVE NE
 CROSS STREET: NE 47TH TO NE 44TH ST

SEGMENT:
 SCALE: N.T.S.
 FILENAME: Page 14-12

108TH AVE NE



MPH 25

NE 53RD ST

MPH 25

111 AVE NE

NORTHSTAR SCHOOL ENTRANCE

ESTIMATED QUANTITIES:

ITEM	ITEM DESCRIPTION	UNIT	INVENTORY	REPAIR QTY
PL18	PLASTIC STOP BAR, 18"	LF		
PLXW	PLASTIC CROSSWALK STRIPE	SF	120	120
PLARW	PLASTIC TRAFFIC ARROW	EA		
PLLTR	PLASTIC TRAFFIC LETTER, 8 FT HIGH	EA	10	
PLRR	PLASTIC RAILROAD SYMBOL	EA		
RPLSYM	REMOVE PL. ARROW, LETTER, SYMBOL	EA		
RRPM	REMOVE RPM	EA		
RPLXW	REMOVE PLASTIC STRIPE	SF		
	PLASTIC SPEED LEGEND BARS	SF	124	



CITY OF KIRKLAND
DEPARTMENT OF PUBLIC WORKS
123 FIFTH AVENUE KIRKLAND, WA 98033
(425) 587-3800 www.kirklandwa.gov

G. HORTILLOSA 5/2007
DESIGNED BY: DATE
J.JENNINGS 5/2007
DRAWN BY: DATE
CHECKED BY: DATE

20__ PAVEMENT MARKING PROGRAM

STREET: NE 53RD ST
CROSS STREET: 108-111 AVE NE

SEGMENT:
SCALE: N.T.S.
FILENAME: page 14-13


NO SCALE



THE FIRS

NE 53RD ST

112TH AVE NE



ESTIMATED QUANTITIES:

ITEM	ITEM DESCRIPTION	UNIT	INVENTORY	REPAIR	QTY
PL18	PLASTIC STOP BAR, 18"	LF			
PLXW	PLASTIC CROSSWALK STRIPE	SF			
PLARW	PLASTIC TRAFFIC ARROW	EA			
PLLTR	PLASTIC TRAFFIC LETTER, 8 FT HIGH	EA	10		3
PLRR	PLASTIC RAILROAD SYMBOL	EA			
RPLSYM	REMOVE PL, ARROW, LETTER, SYMBOL	EA			
RRPM	REMOVE RPM	EA			
RPLXW	REMOVE PLASTIC STRIPE	SF			
	PLASTIC SPEED LEGEND BARS	SF	124		124



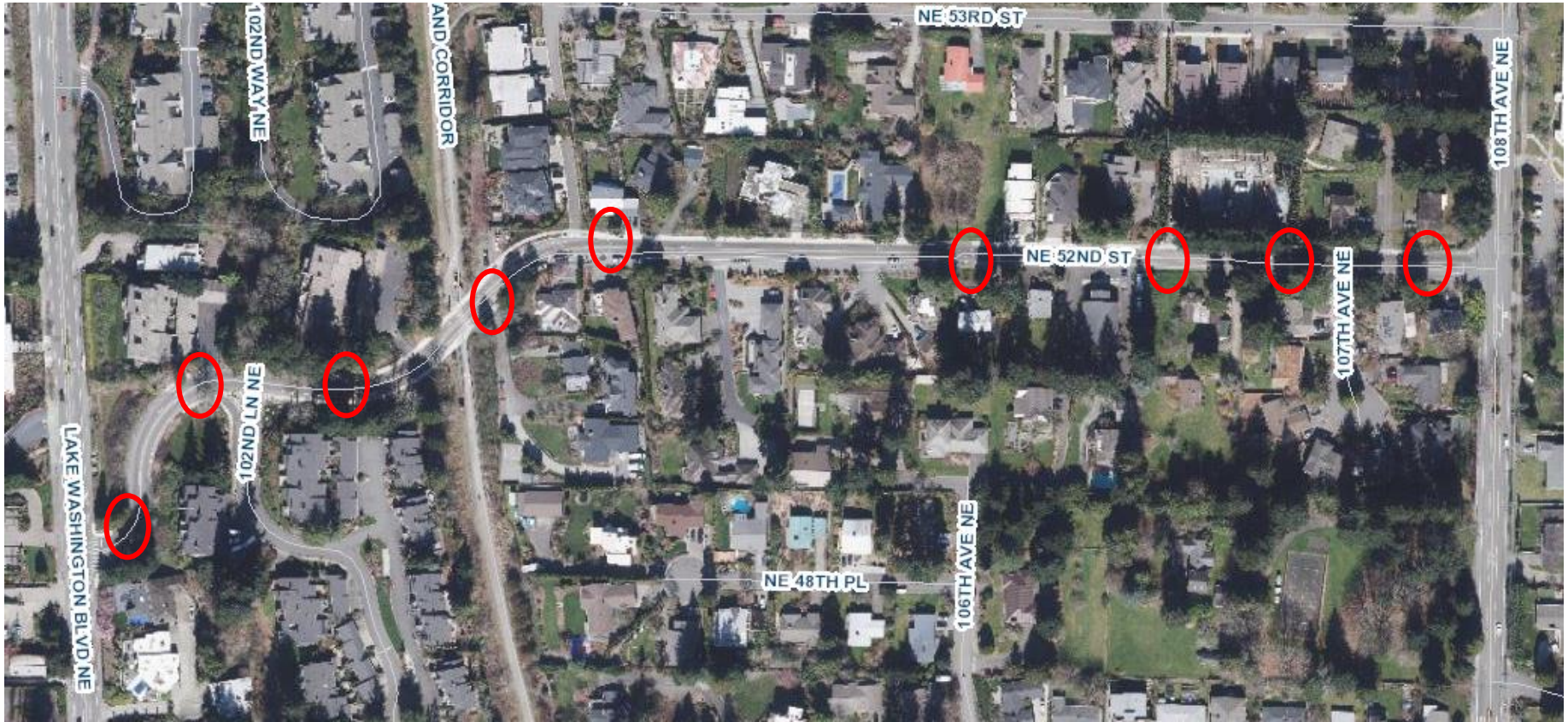
CITY OF KIRKLAND
DEPARTMENT OF PUBLIC WORKS
123 FIFTH AVENUE KIRKLAND, WA 98033
(425) 587-3800 www.kirklandwa.gov

G. HORTILLOSA 5/2007
DESIGNED BY: DATE
J.JENNINGS 5/2007
DRAWN BY: DATE
CHECKED BY: DATE

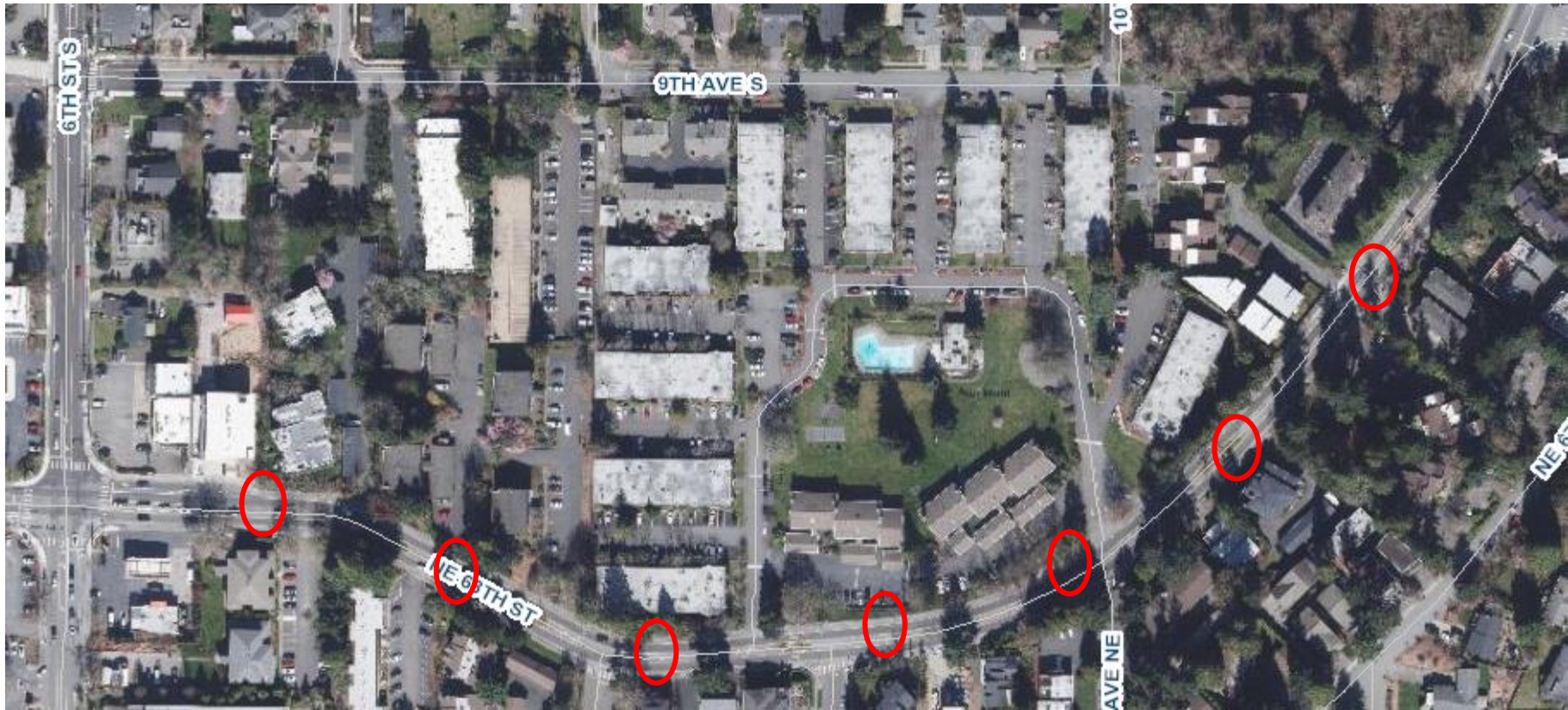
20__ PAVEMENT MARKING PROGRAM

STREET: NE 53RD ST
CROSS STREET: 112TH AVE NE

SEGMENT:
SCALE: N.T.S.
FILENAME:
page 14-14



Item No.	Item Description	Est Quantities	Unit
B5	Bicycle Lane Symbol & Sharrow Symbol	9	EA



Item No.	Item Description	Est Quantities	Unit
B5	Bicycle Lane Symbol & Sharrow Symbol	14	EA

BRIDLE TRAILS INTERSECTION PLANS



CITY OF KIRKLAND

DEPARTMENT OF PUBLIC WORKS

123 FIFTH AVENUE KIRKLAND, WA 98033

(425) 587-3800 www.kirklandwa.gov

S. GONSAR 9/2020
DESIGNED BY: DATE

J. JENNINGS 9/2020
DRAWN BY: DATE

CHECKED BY: DATE

2021 PAVEMENT MARKING PROGRAM

STREET:

CROSS STREET:

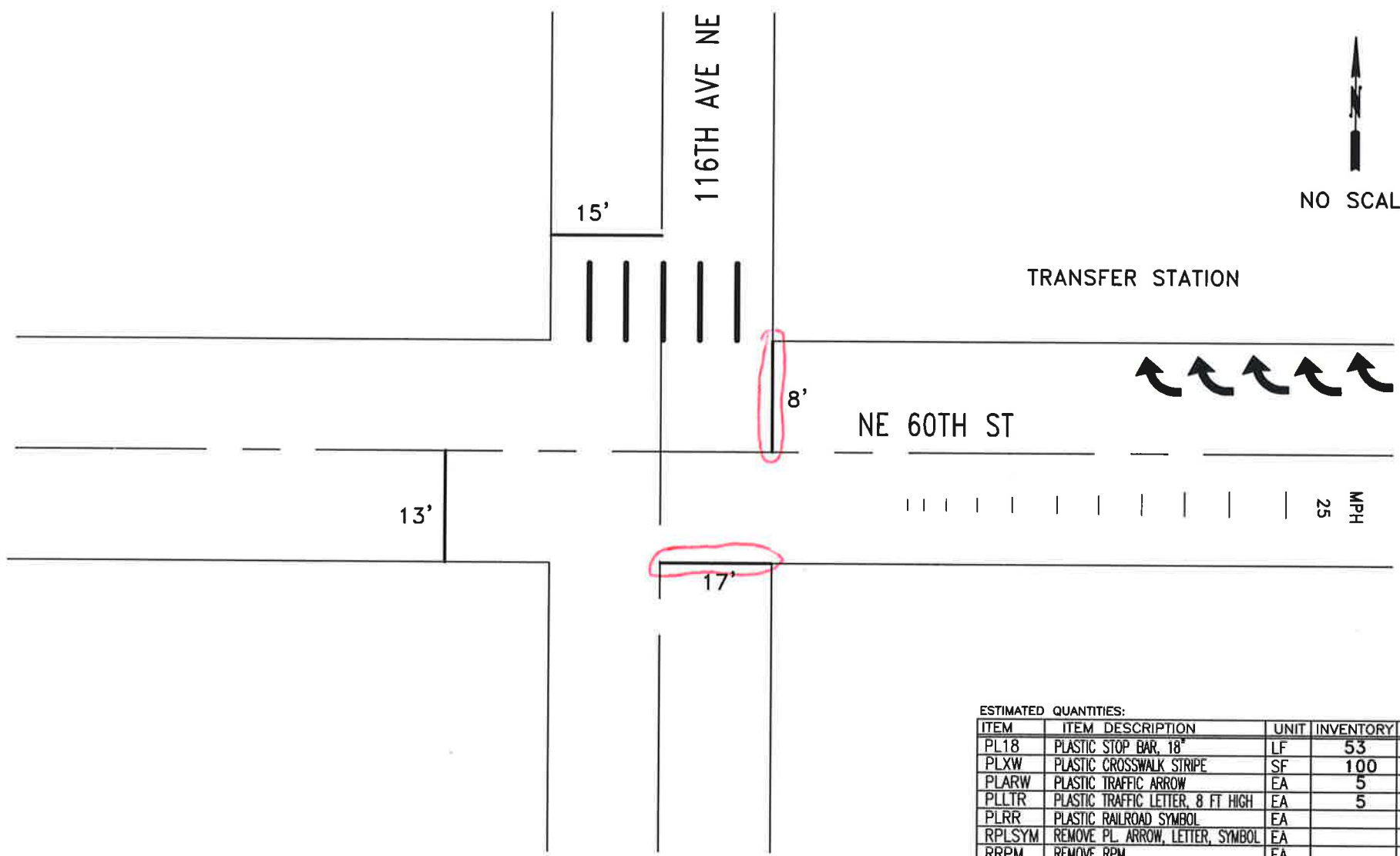
SEGMENT:

SCALE:

N.T.S.

FILENAME:

15-0



ESTIMATED QUANTITIES:

ITEM	ITEM DESCRIPTION	UNIT	INVENTORY	REPAIR QTY
PL18	PLASTIC STOP BAR, 18"	LF	53	25
PLXW	PLASTIC CROSSWALK STRIPE	SF	100	
PLARW	PLASTIC TRAFFIC ARROW	EA	5	
PLLTR	PLASTIC TRAFFIC LETTER, 8 FT HIGH	EA	5	
PLRR	PLASTIC RAILROAD SYMBOL	EA		
RPLSYM	REMOVE PL. ARROW, LETTER, SYMBOL	EA		
RRPM	REMOVE RPM	EA		
RPLXW	REMOVE PLASTIC STRIPE	SF		
PLLGD	PLASTIC SPEED LEGEND BARS	EA	62	



CITY OF KIRKLAND
 DEPARTMENT OF PUBLIC WORKS
 123 FIFTH AVENUE KIRKLAND, WA 98033
 (425) 587-3800 www.kirklandwa.gov

G. HORTILLOSA 10/2011
 DESIGNED BY: DATE
 J. JENNINGS 10/2011
 DRAWN BY: DATE
 CHECKED BY: DATE

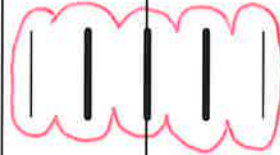
20__ PAVEMENT MARKING PROGRAM
 STREET: 116TH AVE NE
 CROSS STREET: NE 60TH ST

SEGMENT:
 SCALE: N.T.S.
 FILENAME: Page 15-1

116TH AVE NE

#5229

BRIDLEWOOD
STABLES



NO SCALE

ESTIMATED QUANTITIES:

ITEM	ITEM DESCRIPTION	UNIT	INVENTORY	REPAIR QTY
PL18	PLASTIC STOP BAR, 18"	LF		
PLXW	PLASTIC CROSSWALK STRIPE	SF	80	70
PLARW	PLASTIC TRAFFIC ARROW	EA		
PLLTR	PLASTIC TRAFFIC LETTER, 8 FT HIGH	EA		
PLRR	PLASTIC RAILROAD SYMBOL	EA		
RPLSYM	REMOVE PL. ARROW, LETTER, SYMBOL	EA		
RRPM	REMOVE RPM	EA		
RPLXW	REMOVE PLASTIC STRIPE	SF		



CITY OF KIRKLAND

DEPARTMENT OF PUBLIC WORKS
123 FIFTH AVENUE KIRKLAND, WA 98033
(425) 587-3800 www.kirklandwa.gov

D.GRILLEY 1/2000
DESIGNED BY: DATE
J.JENNINGS 1/2000
DRAWN BY: DATE
CHECKED BY: DATE

20__ PAVEMENT MARKING PROGRAM

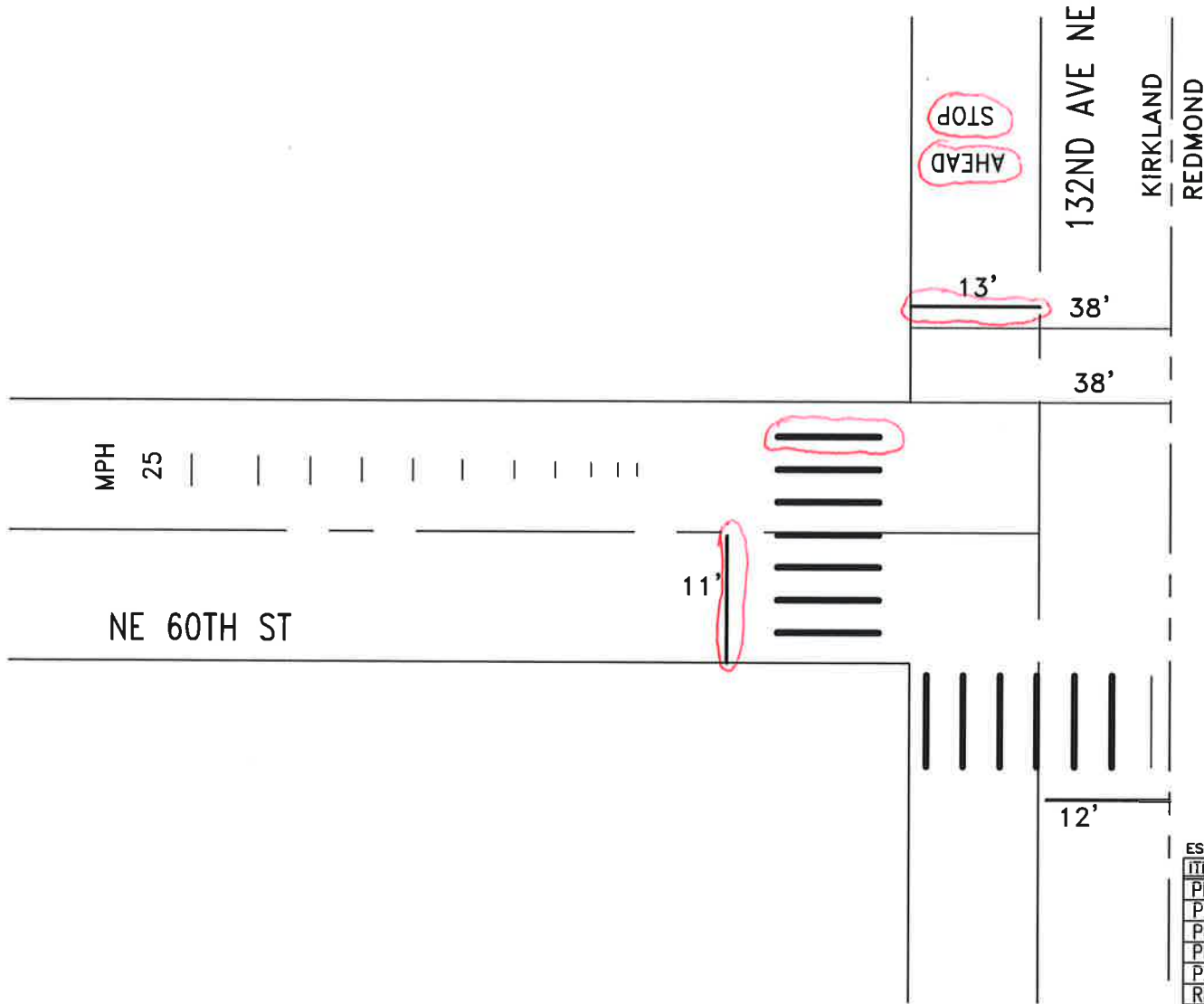
STREET: 116TH AVE NE

CROSS STREET: 5229 (BRIDLEWOOD STABLES)

SEGMENT:

SCALE: N.T.S.

FILENAME: Page 15--4



ESTIMATED QUANTITIES:

ITEM	ITEM DESCRIPTION	UNIT	INVENTORY	REPAIR QTY
PL18	PLASTIC STOP BAR, 18"	LF	36	24
PLXW	PLASTIC CROSSWALK STRIPE	SF	346	30
PLARW	PLASTIC TRAFFIC ARROW	EA		
PLLTR	PLASTIC TRAFFIC LETTER, 8 FT HIGH	EA	14	9
PLRR	PLASTIC RAILROAD SYMBOL	EA		
RPLSYM	REMOVE PL. ARROW, LETTER, SYMBOL	EA		
RRPM	REMOVE RPM	EA		
RPLXW	REMOVE PLASTIC STRIPE	SF		
PLLGD	PLASTIC SPEED LEGEND BARS	SF	62	



CITY OF KIRKLAND
DEPARTMENT OF PUBLIC WORKS
123 FIFTH AVENUE KIRKLAND, WA 98033
(425) 587-3800 www.kirklandwa.gov

G. HORTILLOSA 11/2008
DESIGNED BY: DATE
J. JENNINGS 11/2008
DRAWN BY: DATE
CHECKED BY: DATE

20__ PAVEMENT MARKING PROGRAM
STREET: NE 60TH ST
CROSS STREET: 132ND AVE NE

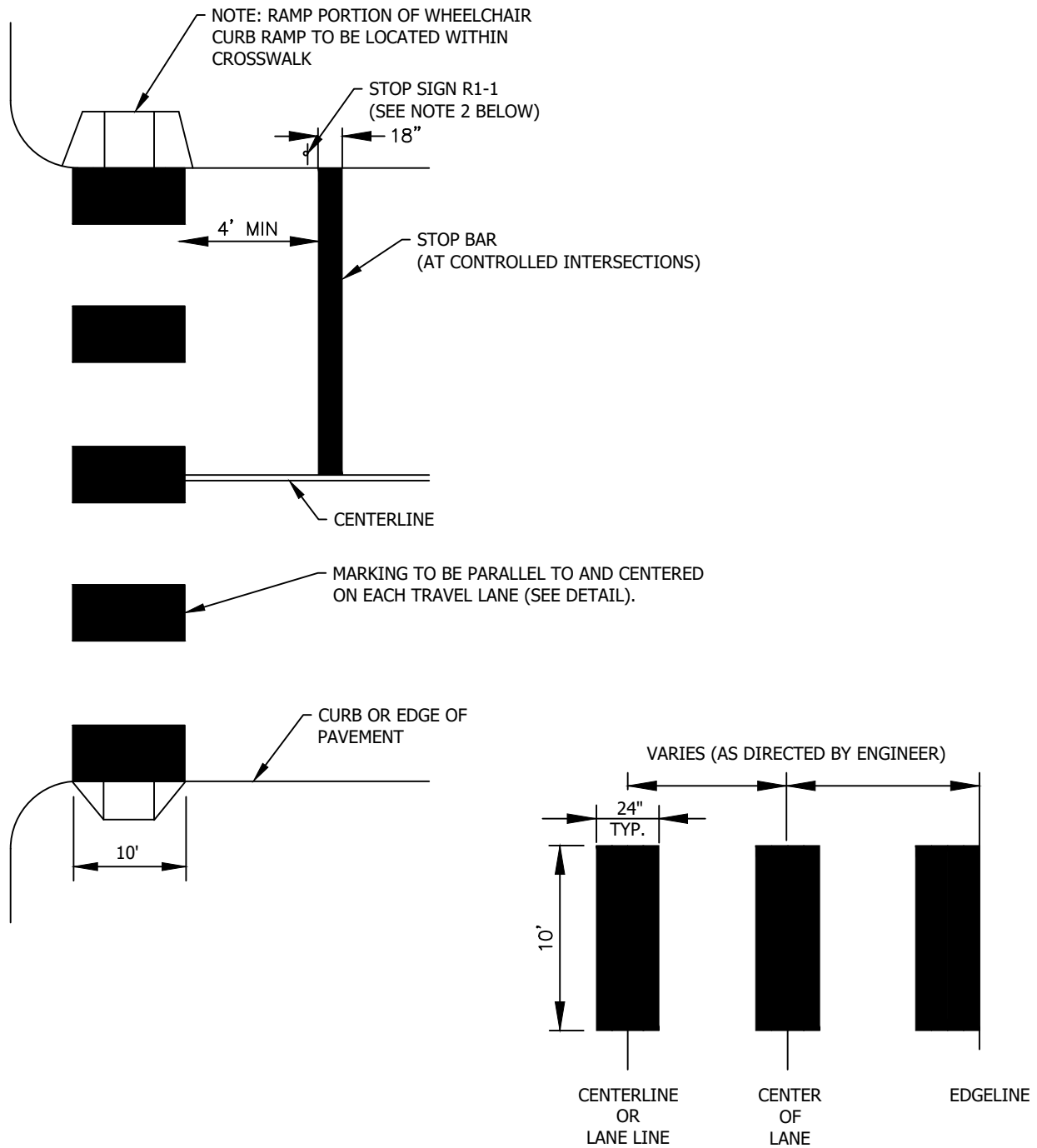
SEGMENT:
SCALE: N.T.S.
FILENAME: Page 15-10

APPENDIX C

PRE-APPROVED PLANS



City of Kirkland

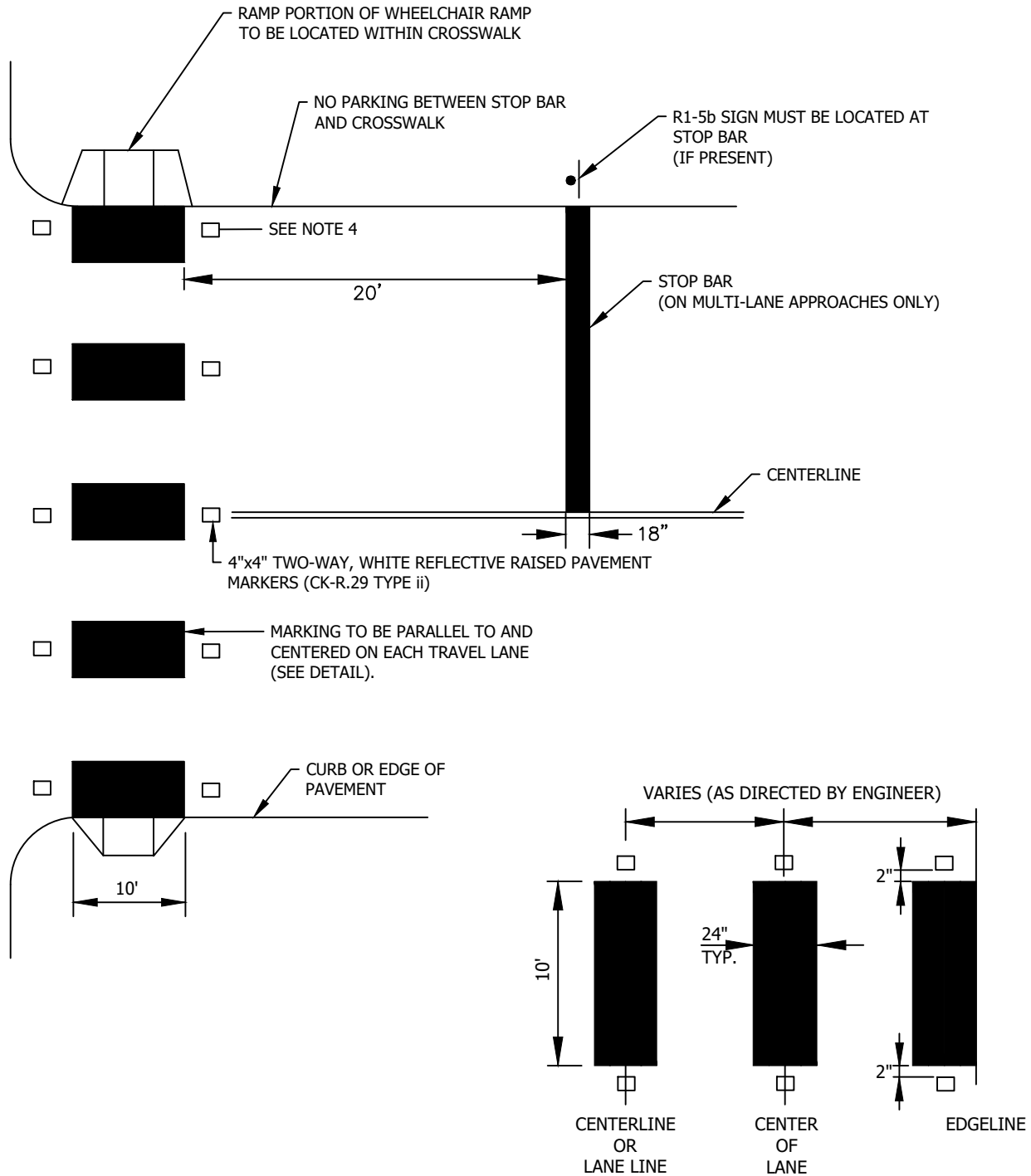


DETAIL

NOTES:

1. MARKINGS SHALL BE THERMOPLASTIC.
2. STOP SIGN LOCATION ADJACENT TO STOP BAR, OR AS DIRECTED BY ENGINEER

CITY OF KIRKLAND	
PLAN NO. CK-R.28	
	CROSSWALK AND STOP BAR DETAIL



DETAIL

NOTES:

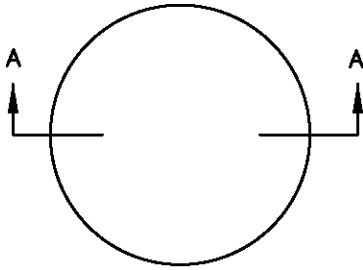
1. MARKINGS SHALL BE THERMOPLASTIC.
2. FOR TWO-WAY REFLECTIVE RAISED PAVEMENT MARKERS, SEE PLAN NO. CK-R.29 TYPE 2.
3. DO NOT PLACE RPM IN BIKE LANE OR ON EDGE LINES.

CITY OF KIRKLAND

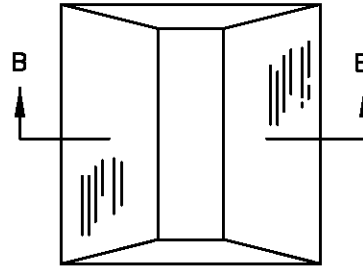
PLAN NO. CK-R.28A



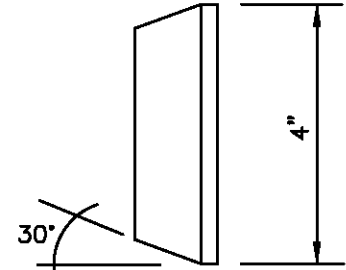
CROSSWALK AND STOP BAR
DETAIL FOR UNCONTROLLED
APPROACHES



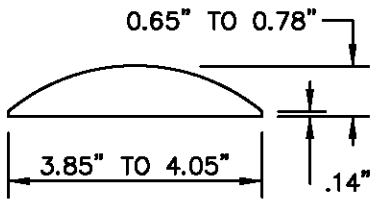
PLAN



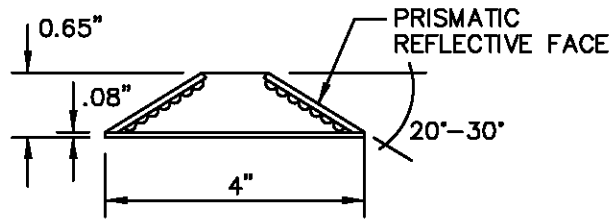
PLAN
DIRECTION OF TRAFFIC




SIDE VIEW



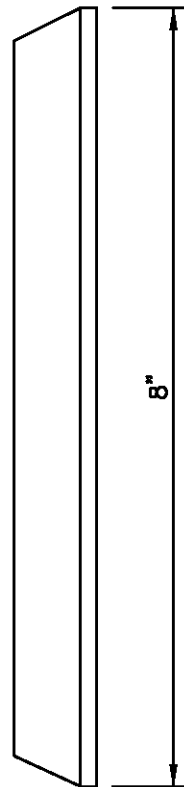
TYPE 1
SECTION A-A



TYPE 2
SECTION B-B



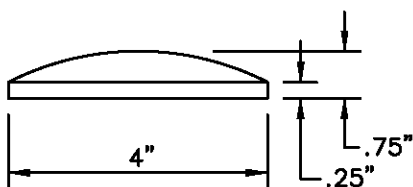
PLAN



SIDE VIEW

NOTES

1. TYPE C PAVEMENT MARKERS TO BE USED ONLY UPON APPROVAL BY TRAFFIC ENGINEER.
2. NOT TO BE USED ON EDGELINES.



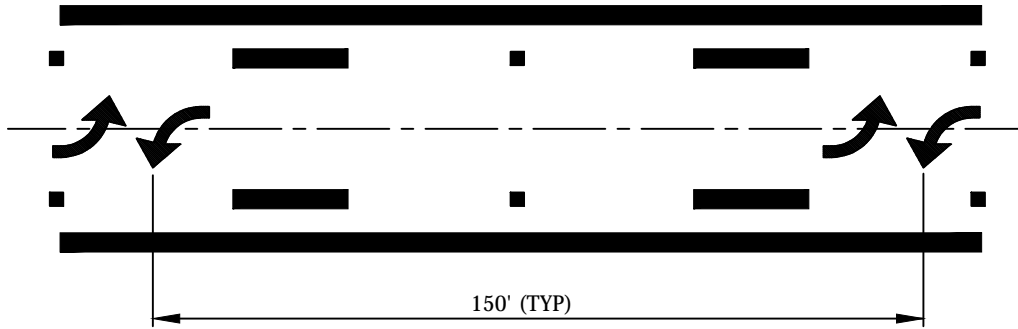
TYPE C

CITY OF KIRKLAND

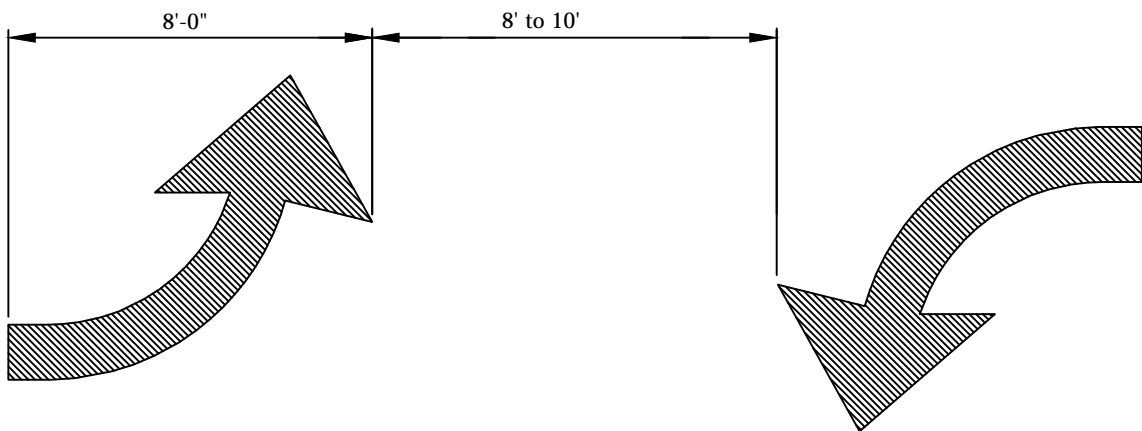
PLAN NO. CK-R.29



LANE MARKERS
(DIMENSIONS)



TWO-WAY LEFT TURN MARKERS



TYPICAL ARROW

NOTES

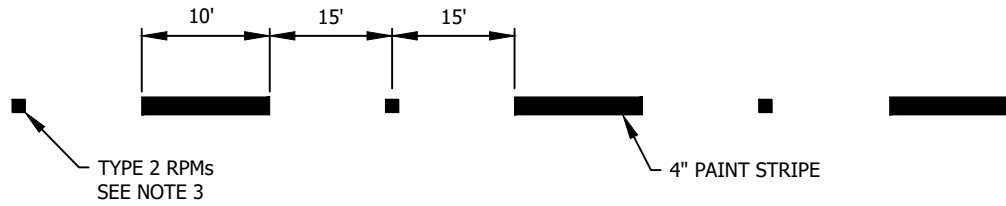
1. THERMOPLASTIC REQUIRED

CITY OF KIRKLAND

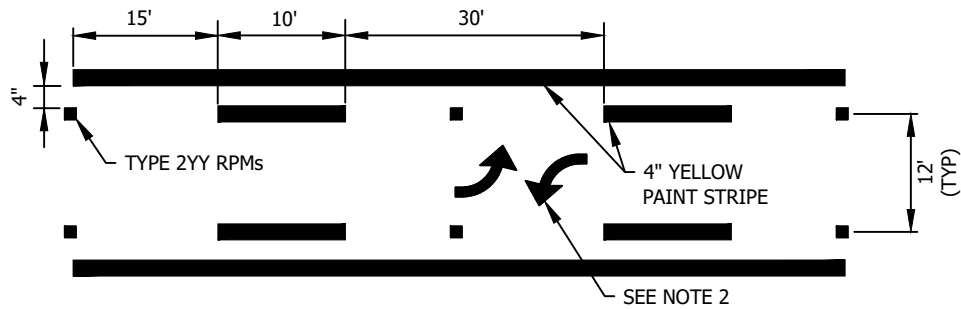
PLAN NO. CK- R.30



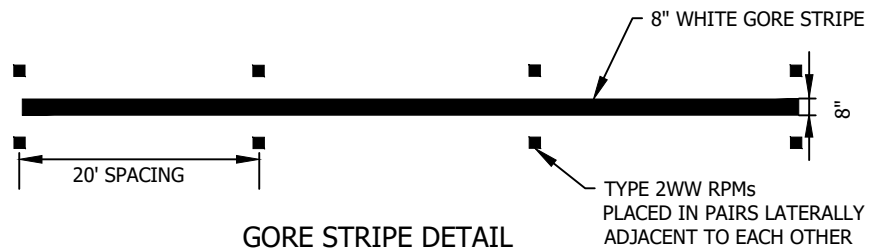
**TWO-WAY LEFT
TURN LANE AND
TYPICAL ARROW**



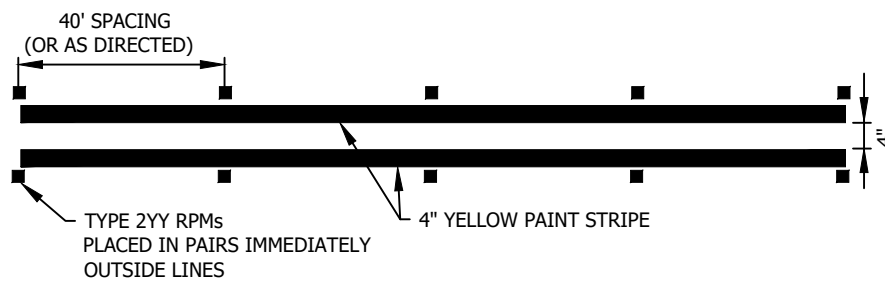
SKIP CENTER & LANE STRIPE DETAIL



TWO-WAY LEFT TURN DETAIL



GORE STRIPE DETAIL



DOUBLE YELLOW CENTER DETAIL

NOTES:


1. MATCH EXISTING PAVEMENT MARKING DIMENSIONS.
2. SEE CK-R.30 FOR TWO-WAY LEFT TURN ARROW PLACEMENT.
3. RAISED PAVEMENT MARKER COLOR SHALL CONFORM TO THE COLOR OF THE MARKING FOR WHICH THEY SUPPLEMENT, SUBSTITUTE FOR, OR SERVE AS A POSITIONING GUIDE FOR.

CITY OF KIRKLAND

PLAN NO. CK-R.31



PAVEMENT
MARKING DETAIL



NOTES:

1. BIKE LANE SYMBOLS AND ARROW MATERIAL SHALL BE 90 MILL, PREFORMED, SKID RESISTANT THERMOPLASTIC.
2. BICYCLE SYMBOL FACES ROADWAY CENTERLINE.

CITY OF KIRKLAND

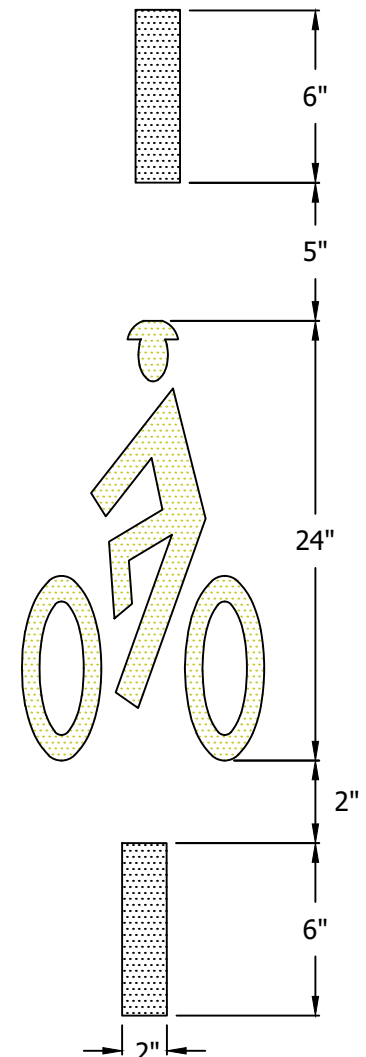
PLAN NO. CK-R.34



BICYCLE LANE
MARKINGS

NOTES:

1. INSTALL MARKING AT SIGNALIZED INTERSECTIONS TO INDICATE WHERE BICYCLES SHOULD STOP IN ORDER TO ACHIEVE REGULAR AND RELIABLE DETECTION BY SIGNAL EQUIPMENT.
2. USE MARKING ON ANY APPROACH TO A SIGNALIZED INTERSECTION WHERE LOOP DETECTORS SPECIFICALLY FOR BICYCLES ARE NOT PRESENT AND ANY APPROACH WHICH IS SHOWN A GREEN INDICATION ONLY WHEN VEHICLE LOOPS ARE ACTUATED, I.E. THE APPROACH IS NOT ON "RECALL" OPERATION.
3. PLACE MARKING SUCH THAT BICYCLES WHICH STOP OVER THE MARKINGS WILL ACTIVATE THE SIGNAL.
4. PLACE THE MARKING TO ALLOW BICYCLES GOING THROUGH, TURNING RIGHT, OR TURNING LEFT TO ACTIVATE THE SIGNAL.
5. MARKINGS ARE NOT NECESSARY IN EXCLUSIVE LEFT TURN LANES OF APPROACHES THAT ARE OPERATED BOTH (1) ON RECALL AND (2) IN PERMISSIVE ONLY MODE.
6. IF AN APPROACH HAS MULTIPLE LANES SERVING THROUGH MOVEMENTS AND/OR MULTIPLE LANES SERVING THE SAME TURNING MOVEMENT, ONLY THE RIGHTMOST OF SUCH MULTIPLE LANE GROUPS SHALL BE MARKED.
7. WHERE MULTIPLE LOOPS ARE PRESENT IN A SINGLE LANE, MARKINGS SHALL BE PLACED AS CLOSE TO THE STOP BAR AS POSSIBLE.
8. IN GENERAL, MARKINGS SHALL BE PLACED OVER THE RIGHT EDGES OF SQUARE LOOPS OR CONGRUENT WITH A LINE TANGENT TO THE RIGHTMOST POINT ON THE EDGE OF A CIRCULAR LOOP.
9. IN GENERAL, BICYCLE MARKINGS ARE NOT NEEDED ON APPROACHES WHERE VIDEO DETECTION IS IN PLACE, AS LONG AS BICYCLES CAN BE DETECTED REGULARLY AND RELIABLY BY STOPPING AT THE STOP BAR IN THE MIDDLE OF THE LANE.
10. MATERIAL SHALL BE 90 MIL. PREFORMED, SKID RESISTANT THERMOPLASTIC.
11. SEE ALSO 2009 MANUAL ON UNIFORM TRAFFIC CONTROL DEVICES SECTION 9C.05; RCW 46.61.710; 2004 STANDARD HIGHWAY SIGNS PAGE 10-17.



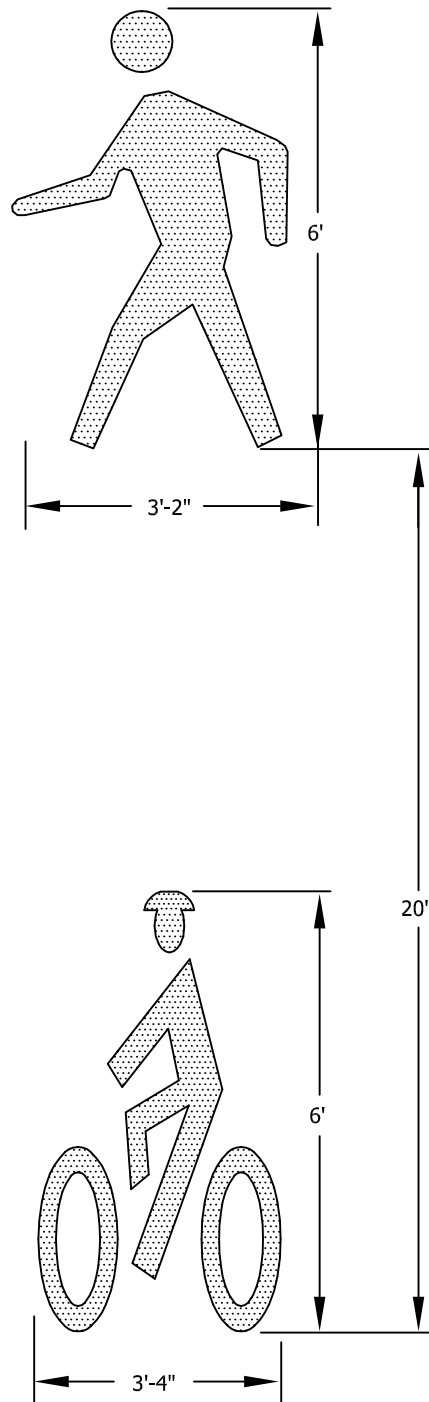
BICYCLE DETECTION MARKING DETAIL
NOT TO SCALE

CITY OF KIRKLAND

PLAN NO. CK - R.34A



BICYCLE
DETECTION
MARKING



NOTES:

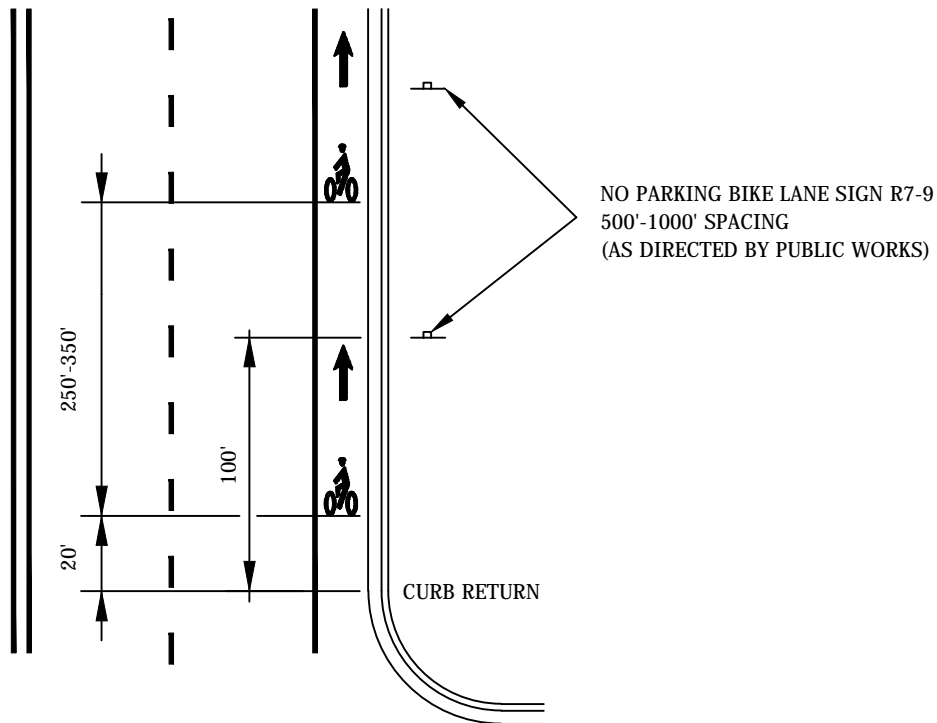
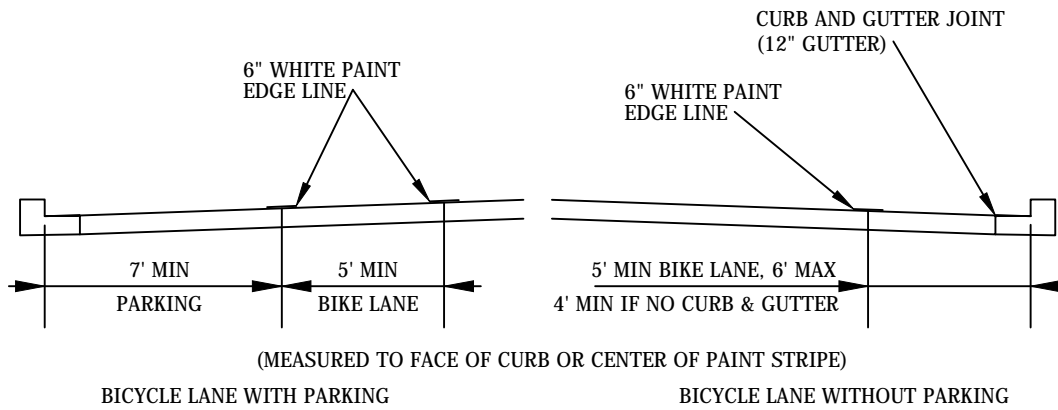
1. BIKE AND PEDESTRIAN LANE SYMBOLS MATERIAL SHALL BE 90 MILL, PERFORMED, SKID RESISTANT THERMOPLASTIC.
2. BICYCLE AND PEDESTRIAN SYMBOLS FACES ROADWAY CENTERLINE.

CITY OF KIRKLAND

PLAN NO. CK-R.34B



BICYCLE AND
PEDESTRIAN LANE
MARKINGS



NOTES:

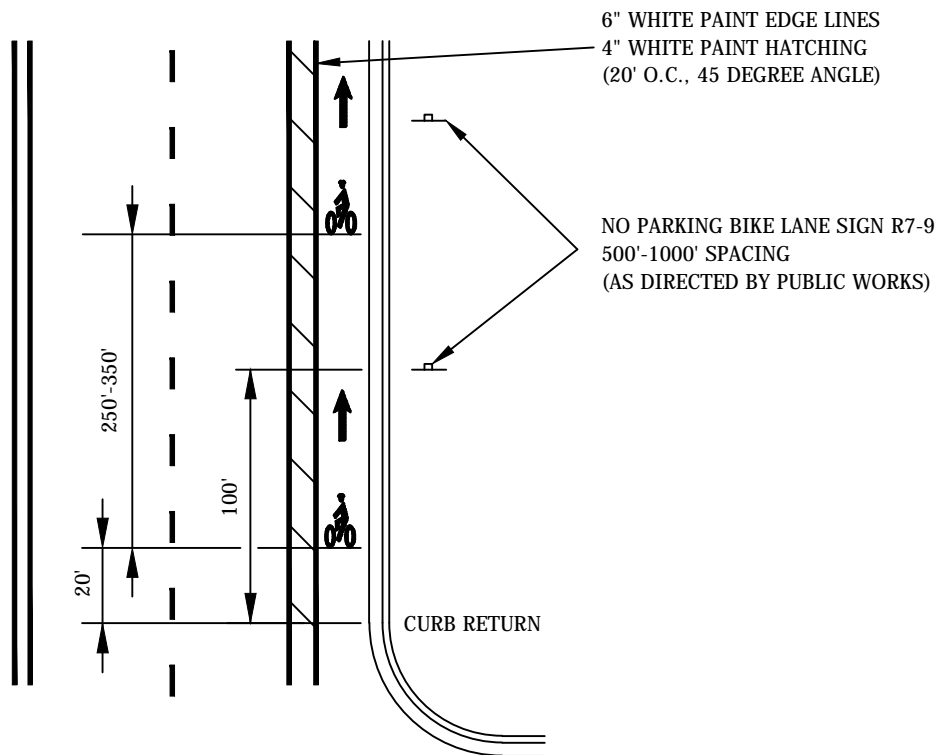
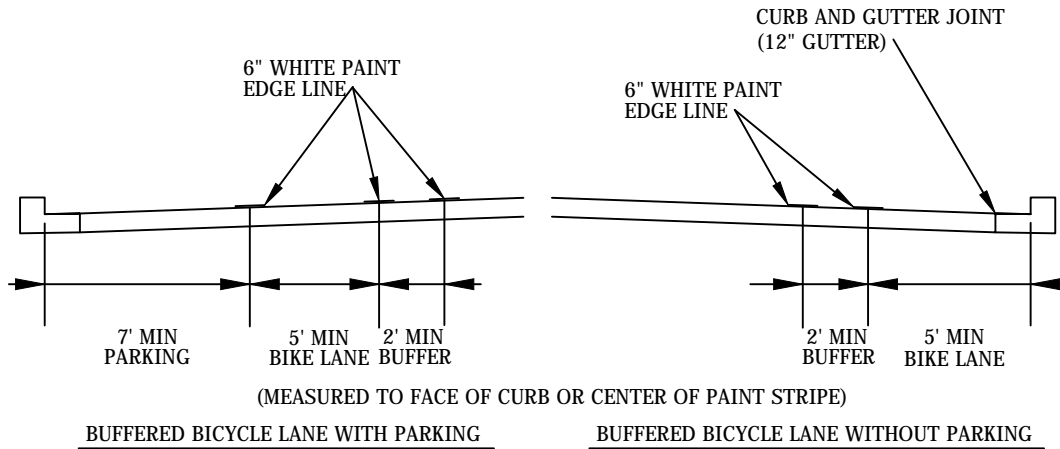
1. SEE MUTCD FOR MORE INFORMATION AND SPECIFICATIONS.
2. PER SEC. 9B.04 2009 MUTCD, DO NOT USE R3-17 SIGNS.
2. BICYCLIST SYMBOLS PER CK-R.34

CITY OF KIRKLAND

PLAN NO. CK- R.35



**TYPICAL BICYCLE
LANE - WIDTH,
SIGNING & MARKING**



NOTES:

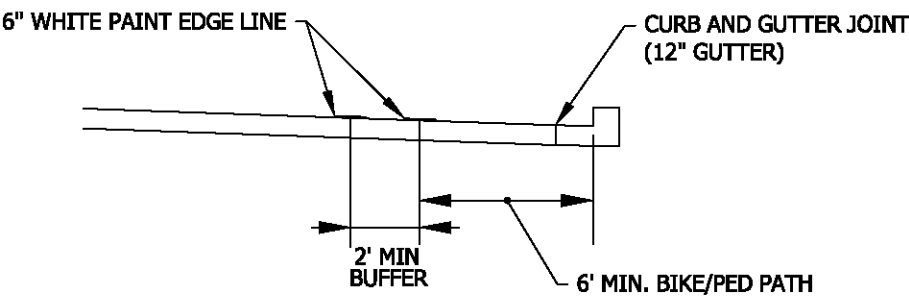
1. SEE MUTCD FOR MORE INFORMATION AND SPECIFICATIONS.
2. PER SEC. 9B.04 2009 MUTCD, DO NOT USE R3-17 SIGNS.
3. BICYCLIST SYMBOLS PER CK-R.34

CITY OF KIRKLAND

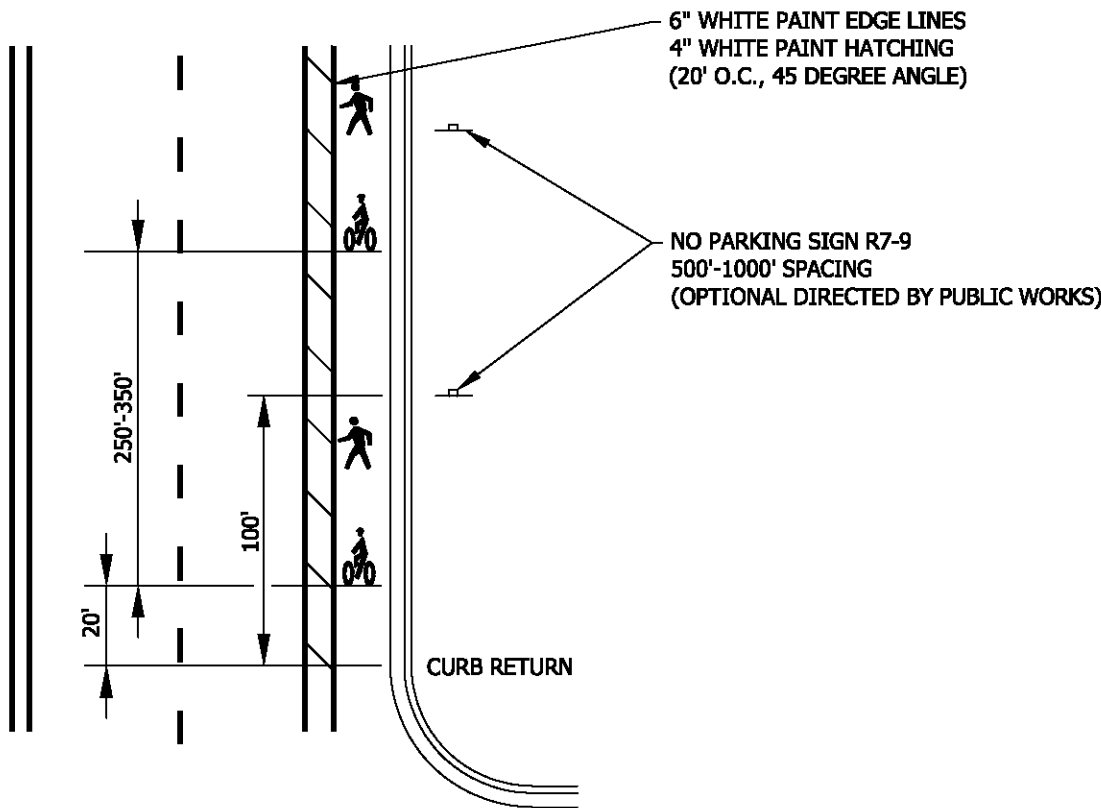
PLAN NO. CKR.35A



**TYPICAL BUFFERED
BICYCLE LANE - WIDTH,
SIGNING & MARKING**




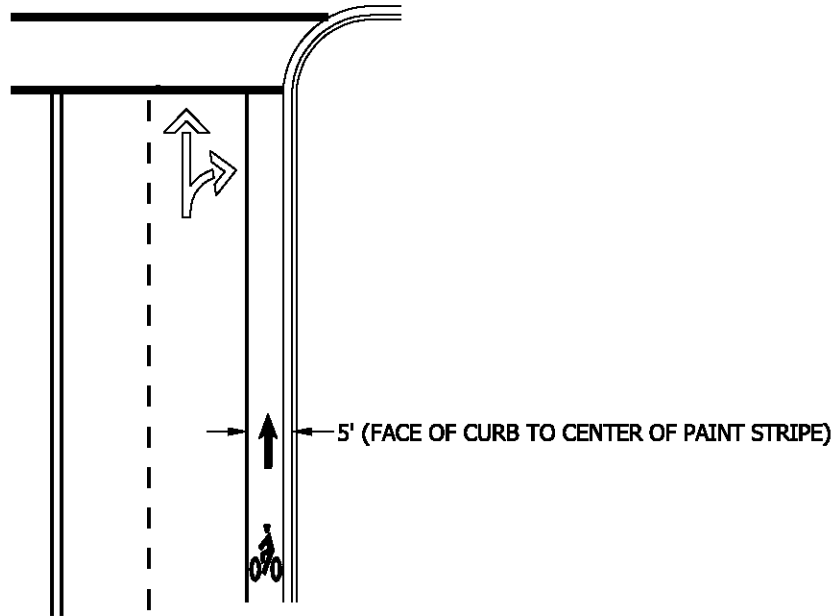
BUFFERED BICYCLE / PEDESTRIAN PATH WITHOUT PARKING
(MEASURED TO FACE OF CURB OR CENTER OF PAINT STRIPE)



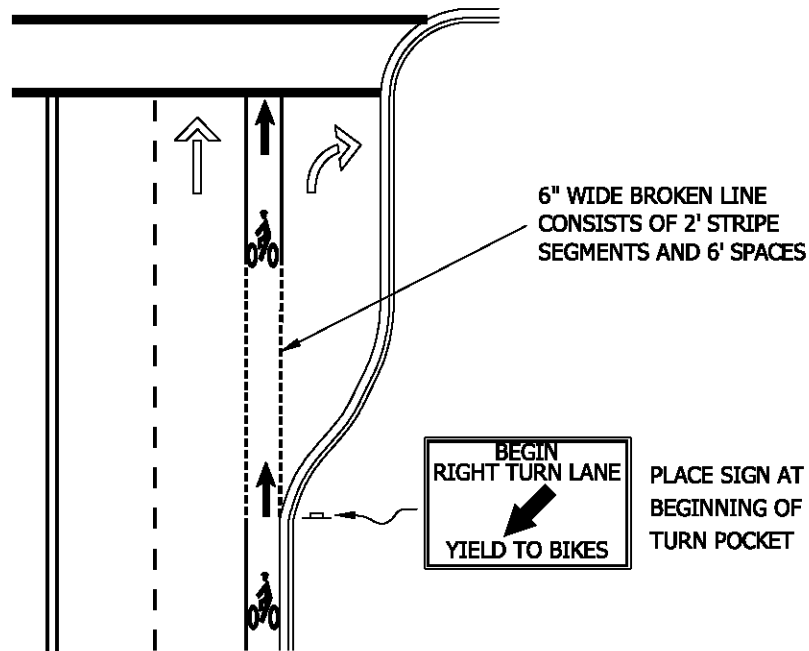
NOTES:

1. SEE MUTCD FOR MORE INFORMATION AND SPECIFICATIONS.
2. PER SEC. 9B.04 2009 MUTCD, DO NOT USE R3-17 SIGNS.
3. BICYCLIST AND PEDESTRIAN SYMBOLS PER CK-R.34B

CITY OF KIRKLAND	
PLAN NO. CK- R.35B	
	TYPICAL BUFFERED BICYCLE/ PEDESTRIAN SHARED PATH



TYPICAL RIGHT-THROUGH LANE
(BICYCLE LANE CONTINUES THROUGH INTERSECTION)



TYPICAL RIGHT TURN POCKET
(BICYCLE LANE CONTINUES THROUGH INTERSECTION)

NOTE:

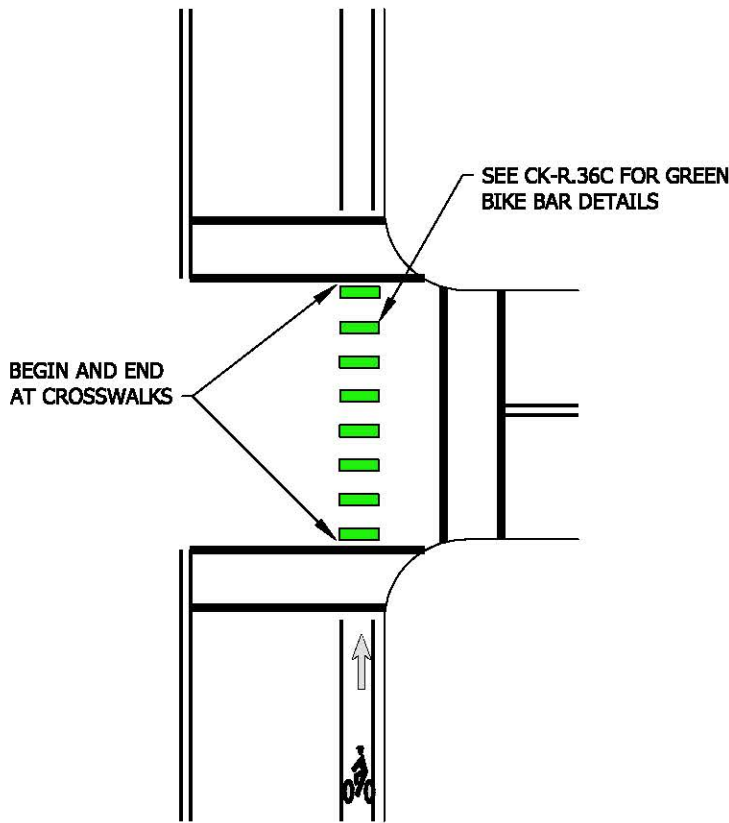
SEE MUTCD FOR MORE INFORMATION
AND SPECIFICATIONS.
RIGHT TURN POCKETS WITH HIGH RIGHT TURN VEHICLE
VOLUMES OR LOCATED ON PRIORITY BICYCLE CORRIDORS
SHALL BE 90 MIL, PREFORMED, SKID-RESISTANT GREEN
THERMOPLASTIC or MMA BETWEEN BROKEN LINES, REFER
TO
CK-R.36A FOR DETAILS.

CITY OF KIRKLAND

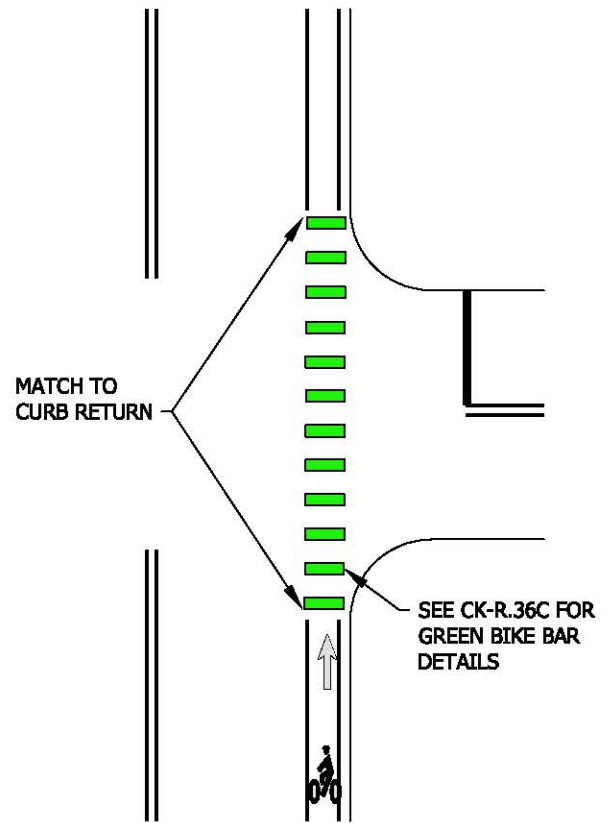
PLAN NO. CK-R.36



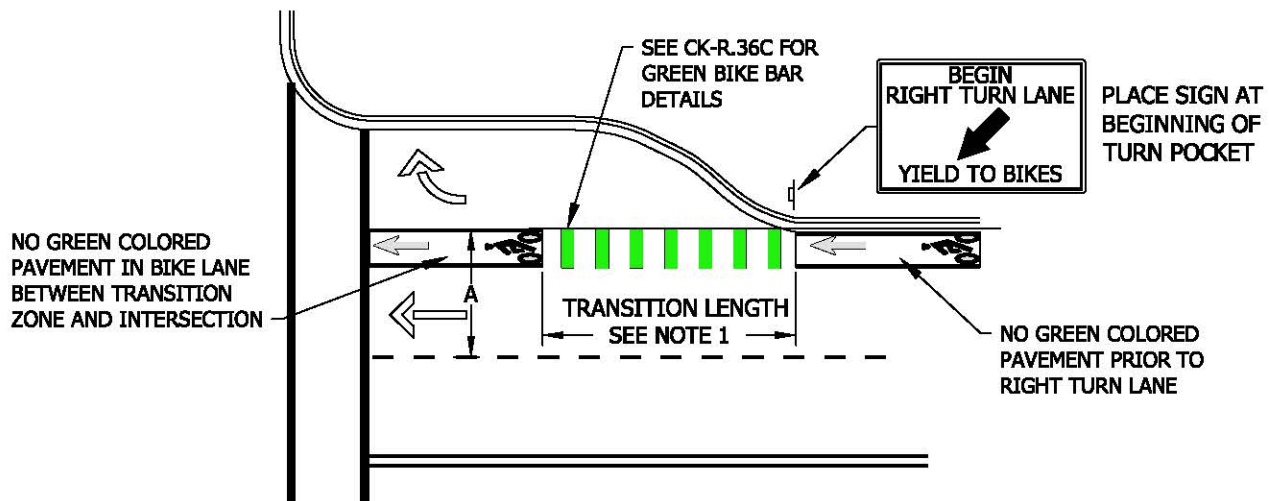
TYPICAL BICYCLE
LANE TREATMENTS
AT INTERSECTION



TYPICAL TREATMENT THROUGH INTERSECTION WITH CROSSWALKS



TYPICAL TREATMENT THROUGH INTERSECTION WITHOUT CROSSWALKS



TYPICAL TREATMENT AT A RIGHT TURN POCKET (BICYCLE LANE CONTINUES THROUGH INTERSECTION)

NOTES:

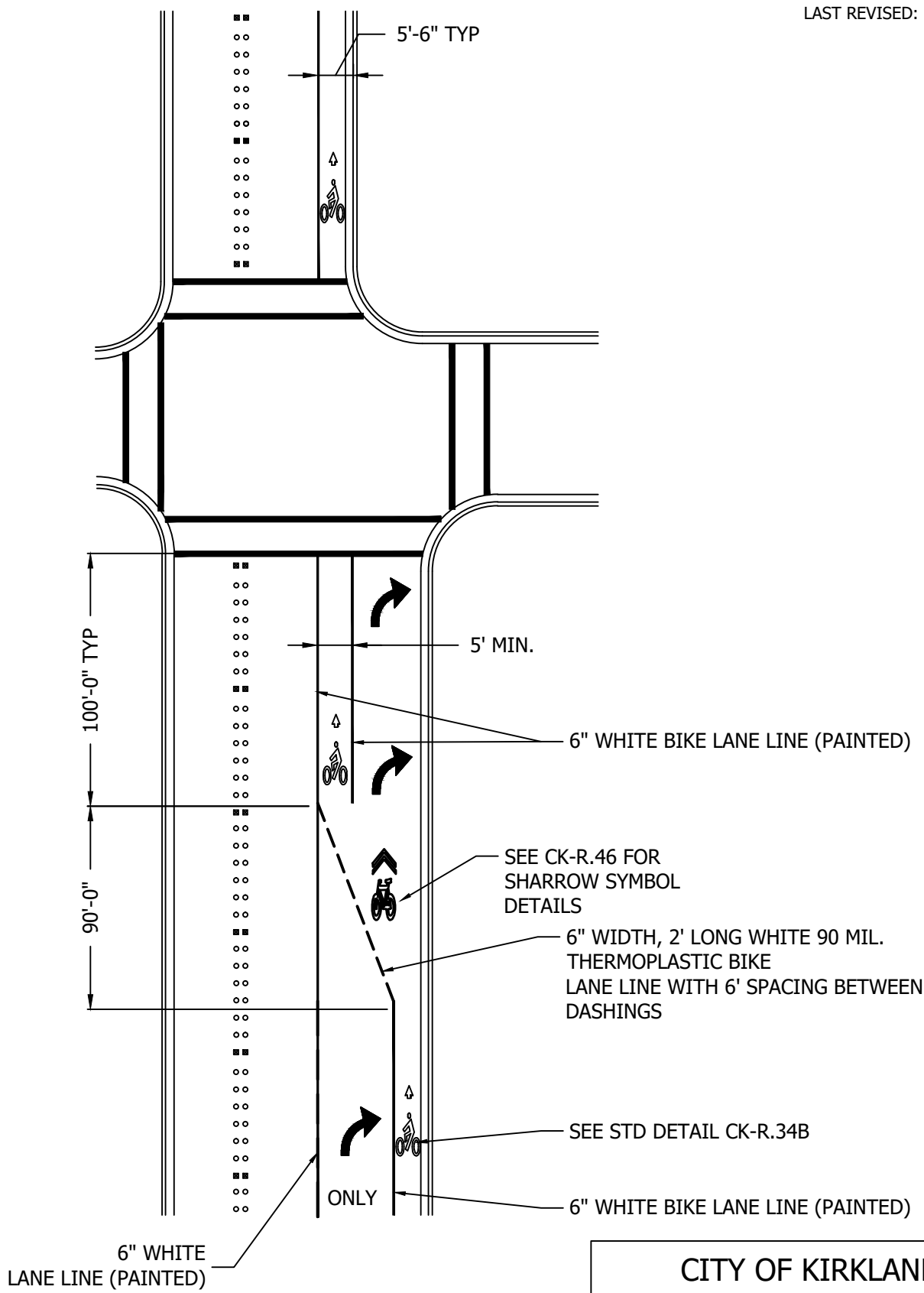
1. TRANSITION LENGTH = $5 \times A$ (TYPICALLY 80' AS SHOWN).
2. GREEN COLORED PAVEMENT, BIKE LANE SYMBOL, AND ARROW SHALL BE EITHER 90 MIL PREFORMED THERMOPLASTIC OR METHYL METHACRYLATE (MMA).
3. SEE PLAN NO. CK-R.34 FOR MORE DETAILS ABOUT BIKE LANE SYMBOLS AND ARROWS.
4. MARKING UNSIGNALIZED INTERSECTIONS WITH GREEN PAVEMENT IS EVALUATED ON A CASE-BY-CASE BASIS


CITY OF KIRKLAND

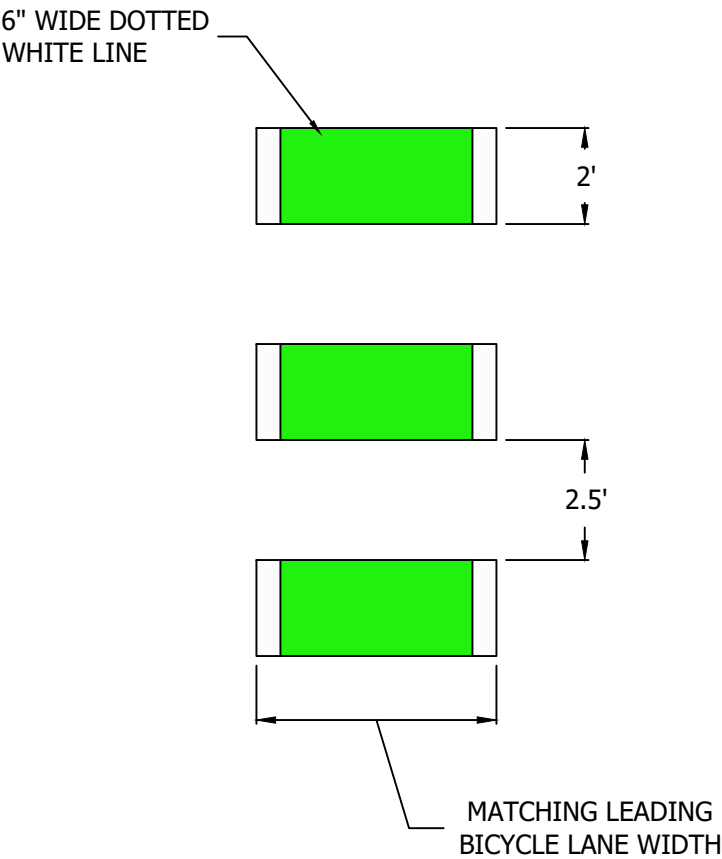
PLAN NO. CK-R.36A



GREEN BIKE
LANE AT
INTERSECTION




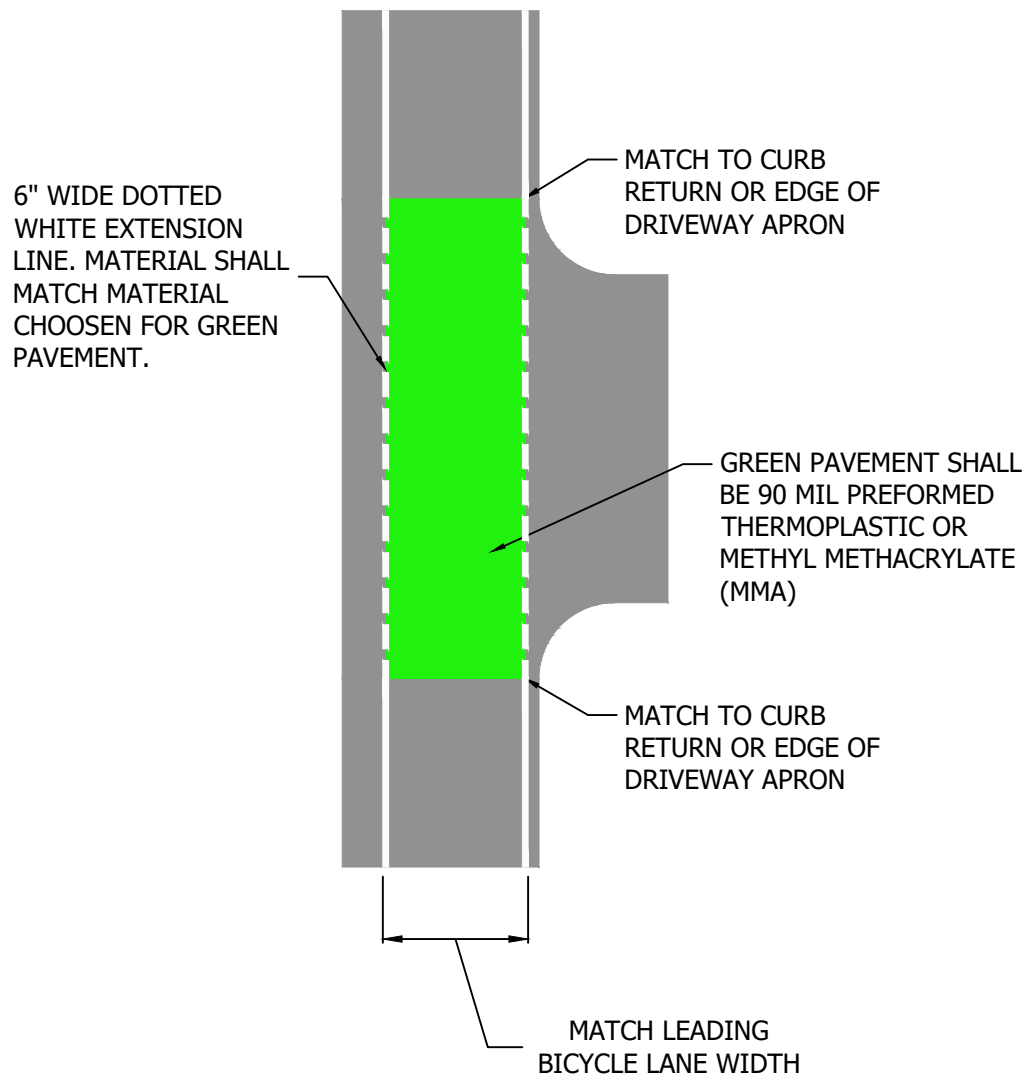
CITY OF KIRKLAND	
PLAN NO. CK - R.36B	
	BIKE LANE TREATMENT AT DROP LANE RIGHT TURN



NOTE:


ALL MARKINGS, INCLUDING GREEN COLORED PAVEMENT AND WIDE DOTTED WHITE LINE, SHALL BE EITHER 90 MIL. PREFORMED THERMOPLASTIC OR METHYL METHACRYLATE (MMA)

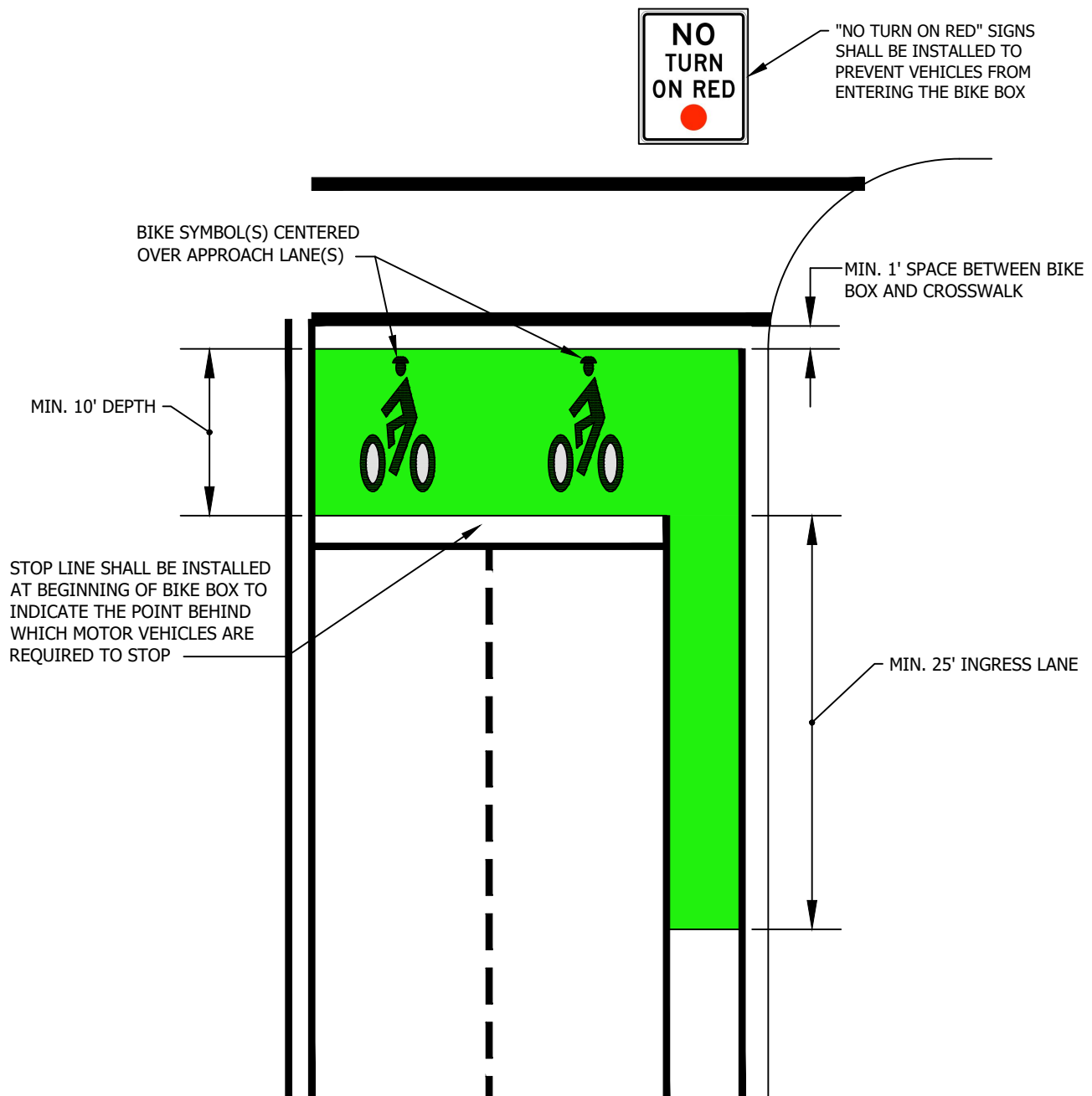
CITY OF KIRKLAND	
PLAN NO. CK - R.36C	
	TYPICAL INTERSECTION/ CONFLICT ZONE BIKE LANE PAVEMENT MARKING



NOTE:

DRIVEWAYS ARE NOT TYPICALLY MARKED WITH GREEN PAVEMENT, BUT DRIVEWAYS WITH HIGH VEHICLE VOLUMES OR OTHER COMPLEX VEHICULAR MOVEMENTS SHOULD BE EVALUATED TO INCLUDE GREEN PAVEMENT MARKINGS.

CITY OF KIRKLAND	
PLAN NO. CK - R.36D	
	TYPICAL DRIVEWAY CROSSING BIKE LANE PAVEMENT MARKING



NOTES:

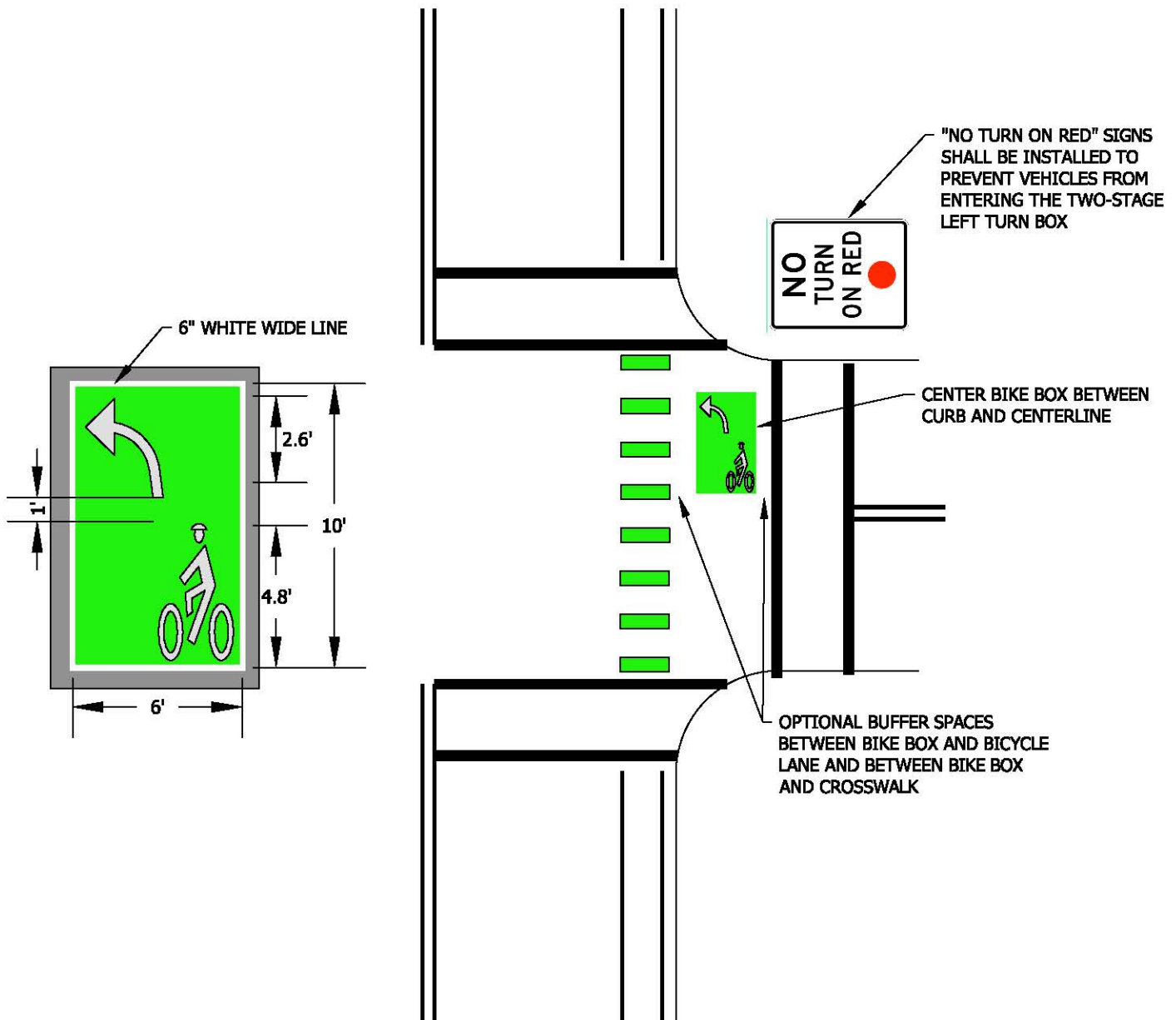
1. GREEN COLORED PAVEMENT AND BIKE LANE SYMBOL SHALL BE EITHER 90 MIL PREFORMED THERMOPLASTIC OR METHYL METHACRYLATE (MMA). THE SAME MATERIAL SHALL BE USED FOR BOTH THE BIKE SYMBOLS AND THE GREEN PAVEMENT TREATMENT.
2. SEE PLAN NO. CK-R.34 FOR BIKE LANE SYMBOL DETAILS.
3. SEE CK-R.28 FOR STOP LINE DIMENSIONS.

CITY OF KIRKLAND

PLAN NO. CK-R.36E



**TYPICAL BIKE BOX
AT A SIGNALIZED
INTERSECTION**



NOTES:

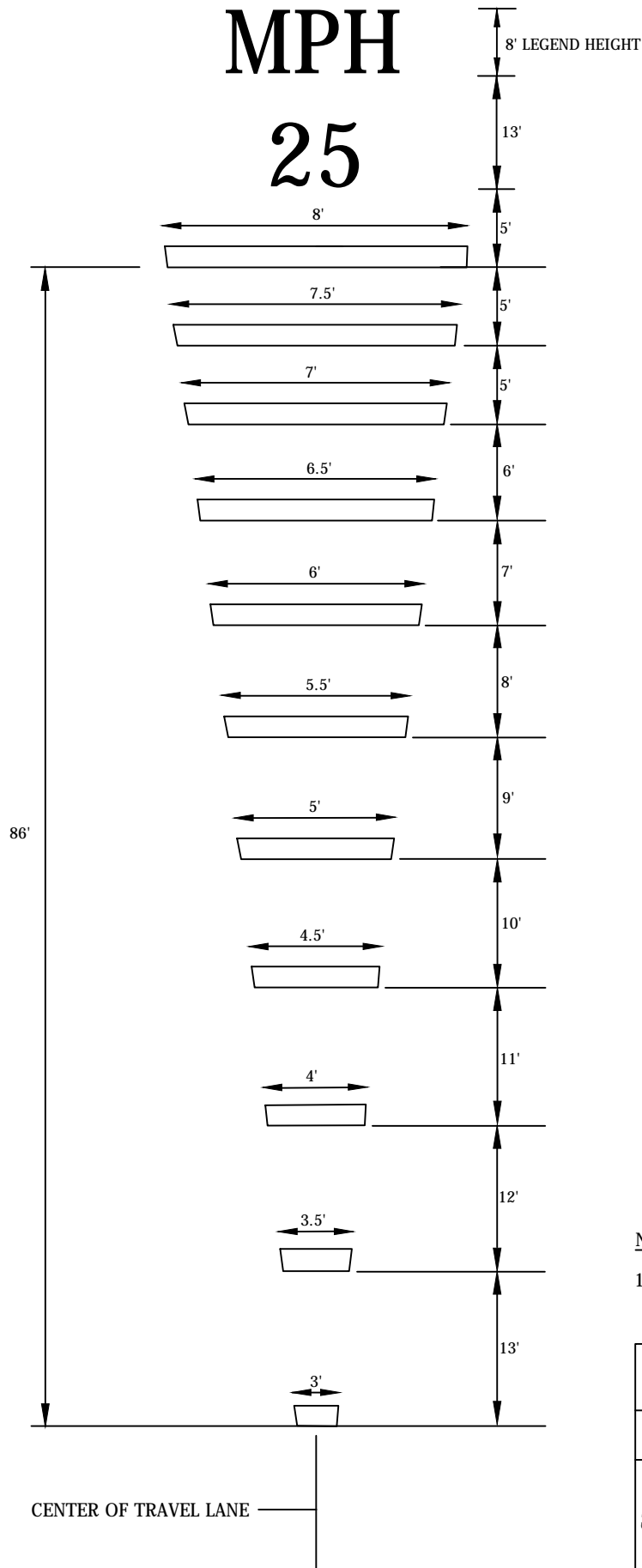
1. ARROW, BIKE SYMBOL, WHITE WIDE LINE, AND GREEN COLORED PAVEMENT SHALL BE EITHER 90 MIL PREFORMED THERMOPLASTIC OR METHYL METHACRYLATE (MMA). THE SAME MATERIAL SHALL BE USED FOR ALL ELEMENTS OF THE TWO-STAGE LEFT TURN BOX.
2. THE QUEUE BOX SHALL BE PLACED IN A PROTECTED AREA. THIS WILL TYPICALLY BE BETWEEN THE BICYCLE LANE AND THE PEDESTRIAN CROSSING BUT CAN ALSO BE PLACED ON THE LEFT SIDE OF THE BICYCLE INTERSECTION CROSSING DEPENDING ON INTERSECTION GEOMETRY.

CITY OF KIRKLAND

PLAN NO. CK-R.36F



**TYPICAL TWO STAGE
LEFT TURN BIKE BOX**



PAVEMENT MARKING DETAIL

NOT TO SCALE

NOTES:

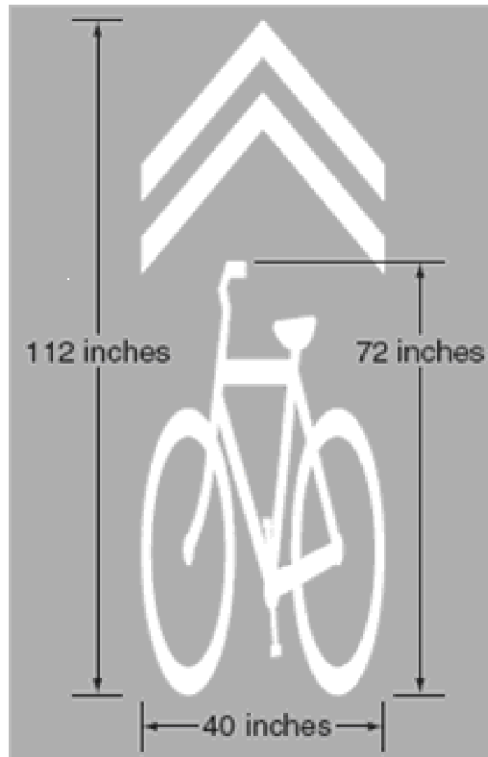
1. TRANSVERSE BAR WIDTH IS 1'.

CITY OF KIRKLAND

PLAN NO. CK- R.38



TRANSVERSE BAR
PAVEMENT MARKING
PATTERN



SHARED LANE MARKING DETAIL

NOT TO SCALE

NOTES:

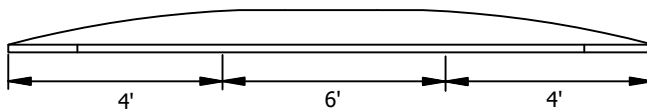
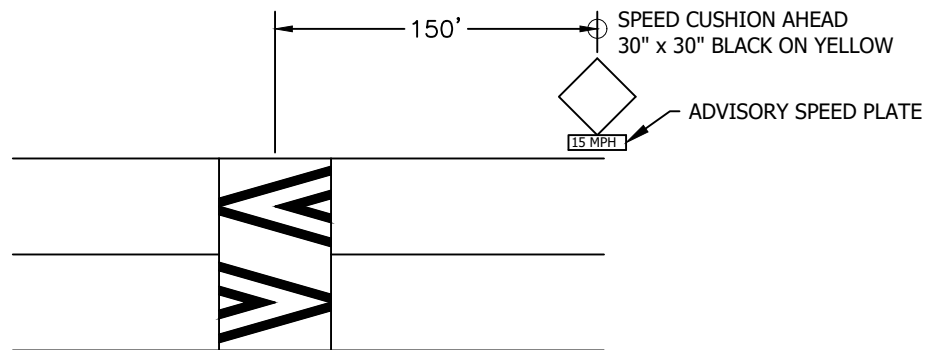
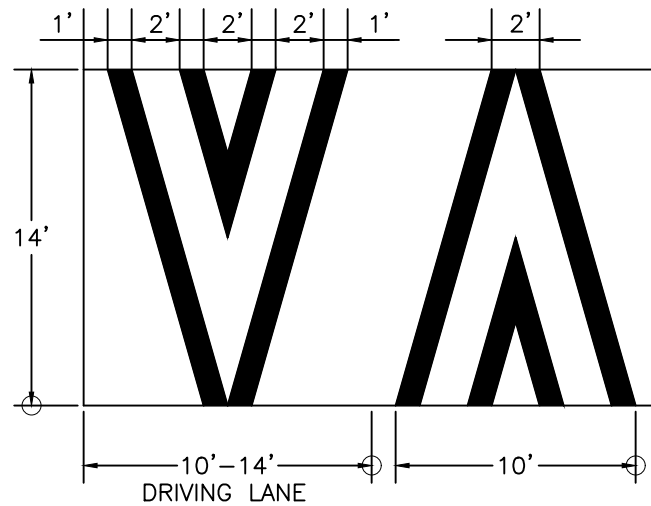
1. PLACE MARKING IN CENTER OF TRAVELED WAY, EVERY 250'-350'.
2. SEE SECTION 9C.07, 2009 MUTCD FOR MORE GUIDANCE.
3. SHARED LANE MARKING MATERIAL SHALL BE 90 MILL, PREFORMED, SKID RESISTANT THERMOPLASTIC.

CITY OF KIRKLAND

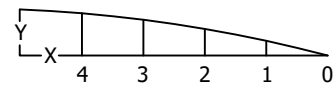
PLAN NO. CK- R.46



**SHARED LANE
MARKING**



SLOTTED SPEED CUSHION SECTION
NO SCALE



X (ft)	Y (in)
0	0.00
1	1.50
2	2.25
3	2.75
4	3.00

VERTICAL DIMENSION CHART
NO SCALE

NOTES:

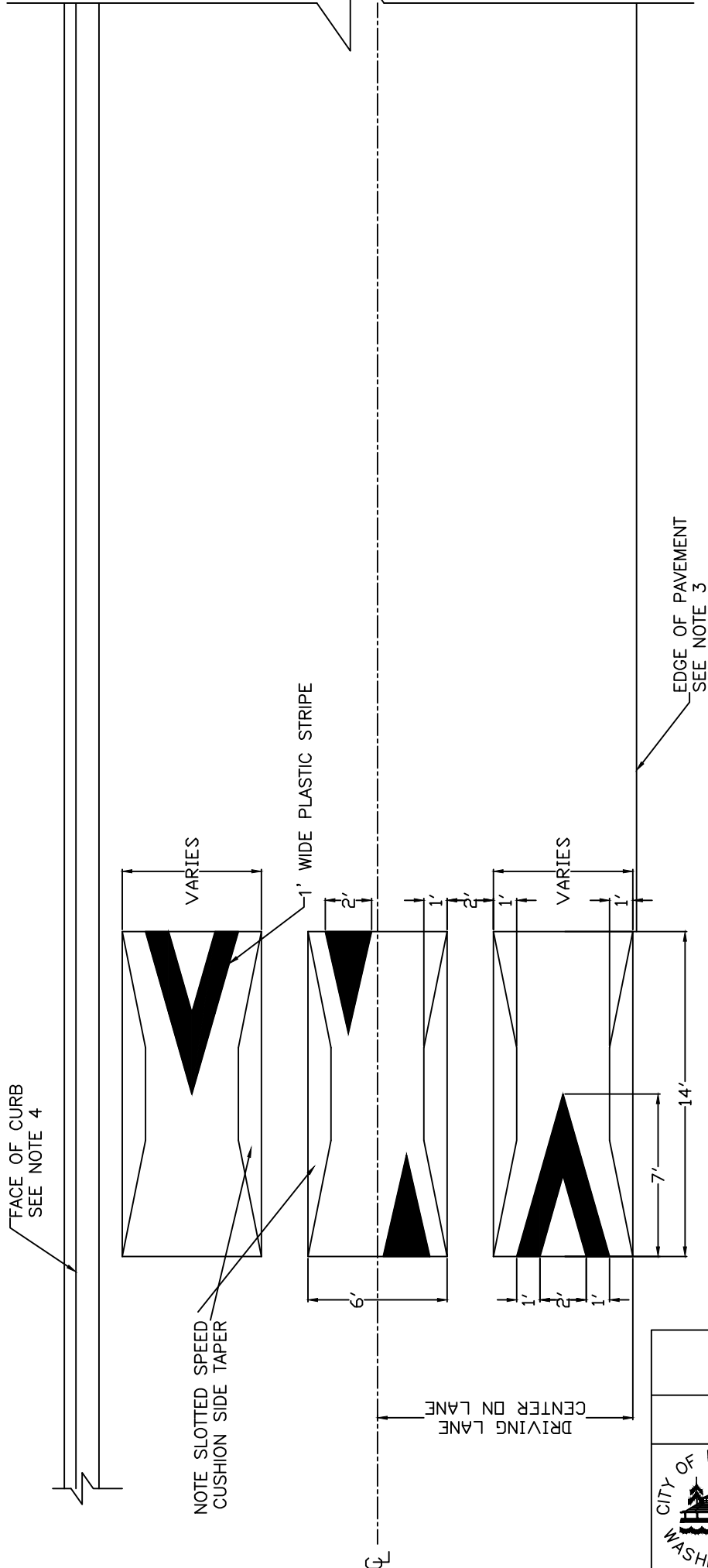
- CHEVRON MARKINGS TO BE WHITE 3M PREFORMED COLD PLASTIC.
- SIGN LOCATION SHALL BE VERIFIED BY THE PROJECT ENGINEER PRIOR TO INSTALLATION.

CITY OF KIRKLAND

PLAN NO. CK-R.67



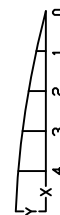
SPEED CUSHION
MARKING AND
SIGNAGE



SLOTTED SPEED CUSHION

NO SCALE

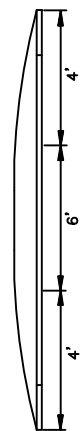
MARKING, LAYOUT, AND EDGE DETAIL



X (ft)	Y (ln)
0	0.00
1	1.50
2	2.25
3	2.75
4	3.00

NOTES:

1. PAVEMENT MARKINGS TYPICAL IN BOTH DIRECTIONS OF TRAVEL
2. ALL SLOTTED SPEED CUSHION MARKINGS SHALL BE PLASTIC
3. WHEN PLACED ON ROADWAY WITH NO CURB AND GUTTER, EDGE OF SPEED CUSHION EXTENDS TO EDGE OF PAVEMENT
4. WHEN PLACED ON ROADWAY WITH CURB AND GUTTER, EDGE OF SPEED CUSHION TO BE PLACED 2' FROM FACE OF CURB.
5. NOTE SIDE TAPER ON SPEED CUSHION.



SLOTTED SPEED CUSHION SECTION
NO SCALE

VERTICAL DIMENSION CHART
NO SCALE

CITY OF KIRKLAND

PLAN NO. CK-R.67B



SLOTTED SPEED CUSHION MARKING AND SIGNAGE