

Kirkland Police Department Dashboard

January 1 to June 30, 2018

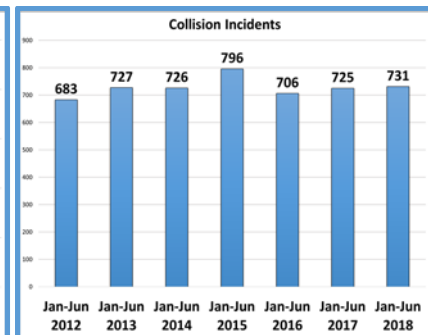
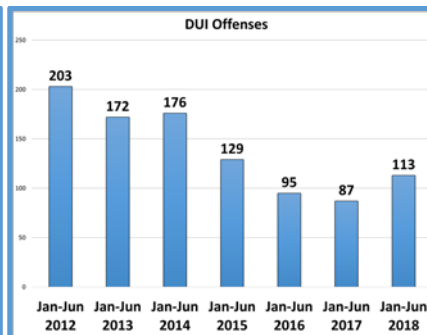
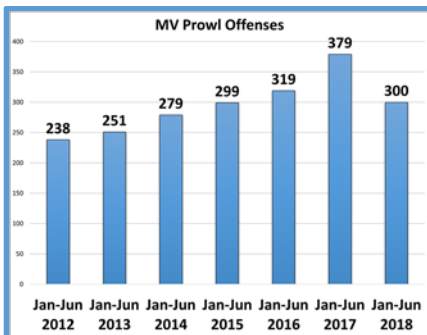
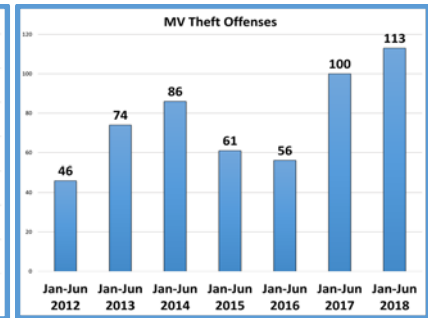
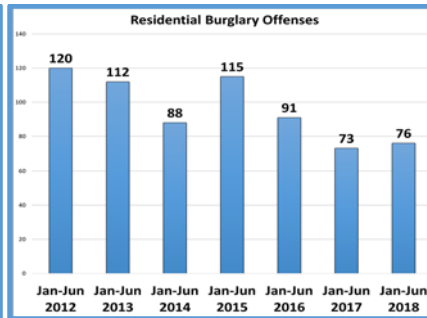
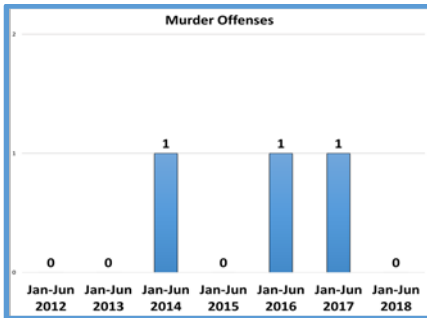
Crimes of Interest	2012-2017 Wtd. Avg.	Normal Range	2018	Change from Wtd. Avg.
Murder	0.7	0 to 1	0	-100%
Sex Offenses	23.4	18 to 29	23	-2%
Robbery	8.9	7 to 11	8	-10%
Aggravated Assault	17.0	11 to 23	28	65%
Burglary - Residential	93.4	76 to 110	76	-19%
Burglary - Commercial	48.7	39 to 58	63	29%
Motor Vehicle Theft	75.0	57 to 93	113	51%
Motor Vehicle Prowl	316.3	270 to 363	300	-5%
DUI	123.2	80 to 166	113	-8%
Collisions	732.3	698 to 767	731	0%

Status Key



Below or Within Expected Range

Above Expected Range



2018 Mid-Year Crime Summary

Murder: There were no murders in the first half of 2018.

Sex Offenses: This category includes crimes such as rape, child molestation, indecent liberties, and voyeurism. There were 23 cases reported during the first half of this year which is down 2% from the weighted average of the same period over the past six years.

Robbery: There were 8 robberies reported in the first half of 2018. This is the same number as the first half of last year and down 10% over the weighted average of the same time over the past six years.

Aggravated Assault: There were 28 aggravated assaults in the first half of the year. This is up 65% over the weighted average of the same time over the past six years. It is important to note that aggravated assaults are not a frequent crime in Kirkland and fluctuations in small numbers can result in large percentage changes. Despite the increase, we are still below the 2012 level.

Residential Burglary: There were 76 residential burglaries reported in the first half which represents a decline of 19% from the weighted average of the past six years.

Commercial Burglary: We had 63 commercial burglaries in the first half which represents a 29% increase from the weighted average of the same period over the past six years. This is slightly above the normal range for this category. There were a number of thefts from vehicles and storage units in condo/apartment garages which contributed to the increase in this category. Additionally, a series of "window smash" break-ins to small businesses is affecting the Eastside and is actively being investigated by multiple agencies.

Motor Vehicle Theft: There were 113 auto theft reports so far in 2018, representing an increase of 51% from the weighted average of the same time over the previous six years. This is a record high for a six month period and mirrors a dramatic increase in auto theft seen throughout the region.

Car Prowl: There were 300 car prowls reported citywide in the first half of 2018, representing a 5% decrease from the weighted average over the same period for the past six years. Although prowls are now down to 2015 levels, they continue to be a persistent crime throughout the city.

DUI: There were 113 DUI arrests made during the first half of 2018, reversing a six year downward trend. Despite the uptick, this represents a 8% drop from the weighted average of the same time over the past six years.

Collisions: 731 collisions were reported in the first half of 2018, a less than 1% decrease from the weighted average of the same time over the past six years. Collisions in the city have held steady over the past seven years.