

Link Connections: SR 520

How could your trip improve by transferring to Link?

Trip times for Eastside transit riders going to and from downtown Seattle along SR-520 are on the rise as traffic congestion increases. The good news is Metro and Sound Transit are working together to make your trip to and from downtown Seattle more reliable. We're

asking for public input on alternatives that would direct some Eastside bus routes to the University of Washington Link light rail station, where riders would transfer to light rail to complete the trip to and from downtown, bypassing congestion on the freeway and downtown streets. Any resource savings would be used to improve bus service between Seattle and Eastside communities via SR-520. This graphic shows the travel time comparisons and benefits during rush hours of connecting with light rail.



KEY



Bus



Variability*



Link light rail

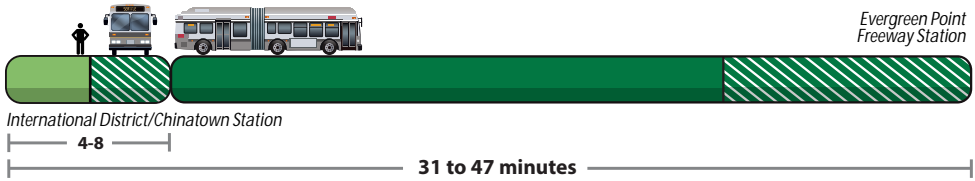


Walking



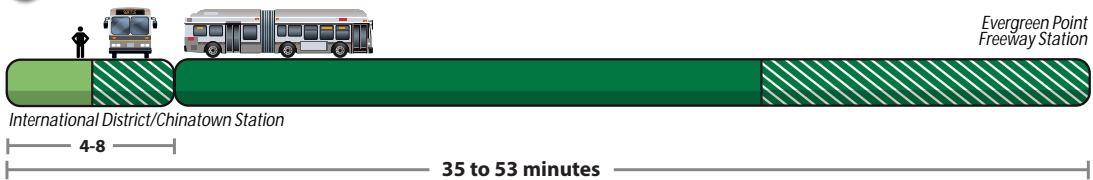
Waiting

AM EASTBOUND EXISTING TRAVEL TIME: Downtown Seattle to Evergreen Point

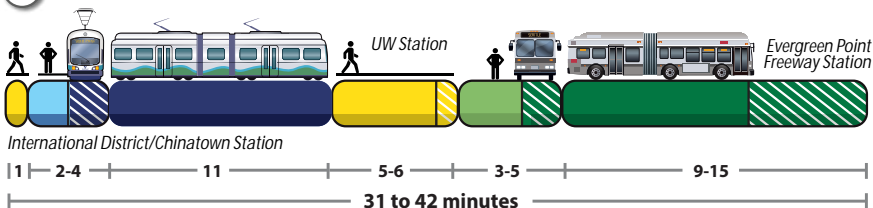


AM EASTBOUND FUTURE TRAVEL TIME: Downtown Seattle to Evergreen Point

1 Bus with no transfer at UW Station



2 Bus with Link light rail transfer at UW Station



* Variability: The range in travel times due to factors like traffic conditions, transit wait times, and pedestrian intersection crossings. Assumes consistent travel times east of Evergreen Point.

