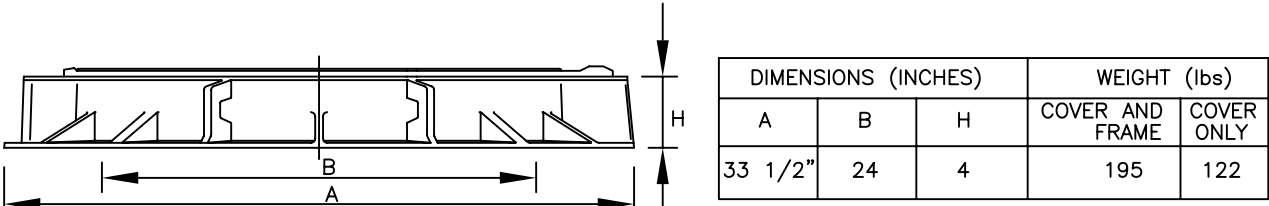
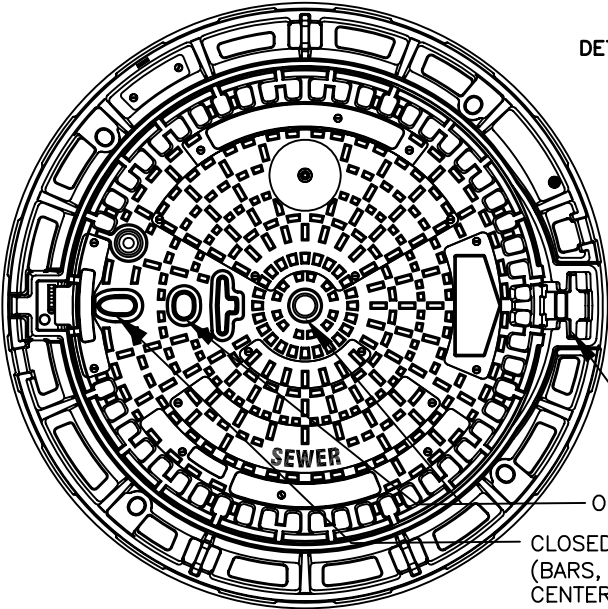


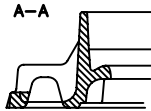
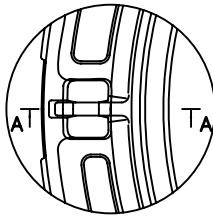
# 24 INCH MANHOLE COVER AND FRAME



DIMENSIONS (INCHES)			WEIGHT (lbs)	
A	B	H	COVER AND FRAME	COVER ONLY
33 1/2"	24	4	195	122



DETAIL A : LIFTING HOLES



DIRECTION OF TRAFFIC

OPEN HINGE

OPEN VENT HOLE

CLOSED KEY HOLE FOR USE WITH STANDARD TOOLS (BARS, PICKAXE, OR HOOK) CENTER STEPS UNDER THIS HOLE.

NOTES:

1. VERIFY SLOTTED FRAMES ARE THOROUGHLY FILLED IN WITH MORTAR FOR EFFICIENT INTERACTION WITH IRON AND STRUCTURE.
2. VERIFY BEDDING MORTAR IS NOT IN CONTACT WITH EITHER HINGE HOUSING OR CUSHIONING INSERT.
3. VERIFY GASKET IS PROPERLY CLAMPED ON ITS FRAME GROOVE ALONG ITS ENTIRE LENGTH.
4. GASKET CAN BE REPLACED; USE ONLY ORIGINAL PAMREX GASKET, AVAILABLE THROUGH AUTHORIZED DEALERS.
5. PAMREX 24 INCH IS FITTED WITH AN INFILTRATION PLUG LOCATED IN THE HINGE HOUSING OF THE FRAME. VERIFY PLUG IS PROPERLY INSTALLED BEFORE INSTALLING THE FRAME.
6. REQUIRED ON ARTERIALS ONLY (PRINCIPLE AND MINOR). MAY ALSO BE REQUIRED ON SOME HIGH VOLUME COLLECTORS BY PUBLIC WORKS ENGINEER.
7. TO BE USED FOR SEWER AND STORM MANHOLES ON NEW AND REPLACED LIDS.
8. TO BE USED IN TRAVEL LANES ONLY. PARKING LANES, BIKE LANES, CENTER TURN LANES, ETC. ARE EXEMPT.
9. CITY OF KIRKLAND LOGO NOT REQUIRED.
10. LID MUST BE COVERED WITH TAR PAPER BEFORE OVERLAY.

CITY OF KIRKLAND	
PLAN NO. CK-D.18A	
	MODIFIED 24" MANHOLE FRAME W/ LOCKING COVER